





The Winchester School

Family Learning Newsletter-Year 5-April 2022



Area Of Learning	Focus	Home Activities/How Can You Help Your Child At Home	Useful Website
Literacy	<p>Reading Comprehension: Unit 11: Poetry- From a railway carriage Unit 15: Non-Fiction-Barack Obama: A Biography</p> <ul style="list-style-type: none"> To evaluate the main events from the passage. To infer and interpret the given passage. <p>Students to read and infer simple and complex inferences from the texts mentioned.</p> <div data-bbox="286 767 797 1490" style="border: 1px solid black; padding: 5px;"> <h3 style="text-align: center;">Features of a Biography</h3> <p><u>Purpose:</u> To give an account of someone's life</p> <p><u>Structure:</u></p> <ul style="list-style-type: none"> Opening statement introduces the subject, and explains why he/she is known Significant events are ordered chronologically Closing statement explains how this person will be remembered, and sometimes gives the writer's opinion <p><u>Language Features:</u></p> <ul style="list-style-type: none"> Refers to named individuals Contains dates linked to specific events Written in the past tense Can include direct and indirect speech and quotes from other sources Written in 3rd person Includes time connectives to link ideas Events are anecdotal in style (rather than lists of facts), and engage the reader  </div>	<p>Read the texts from the Collins Comprehension Skills Book: Discuss the main events from the comprehension by applying various skills of comprehension.</p> <p>Ask questions with reference to the text.</p> <p>Encourage the children to examine the text and retrieve statement of facts and opinions.</p> <div data-bbox="943 743 1637 1517" style="border: 1px solid blue; padding: 5px;"> <h3 style="text-align: center;">Barack Obama</h3> <p>Barack Hussein Obama is a politician and a lawyer. He was the first Black president of the United States of America.</p>  <p>Childhood</p> <p>Barack Hussein Obama was born on 4th August 1961 in Hawaii, USA. Barack's father was also called Barack Hussein Obama. He grew up in Kenya and moved to Hawaii in 1960. Barack's mother was called Stanley Ann Dunham and she also moved to Hawaii in 1960.</p> <p>Barack spent time living in Jakarta, Indonesia, when he was a young child. By the time that he was four years old, Barack could fluently speak both English and Indonesian. When Barack was ten years old, he moved back to Hawaii to live with his grandparents.</p> <p>Education</p> <p>Barack went to an important school and he was very good at basketball. After leaving high school in 1979, he moved to Los Angeles and then to New York City. In both of these cities, he went to university to learn about how governments work.</p> <p>In 1988, Barack went on to attend Harvard Law School. He was chosen to be the president of the Harvard Law Review. This is a journal that is made by students and people can use it for legal research.</p> <p>While he was attending Harvard Law School, Barack started to work as a trainee at a law firm so that he could gain experience. Michelle LaVaughn Robinson was asked to supervise him. Soon, they became friends and, not long later, they were married on 3rd October 1992.</p> <p>In 1991, Barack was awarded with his Juris Doctor, which is a professional degree that is needed if someone wants to practise law.</p> </div>	<p>Reading Strategies</p> <p>Biography What is a biography?</p> <p>Barack Obama-Biography</p>



The Winchester School

Family Learning Newsletter-Year 5-April 2022



SPELLINGS:

- To spell and use homophones correctly.
To spell words with silent letters.



Reading Comprehension Skills:

- Deducing Technique
- Anticipating Technique



Career

Barack began to work as a community organiser in Chicago. He set up a program which helped people to get the skills that they need in order to do the job that they'd like. He set up a teaching program and he founded an organisation that supported the rights of people living in the area.

After this, Barack began working as a civil rights lawyer and he helped to protect the freedom and equality of his clients. He also taught others about law. It was at this time that Barack first became involved in **politics**.

Political Beginnings

Barack's first role within politics was as part of a project which tried to get all members of the public to register to vote. Barack and his team made sure that 150,000 new people would be able to have their say in the next election.

After this, Barack became a state senator and he worked to create laws which helped children, elderly citizens and families with low incomes.

Becoming President

In 2008, Barack was elected President of the United States and, the following year, he officially started the role. As the 44th President of the United States of America, he became the first Black president in US history.

During his time as president, Barack signed a law which meant that over 20 million people were able to access healthcare that they could not previously afford. He also supported marriage equality and he made huge steps towards tackling climate change.

Barack's presidency ended in 2017 but he continues to work towards supporting these causes. Barack and his wife, Michelle, set up a foundation which believes that ordinary people can change history when they work together.

Glossary

journal: A newspaper or magazine about one particular subject.

politics: Activities which relate to the governance of a country or area.

Discuss the meaning of the term 'biography'.

Ask questions based on the information given in the text about Barack Obama.

Encourage the children to explore the features of a non-fiction text- biography.

Click on the following link to understand more about the Homophones.

[Know more about Homophones](#)

Together practice the use of silent words in writing using the link in next column.

[Silent Letters](#)

[Homophones Worksheet](#)

[Silent Letters worksheet](#)



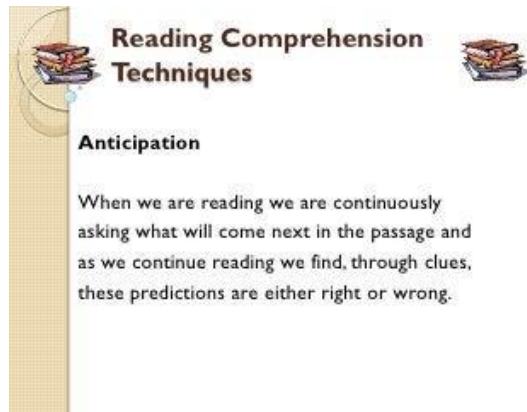
The Winchester School

Family Learning Newsletter-Year 5-April 2022



What is Deduction?

In reading comprehension, deduction is the act of drawing logical conclusions based on the information given in a text, using one's personal experiences and knowledge of the world.



Reading Comprehension Techniques

Anticipation

When we are reading we are continuously asking what will come next in the passage and as we continue reading we find, through clues, these predictions are either right or wrong.

Grammar: Learning Objective:
To explore the units related to SPAG and apply the same consistently in writing.

- To identify the use of parentheses in sentences.
- To explore the use of future tense in sentences.
- To write sentences using time connectives.

Homophones are words that sound alike but are spelled differently. Words that sound the same but have different meanings and usually different spellings.

- | | | |
|-----------------------|----------------------|------------------------|
| 1. abel – able | 11. jean – gene | 21. kernel – colonel |
| 2. accede – exceed | 12. jell – gel | 22. knap – nap |
| 3. accept – except | 13. jibe – gibe | 23. knave – nave |
| 4. addition – edition | 14. Jim – gym | 24. ladder – latter |
| 5. adds – adz – ads | 15. karat – carat | 25. lade – laid |
| 6. hoes – hose | 16. kernel – colonel | 26. lain – lane |
| 7. hold – holed | 17. knap – nap | 27. lays – laze – leis |
| 8. hole – whole | 18. knave – nave | 28. lea – lee |
| 9. holed – hold | 19. knead – kneed | 29. leach – leech |
| 10. hour – our | 20. lacks – lax | 30. lead – led |

SILENT LETTERS IN ENGLISH

Silent B	Silent T	Silent H	Silent K	Silent W
Bomb	Butcher	Ghost	Knee	Answer
Climb	Castle	Honest	Knew	Sword
Comb	Christmas	Hour	Knickers	Two
Crumb	Fasten	Mechanic	Knife	Whole
Debt	Hustle	Rhythm	Knight	Wreck
Doubt	Listen	Scheme	Knit	Wrap
Dumb	Match	School	Knitting	Wrist
Lamb	Mortgage	What	Knob	Wrinkle
Limb	Nestle	When	Knock	Wreck
Numb	Often	Where	Knot	Wren

[Let's know more about Parenthesis](#)

[Parenthesis](#)

Parenthesis

Parenthesis is a word or phrase added as an explanation into a sentence.

We use the punctuation of brackets, dashes or commas to mark parenthesis



E.g Boris Johnson, the Prime Minister, arrived at No.10.

I lost my phone (an Iphone X) on my way home from school.

I miss Amelia- my best friend- every day.



The Winchester School

Family Learning Newsletter-Year 5-April 2022



Commas for a Parenthesis

You can use commas to offset a parenthesis (non-essential information).

John Smith, a boy from our village, beat Garry Kasparov at speed chess.

If you remove the yellow text, the sentence still works.

Garry Kasparov, a local boy who shares his name with the Russian chess grandmaster, is really bad at chess.



SIMPLE	CONTINUOUS	PERFECT	PERFECT CONTINUOUS
<p>1. Predictions about future with verbs like think, believe, expect, etc.</p> <p>2. On-the-spot decisions</p> <p>3. Promises, threats, warnings, requests, hopes, offers</p> <p>4. Actions & events & situations which will certainly happen in the future</p>	<p>1. Action which will be in progress at a stated point in the future</p> <p>2. Action which will definitely happen in the future as the result of a routine or arrangement</p> <p>3. When we will actually start someone's plans for the near future (if we want to know with their priority)</p>	<p>1. Action that will be finished before a stated future time</p>	<p>1. Emphasis on the duration of an action at a certain time in the future</p>
<p>I, You, He, She, We, They, It } WILL DO</p> <p>tomorrow, soon, the day after tomorrow, next week/month/year, in two weeks/months</p>	<p>I, You, We, They, He, She, It } WILL BE DOING</p>	<p>I, You, We, They, He, She, It } WILL HAVE DONE</p> <p>Before, by, till, by then, by the time, until</p>	<p>I, You, We, They, He, She, It } WILL HAVE BEEN DOING</p> <p>by - for</p>

Time connectives to begin with	Time connectives to move time on	Time connectives to end with	Time connectives for surprise	
firstly	next	afterwards	at last	suddenly
this morning	secondly	a few minutes later	finally	without warning
it all began	after that	a moment later	in the end	all of a sudden
to begin	then	before long	eventually	in the blink of an eye
first of all	later on	at that point	at the end of the day	within seconds
initially	as time passed	after a while	to end the day	out of nowhere

Speaking and Listening:

Speaking: Mental Wellbeing

Listening Comprehension- Recognizing Literal Meaning and Understanding Vocabulary. Examine the main idea of the comprehension.

Discuss, what is parenthesis.

Ask, how we can use brackets, dashes and commas correctly when showing parenthesis in our writing.

Practice, the use of parenthesis.

Discuss, about the use of future tense in sentences.

Talk, about the different types of future tenses.

Encourage, children to read more about future tense and attempt the given worksheet.

Discuss, the use of time connectives, which tells the reader when an action is happening.

Talk, about various time connectives.

Encourage, children to read more about the importance of time connectives in writing pieces and attempt the given worksheet.

[Let's know more about Future Tense](#)

[Future Tense Live worksheet](#)

[Let's learn about time connectives](#)


[Time connectives worksheet](#)



The Winchester School

Family Learning Newsletter-Year 5-April 2022





Area of learning	Focus	Home activities/How can you help your child at home	Useful website
Numeracy	<ul style="list-style-type: none">To calculate and solve problems involving the perimeter of rectangle, squares and polygons.To read and write decimal numbers as fractions.Round decimals with two decimal places to the nearest whole number and to one decimal place 	<p>Talk to the children that Perimeter is the distance around the edge of a shape.</p> <p>Share a few real-life examples to calculate the perimeter of different shapes.</p> <p>Encourage the children to use the formulae for finding the different shapes such as square, Triangle, rectangle and hexagon.</p> <p>Encourage your child to answer how fractions and decimals are connected? They both show a part of a whole. Share the fact that If one numeral follows the decimal, that decimal is said as tenths. Therefore, when writing it as a fraction, its denominator will be 10.</p> <p>Explain to your child the rule of rounding decimals with two decimal places to the nearest whole number and to one decimal place.</p> <p>To round a decimal to the nearest whole number, analyze the digit at the first decimal place i.e., tenths place.</p> <p>If the tenths place value is 5 or greater than 5, then the digit at the ones place increases by 1 and the digits at the tenths place and thereafter becomes 0.</p>	<p>https://toytheater.com/perimeter-climber/</p> <p>https://www.youtube.com/watch?v=1xfo5aLn2IU</p> <p>https://www.youtube.com/watch?v=AAy1bsazcgM</p> <p>https://www.youtube.com/watch?v=m41gWPjSUdw</p> <p>https://www.splashlearn.com/math/round-off-decimal-numbers-games</p> <p>https://www.mathgames.com/skill/5_29-round-decimals</p> <p>https://www.abcya.com/games/rounding_number</p>



The Winchester School

Family Learning Newsletter-**Year 5-April 2022**



Area of learning	Focus	Home activities/How can you help your child at home	Useful website
Science	<p>Plant Life Cycle-(Seed)</p> <p>To understand the structure of a seed and establish that seeds require ideal conditions for germination.</p> <p>To understand the methods of seed dispersal and explore the adaptations of plants for different modes of seed dispersal.</p> <p>SCIENTIFIC INQUIRY</p> <p>To plan an investigation to test the most suitable seed that can disperse in the wind.</p> <p>To investigate to decide the most suitable seed design for wind dispersal.</p> <p>To investigate to decide the most suitable seed design for wind dispersal.</p>	<p>Discuss: Discuss with your child about the different types of seeds.</p> <p>Show: Work with your child and show examples of different sized and shaped seeds.</p> <p>Encourage: them to germinate seeds and identify the different parts of the seed.</p> <p>Encourage students to do germinate seeds in different condition</p> <p>Share: Explore different types of seeds like the ones in pods eg beans, like the ones in fruits like apples, mangoes etc</p>	<p>Types of Seeds and Germination https://youtu.be/JSe_VUMymjo https://youtu.be/heU7J2580ug</p>  <p>Dispersal of Seeds. https://www.youtube.com/watch?v=06sbmWAZoys</p> 



The Winchester School

Focus

Activities



Websites/Apps

Arabic for
Arabs

"الخوف يأتي من الداخل"ing Newsletter-Year 5-April 2022

أَنْ يُفَسِّرَ التَّلْمِيزَ الْمُفْرَدَاتِ الْجَدِيدَةَ مُوظَّفًا الْقَامُوسَ الْمُصَوَّرَ .
أَنْ يوظف التلميذ المعاني الجديدة في النص في سياقات مختلفة .
أَنْ يحدد التلميذ بينة النص السردية وتسلسل الأحداث
أَنْ يستخلص التلميذ المغزى من أحداث القصة .
أَنْ يستنتج التلميذ سمات الإسلوب للكاتب
أَنْ يُجِيبَ التَّلْمِيزَ عَنْ أَسْئَلَةِ النَّصِّ وَيَطْرَحُ أَسْئَلَةً: (مَنْ - ماذا - متى - أين - لماذا - كيف)
مُظَهِّرًا فَهْمَهُ لِلنَّصِّ، مُبْدِيًا رَأْيَهُ فِيهِ.

نشيد (ما أجمل القمر)

أَنْ يشرح التلميذ المعنى الإجمالي للنص الأدبية.
أَنْ يُفَسِّرَ التَّلْمِيزَ الْكَلِمَاتِ مُسْتَعِينًا بِمُرَادِفَاتِهَا وَأَضْدَادِهَا وَسِيَاقِهَا
أَنْ يُصَمِّمَ التَّلْمِيزَ بِطَاقَةَ تَعْرِيفِيَّةٍ عَنْ الشَّاعِرِ.
أَنْ يحاكي التلاميذ الأبيات .

كتابة استجابة أدبية

أَنْ يفسر التلميذ الجمل والعبارات المستخدمة في النصوص الأدبية.
أَنْ يستنتج المتعلم العلاقة بين الأحداث (أحداث بسيطة من النص).
أَنْ يُجِيبَ التَّلْمِيزَ عَنْ أَسْئَلَةِ النَّصِّ وَيَطْرَحُ أَسْئَلَةً: (مَنْ - ماذا - متى - أين - لماذا - كيف)
مُظَهِّرًا فَهْمَهُ لِلنَّصِّ، مُبْدِيًا رَأْيَهُ فِيهِ.

قراءة بعض القصص من خلال منصة أقرأ بالعربية .
جمع صور تحمل أشكال المحبة بين المجتمعات
مشاهدة فيديو عن أهمية القراءة .
تدريب الطالب بالمنزل على بعض الكتابات الوصفية وأيضا كتابة
اليوميات
يمكن لولي الأمر الدخول من خلال الرابط المرفق لموقع قناة اللغة
العربية والتربية الإسلامية الخاص بمدرسة ونشستر ومتابعة
التسجيلات الخاصة بالدروس ومشاركتها مع التلميذ وتدوين ما
تعلمه في دفتره المدرسي.

[منصة أقرأ بالعربية](#)
[قناة اللغة العربية](#)
[والتربية الإسلامية](#)
[مدرسة ونشستر](#)

Arabic for
Non-Arabs

(شخصيات مشهورة) (famous personalities)

To describe your favourite "star" and talk about their specialization
and important events in their lives.

To describe the famous personalities in the world.

To express the opinion in famous personalities.

Encourage your child to learn the new vocabulary
from his notebook and dictionary.

Ask your child to speak about their favourite
character.

Go through the links on the Arabic YouTube channel
so that you can help your child learn more at home
about the topic.

[I Read Arabic](#)
[Arabic and Islamic](#)
[YouTube Channel](#)



The Winchester School

Family Learning Newsletter-Year 5-April 2022

<p>Islamic for Arab</p>	<p>حكم القلقة أن يوضح التلميذ مفهوم القلقة وحروفها أن يشرح التلميذ حكم القلقة ويبين أنواعها أن يبين كيفية تطبيق حكم القلقة أثناء التلاوة أن يتلو الآيات القرآنية مطبقاً لحكم القلقة. يَسْرُوا وَلَا تَعْسَرُوا أن يحفظ التلميذ الحديث الشريف جيداً. أن يوضح التلميذ مظاهر يُسر الإسلام. أن يُعبّر التلميذ عن أهمية اختيار أيسر الأمور. السيرة النبوية والشخصيات أن يتعرف التلميذ على شخصية فاطمة بنت عبد الملك -رحمها الله- أن يستنتج التلميذ الدروس المستفادة من سيرة فاطمة بنت عبد الملك -رحمها الله أن يشرح التلميذ أثر العلم في بناء شخصية الفرد والمجت</p>	<p>مساعدة الابن في البحث عن آيات قرآنية تحث على التيسير على النفس وعلى الناس مساعدة الابن في البحث عن مواضع القلقة في الآيات القرآنية وتطبيقها. مساعدة الابن في البحث عن آحاديث نبوية شريفة تحثنا على حسن الخلق . حث الابن على الأخذ بالأسباب والتوكل على الله. حث الابن على طلب العلم وبيان أثر العلم عليه. يمكن لولي الأمر الدخول من خلال الرابط المرفق لموقع قناة اللغة العربية والتربية الإسلامية الخاص بمدرسة ونشستر ومتابعة التسجيلات الخاصة بالدروس ومشاركتها مع التلميذ وتدوين ما تعلمه في دفتره المدرسي.</p>	<p>قناة اللغة العربية والتربية الإسلامية بمدرسة ونشستر</p>
<p>Islamic Non-Arab</p>	<p>Surat An-Nabaa To recite the holy verse properly and correctly. To explain the vocabulary of the verses. To infer the signs of Allah's power in the universe. Make things easy (A Noble Hadith). To explain the importance of choosing easiest of matters in Islam. To explain the aspects of tolerance of Islam. Etiquette on street. To explain the etiquette on street in Islam. To identify the benefits of abiding by street's manners. The blessing of the human mind. To explain the importance of the blessing of mind. To identify the deeds that lead to paradise as mentioned by Prophet Mohamed (PBUH).</p>	<p>Share the given link with your child and practice to recite the holy verse properly and correctly. Speak with your child about the signs of Allah's power in the universe. Share your child the general meaning of the Hadith. Talk with your child about the aspects of tolerance of Islam. Speak with your child about the etiquette on street in Islam. Talk with your child about the benefits of abiding by street's manners. Share your child the general meaning of the Hadith. Talk with your child about the deeds that lead to paradise as mentioned by Prophet Mohamed (PBUH)the aspects of tolerance of Islam</p>	<p>Arabic and Islamic YouTube Channel</p>



The Winchester School

Family Learning Newsletter-**Year 5-April 2022**



		<p>Go through the links on the Arabic YouTube channel so that you can help your child learn more at home about the topic.</p>	
--	--	---	--



The Winchester School

Family Learning Newsletter-Year 5-April 2022



Area of learning	Focus	Home activities/How can you help your child at home	Useful website
<p>Geography Features of Mountains</p>	<p>To explore the key features of a mountain range.</p>	<p>Talk with your child about the different shapes of mountains. Share information about the mountain area that you have visited.</p> <p>Encourage your child to research key features of a mountain range such as valley, summit, plateau, foot, slope, outcrop, ridge and the tree line. Key Vocabulary: Valley, foot, slope, summit, snow line, tree line, outcrop, face, ridge, peak, plateau.</p>	<p>https://www.youtube.com/watch?v=QLhKCr_qTJU</p> <p>https://study.com/academy/lesson/mountain-definition-formation-characteristics-examples.html</p> <p>https://www.dkfindout.com/us/earth/mountains/what-is-mountain/</p>



The Winchester School

Family Learning Newsletter-Year 5-April 2022



Area of learning	Focus	Home activities/How can you help your child at home	Useful website
U.A.E SST Government Services	To explore what governments, do.	Talk to your child about the services provided by the government. Share with your child how the government spends money. Encourage your child to research the services provided by the UAE government. Key Vocabulary: government, tax, fee, government services	https://www.youtube.com/watch?v=BEb5LHhrqRQ https://u.ae/en/information-and-services#/ https://www.youtube.com/watch?v=qu4Aaz7LrE



The Winchester School

Family Learning Newsletter-Year 5-April 2022



Area of learning	Focus	Activities	Useful websites
French	<p><u>Unit: les affaires scolaires</u></p> <ul style="list-style-type: none">- To name and identify different school objects using verb "Avoir" in present tense.- To apply adjective agreement to describe school objects.	<ul style="list-style-type: none">• Talk <p>-About my school objects and describe what's inside my school bag.</p> <ul style="list-style-type: none">• Share with your parents your school objects by drawing a mind map (be creative use colors and draw) <ul style="list-style-type: none">• Encourage <p>Students to keep exploring the links given.</p>	<p>https://quizlet.com/247005326/year-5-french-flash-cards/</p> <p>https://www.youtube.com/watch?v=CMayODF4pVY</p> <p>https://www.youtube.com/watch?v=2oqykNYcUcw</p> <p>https://quizlet.com/3575387/les-couleurs-flash-cards/</p>



The Winchester School

Family Learning Newsletter-Year 5-April 2022



AREA OF LEARNING	FOCUS	HOME ACTIVITIES/HOW CAN YOU HELP YOUR CHILD AT HOME	USEFUL WEBSITES
Physical Education Activity -1	Cricket: Forward Drive Aim of the lesson is to improve their Under arm passing skills.	<u>Talk and Encourage the children to do the following:</u> <u>Proper warm up</u> The Students will do the proper warm up and will practice Under arm passing game with basic rules. Follow the link <u>Cooldown</u> After the game students will do proper cooldown activity.	<u>Useful sites:</u> Link1: https://www.youtube.com/watch?v=DxCZs5SGM0w Link 2: Rules https://www.youtube.com/watch?v=AqtpNkMvj5Y
Activity -2	Cricket :Bowling <u>HSE: SPORTS INJURIES</u> Aim of the lesson is to improve their Two man passing with two balls and different passing drills skills.	<u>Talk and Encourage the children to do the following:</u> <u>Proper warm up</u> The Students will do the proper warm up and will practice Overhead Pass (To maintain the rally) with basic rules. Follow the link <u>Cooldown</u> After the game students will do proper cooldown activity	Link1: https://www.youtube.com/watch?v=VHTzqkFuljs



The Winchester School

Family Learning Newsletter-Year 5-April 2022



Activity – 3	Cricket: Attacking Fielding.	<p><u>Talk and Encourage the children to do the following:</u></p> <p><u>Proper warm up</u> The Students will do the proper warm up and will practice Under arm pass and overhead pass game with basic rules. Follow the link <u>Cooldown</u> After the game students will do proper cooldown activity.</p>	Link 1; https://www.youtube.com/watch?v=YqAsOWEw58Y
Activity – 4	Cricket : High catching HSE: ENERGY DRINKS	<p><u>Talk and Encourage the children to do the following:</u></p> <p><u>Proper warm up</u> The Students will do the proper warm up and will practice Under arm Service (To hit the ball close to the net) game with basic rules. Follow the link <u>Cooldown</u> After the game students will do proper cooldown activity.</p>	Link 1: https://www.youtube.com/watch?v=c25Q1i-08Rw



The Winchester School

Family Learning Newsletter-**Year 5-April 2022**



Area of learning	Focus	Activities	Useful websites
Music Year 05 (Sunil)	Revision of Recorder lessons, sight reading and rhythm making.	<ul style="list-style-type: none"> Let the child practice at home, even though there will be squeaking. Be an audience. But better also check if the child is holding the recorder properly. 	
Music Year05 (Kiko)	<ul style="list-style-type: none"> Improving children's confidence and musicality through singing actions songs and chanting rhymes. Improving on listening skills and recalling. Playing with a recorder Reading Notes 	<ul style="list-style-type: none"> Encourage the child sing action songs at home. Ask the child to perform the songs we learned in school. Help the child choose which other songs they know aside from the songs taught in school and let them invent their own singing actions. <u>Encourage your child to practice recorder at home</u> 	<p>https://www.timeout.com/new-york-kids/music/best-kids-songs https://www.youtube.com/watch?v=Dv2T0yQZKuU</p>
Music Year05 Joyson	<ul style="list-style-type: none"> learning musical staff line note and space notes and play notes G A B in the recorder with the backing track Line notes E, G, B, D, F. Space notes F, A, C, E. 	<ul style="list-style-type: none"> Let the child practice at home with the backing track, even though there will be squeaking. 	<ol style="list-style-type: none"> Song: Lines and Spaces The Treble Clef MusicMindED©2018 - YouTube Theory: Learning to Read Music: Treble Clef Lines and Spaces - YouTube (Reference track) Identify the notes in the recorder with the backing track(Only first 1 minute) B.A.G. Medley - RECORDER - YouTube (22) Rockin' Recorders - YouTube



The Winchester School

Family Learning Newsletter-Year 5-April 2022





Area of learning	+ Focus	Activities	Useful websites
ICT	Scratch: Developing Games Maze Game Design a set of instructions for a character game and convert into Scratch program. Characters and Backdrops Design an original character or backdrop for a specific purpose within a computer game. Adding Effects Improve an existing game by adding additional features such as sound, movement or speech bubbles	Health & Safety General safety in using a computer and e-safety rules, particularly if accessing the Internet. Encourage good posture when sitting at the computer. Research and compare existing games. What kind of games have you seen or played on your own device (phone/tablet/ console), if you have one? What other games are popular on the Scratch network online? Can you think of an idea for your own game? What character will you have? What will be the aim of the game? Encourage to plan or draw ideas based on the scenario	https://youtu.be/ldW-7_RUgyA Scratch - Explore (mit.edu) Scratch Tutorial for Kids: Fun Step By Step Create & Learn (create-learn.us)



The Winchester School

Family Learning Newsletter-Year 5-April 2022



Area of learning	Focus	Home activities/How can you help your child at home	Useful website
<p>UAE Moral Education</p>	<p>Contribution of Individuals to Change To understand how you can make a difference by helping others and building relationships based on trust and respect.</p> <p>Making a Difference Starts with an Idea To learn how you can work together by sharing ideas and helping each other to achieve goals</p>  <p>Modern Means of Communication To learn the advantages and disadvantages of means of communication.</p> 	<p>Talk with your family about the relevance of helping others in a community. Share how respect and trust strengthen the relationships. Encourage children to be respectful and helpful to others.</p> <p>Talk with your family about the importance of working together as a team. Share your experience when you helped someone to achieve his or her goal. Encourage children to work in groups by sharing ideas and helping each other.</p> <p>Talk with your family about the effectiveness of modern means of communication. Share the challenges offered by new means of communication. Encourage children to research the advantages and disadvantages of means of communication.</p>	<p>https://www.youtube.com/watch?v=Uf1LXHtS4DA</p> <p>https://www.youtube.com/watch?v=1g4b_rIGBL8</p> <p>https://www.youtube.com/watch?v=2DmFFS0dqQc</p> <p>https://www.youtube.com/watch?v=KT2TQGFwcko</p> <p>https://www.youtube.com/watch?v=Z8QxVUGCsoc</p> <p>https://www.youtube.com/watch?v=TQXCKny-Rx0</p>