




## The Winchester School Family Learning Newsletter (Year 2) -December 2022





Area of learning	Focus	Home Activities/How can you help your child at home.	Useful websites
<b>Literacy</b>	<p><b>Spelling</b> To revisit the spelling rules learnt so far.</p> <p><b>Punctuation</b> To identify the missing punctuation marks in a sentence.</p> <p><b>Grammar</b> To rearrange the words and make meaningful sentences.</p> <p><b>Comprehension</b> To infer and explain the meaning of the text. To read the text, analyse the questions, and respond to the given questions.</p>	<p><b>Encourage</b> your child to spell some of them without looking at the word.</p> <p><b>Encourage</b> your child to use a variety of punctuation marks to change the effect of the sentence. (exclamation mark, question mark)</p> <p>Write a sentence on a strip of paper. Cut it up into different parts. Mix up the sentence. <b>Encourage</b> your child to rearrange the jumbled words to form a sentence. <b>Talk</b> to your child about the use of punctuation marks in the sentence. Now ask your child to include punctuation marks in their sentence.</p> <p><b>Encourage</b> your child to construct a comprehension cookie catcher that will include questions about the characters, setting, and plot in the story. <b>Talk</b> about which part of the story is your child's favourite and discuss the reasons for their choice. <b>Share</b> different ideas or ways in which the story ending can be twisted to make it more engaging for the reader.</p>	<p><a href="#">Phonics</a></p> <p><a href="#">Punctuation</a></p>  <p><a href="#">Sentence Builders</a></p> <p><a href="#">Comprehension activities</a></p>



## The Winchester School Family Learning Newsletter (Year 2) -December 2022



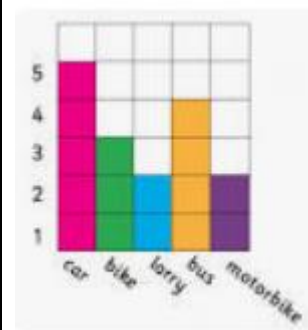
	<p><b>Moral Education</b></p> <ul style="list-style-type: none"> <li>To be able to explain the significance and the role of each member of a family.</li> <li>To compare and contrast traditions in families with different cultural backgrounds.</li> </ul>	<p><b>Encourage</b> your child to create a token of appreciation for each family member to express their gratitude towards them.</p> <p><b>Talk</b> about the significance of your family traditions and how they help to mould an individual into a respectful citizen.</p> <p><b>Share</b> the relevance of being tolerant towards the family traditions of other people and letting them know that the world is a single global community.</p>	  <p><a href="#">Respecting Family Members</a></p>
<p><b>Numeracy</b></p>	<p>Ask and answer simple questions by counting the number of objects in each category and Interpret and construct block diagrams and simple tables. sorting the categories by quantity.</p>	<p><b>Talk</b> to your child about different ways of presenting data. (Tables, block graphs, etc.)</p>	<p><a href="#">Statistics Work Sheet</a></p> <p><a href="#">Data handling</a></p> <p><a href="#">Data Handling practice sheet</a></p>



# The Winchester School Family Learning Newsletter (Year 2) -December 2022



Ask and answer questions about totaling and comparing categorical data.



Type	Count
Compact	7
Sedan	4
SUV	12
Van	9
Truck	3
Other	1

**Encourage** your child to create a table and record the number of cars in the parking area.

You can also ask your child to record:

- types or colours of clothes in a wardrobe
- colours of front doors
- coins in a purse

### QUESTIONS TO ASK

How do you make a tally mark?

Why is a pictogram called so?

What happens when there are already four tally marks and you want to add a fifth tally mark to that group?

Encourage your child to create questions based on the data collected and challenge his/her siblings to answer them using vocabulary like How many more? How many fewer? Total, difference, least, most etc.

How many more spoons than forks/knives/ are in our kitchen?

What coins are the most in number?

[Bar Graph](#)

[Interpreting data](#)



# The Winchester School


## Family Learning Newsletter (Year 2) -December 2022



### Challenge

#### **Queen Esmerelda's coins**

Queen Esmerelda had 20 gold coins.  
She put them in four piles.



- ◆ The first pile had four more coins than the second.
- ◆ The second pile had one less coin than the third.
- ◆ The fourth pile had twice as many coins as the second.

### PBL Activity

#### Maths About Me

Create a poster on **Maths About Me**. Include information like your age, and your birth date. Several toys that you have, the number of teeth you have so far, length of your foot in centimeters, your height in centimeters, e, and represent this information as number sentences of addition and subtraction e.g. Your height is 56 cm so  $50 + 6 = 56$  cm, or  $78 - 22 = 56$  cm



# The Winchester School

## Family Learning Newsletter (Year 2) -December 2022



<p><b>Science</b></p>	<p>To describe how different habitats, provide for the basic needs of different kinds of animals and plants, and how they depend on one another.</p>	<p><b>Talk</b> to your child about the different places where they see animals and plants living. How do plants and animals survive in any habitat (place)?</p> <p><b>Share</b> with your child pictures of different habitats or ask them to use the internet to find out more about different habitats. (Give clues – vegetation – types of trees, animals, climate, etc.)</p> <p><b>Think</b> Ask children to think of any other ways in which animals might be dependent on plants.</p> <p><b>Encourage</b> children to write down all their findings and make a booklet on habitats.</p> <p>Share with children examples of plants and birds co-habiting. Examples Birds nesting in trees or bushes, squirrels living in trees, owls nesting in holes in trees, butterflies laying their eggs on the plants, etc. Plants</p>	<p><a href="#">Interdependency between plants and animals</a></p>



## The Winchester School Family Learning Newsletter (Year 2) -December 2022




		can provide shade and/ or protection from heavy rain as well as shelter from animals.	
Arabic for Arabs	<p><b>مراجعة</b></p> <p>أن يحدد التلاميذ اللام الشمسية والقمرية. أن يوظف التلاميذ اللام الشمسية والقمرية . أن يستخرج التلاميذ الأسماء والأفعال والحروف من فقرة . أن يكتب التلاميذ جملاً مستخدمين الفعل المضارع والماضي .</p>	<p>الدعم المقدم من ولي الأمر تقديم الفيديوهات لمساعدة التلميذ على فهم اللام الشمسية والقمرية . تصميم خرائط ذهنية لكلمات تحوي اللام الشمسية والقمرية مساعدة التلميذ على فتح برنامج أقرأ بالعربية . مساعدة التلميذ في كتابة الإملاء والتدرب عليها . يمكن لولي الأمر الدخول من خلال الرابط المرفق لموقع قناة اللغة العربية والتربية الإسلامية الخاص بمدرسة ونشستر ومتابعة التسجيلات الخاصة بالدروس ومشاركتها مع التلميذ وتدوين ما تعلمه في دفتره المدرسي.</p>	<p><a href="#">منصة عصافير للقراءة</a></p> <p><a href="#">قناة اللغة العربية والتربية الإسلامية بمدرسة ونشستر</a></p>
Arabic for Non- Arabs	<p><b>My school</b></p> <p>To use the new words in a sentence. To describe the school using adjectives. To conjugate the new verbs with the pronouns in sentences. - To create a simple paragraph about the school.</p>	<p>In every lesson, we provide the students with new words with their meanings to help your child memorize and use them in sentences of his/her own.</p> <p>Ask your child to speak about the school. Ask your child to describe the school.</p> <p>Go through the links on the Arabic YouTube Channel so that you can help your child learn more at home about the topic.</p>	<p><a href="#">A Safer reading platform</a></p> <p><a href="#">Arabic and Islamic YouTube Channel</a></p>
Islamic for Arabs	<p><b>اللطف الخبير</b></p> <p>أن يحلل التلميذ مظاهر قدرة الله أن يعدد التلميذ أسماء بعض مخلوقات الله</p>	<p>يساعد ولي الأمر التلميذ من خلال: مساعدته في تحديد الأعمال المناسبة له . تصميم بطاقات لبعض مخلوقات الله. جمع صور لبعض مخلوقات الله والحديث عنها</p>	



## The Winchester School Family Learning Newsletter (Year 2) -December 2022





		يمكن لولي الأمر الدخول من خلال الرابط المرفق لموقع قناة اللغة العربية والتربية الإسلامية الخاص بمدرسة ونشستر ومتابعة التسجيلات الخاصة بالدروس ومشاركتها مع التلميذ وتدوين ما تعلمه في دفتره المدرسي.	<a href="#">قناة اللغة العربية والتربية الإسلامية بمدرسة ونشستر</a>
Islamic for Non- Arabs	<b>Lesson: the prophet loves work</b>  To explain the value of work in Islam  To infer some aspects of the love of our Prophet, PBUH to work.	Talk to your child about some aspects that show Prophet Muhammad's love to work. Encourage your child to look for the rewards of those who do their work sincerely and honestly. Encourage your child to color the monthly prayer chart and answers in the book ISLAM MY WAY OF LIVING as Encourage your child to apply obligatory element of Salah. Go through the links on the Arabic and Islamic YouTube channels so that you can help your child learn more at home about the topic	<a href="#">Arabic and Islamic YouTube Channel</a>
Humanities <b>History</b>	<b>History: The Great Fire of London</b>  ➤ Life in the 17 <sup>th</sup> century  <u>Key Vocabulary</u>  century, past, present, change, job, chimney sweep, blacksmith, apothecary, rat-catcher, gong farmer, spinner, chandler, cook, scullery maid, carpenter, musician, firefighter	<b>Talk</b> to your child about the jobs that people have now and jobs that people had in 1666.  <b>Share</b> with your child the differences in firefighters' skills and equipment in the 17th century which might have affected the fire that happened in 1666.  <b>Encourage</b> your child to find some of the ways in which how we live now is different from how people lived in 1666.	  <a href="https://classroom.thenational.academy/lessons/what-was-life-like-">https://classroom.thenational.academy/lessons/what-was-life-like-</a>



## The Winchester School Family Learning Newsletter (Year 2) -December 2022



			<a href="https://www.youtube.com/watch?v=6dk3ed?activity=video&amp;step=1">in-the-17th-century-6dk3ed?activity=video&amp;step=1</a>
<p><b>UAE Social Studies</b></p>	<p style="text-align: center;"><a href="#">Project- UAE Heritage Village</a></p>	<p><b>Talk to</b> your child about the heritage of the UAE.</p> <p><b>Share</b> with your child pictures and videos of heritage villages in the UAE and ideas to create a UAE heritage village.</p> <p><b>Encourage</b> your child to draw a tradition they choose, print out images, create a model of a heritage village, or act out a tradition.</p> 	<p><a href="https://www.youtube.com/watch?v=ZAXLaFGCVh8">https://www.youtube.com/watch?v=ZAXLaFGCVh8</a></p> <p><a href="https://www.youtube.com/watch?v=chDM3RrYtjw">https://www.youtube.com/watch?v=chDM3RrYtjw</a></p> <p><a href="https://www.youtube.com/watch?v=7HSinHni_Ic">https://www.youtube.com/watch?v=7HSinHni_Ic</a></p> 
<p><b>Physical Education</b></p> <p><b>First Week:</b></p>	<p><b>Learning Objective:</b> To understand the rules and regulations of the following skills and be able to perform perfectly.</p> <p><b>Body Awareness. Running posture</b> Developing awareness of the body improves concentration and will help to</p>	<p><b>Talk:</b> Talk to them about the rules and regulations of the skills.</p> <p><b>Encourage the children to do the following:</b></p> <ol style="list-style-type: none"> <li>1. Maintain good posture while running</li> <li>2. Follow a good running technique</li> <li>3. Know muscles and actions during running</li> </ol>	<p><a href="https://youtu.be/brFHyoTtwH4">https://youtu.be/brFHyoTtwH4</a></p> <p><a href="https://youtu.be/PH-3cHxXAKO">https://youtu.be/PH-3cHxXAKO</a></p> <p><a href="https://youtu.be/99GSf7cWaJo">https://youtu.be/99GSf7cWaJo</a></p>





## The Winchester School Family Learning Newsletter (Year 2) -December 2022



	learn how to relax while running. Good running posture will make you an injury-free runner.		
<b>Music Year02 Joyson</b>	Improving child’s confidence and musicality through singing actions songs and singing with the appropriate tune.	<ul style="list-style-type: none"> <li>Let the children sing action songs at home.</li> <li>Ask the child to perform the songs we learned in school.</li> <li>Help the child choose which other songs they know aside from the songs taught in school and let them invent their singing actions.</li> </ul>	<a href="#">Jungle Boogie Dance   Dance Along</a> <a href="#">  Am The Music Man – The Tofa Tafa Song   The BEST Action Song for Children   Little Action Kids</a> - YouTube
<b>Music Sunil</b>	Read and play Musical notes with the help of some words (Sight-reading and rhythm-making revision)	Let the Children play the rhythm with the help of words by clapping (Bee, Glow-worm, Butterfly, and caterpillar) Ask the child to read and play the musical notes without the word support	
<b>Music Year02 Kiko</b>	Improving children’s confidence and musicality through singing actions songs and chanting rhymes	<ul style="list-style-type: none"> <li>Let the children sing action songs at home.</li> <li>Ask the child to perform the songs we learned in school.</li> <li>Help the child choose which other songs they know aside from the songs taught in school and let them invent their own singing actions.</li> </ul>	<a href="https://www.youtube.com/watch?v=di8Fq2zzaWU">https://www.youtube.com/watch?v=di8Fq2zzaWU</a>
<b>Computing</b>	<p>To demonstrate how people can connect on the Internet.</p> <p>To recognise the main purpose of product sites is to encourage viewers to buy the product.</p>	<p><b>Share</b> with your child the importance of making smart, quality, and age-appropriate choices when interacting with <b>digital</b> content.</p> <p><b>Encourage</b> children to explore different ways to connect with the community.</p>	<p><a href="#">Digital Citizens</a></p> <p><a href="#">Smart Password</a></p>



## The Winchester School Family Learning Newsletter (Year 2) -December 2022



		<p><b>Talk</b> about the importance of being safe online and creating a smart password.</p>	<p><a href="#">Digital Safety</a></p>
<p><b>Moral Education</b></p>	<p><b>Topic: Fairness by sharing.</b></p> <ul style="list-style-type: none"><li>➤ To talk about the things, one is good at and things one finds more difficult, knowing that different people have different strengths and weaknesses.</li><li>➤ To explore instances when one should try to improve to achieve fairness.</li></ul>	<p><b>Talk</b> to your child about fairness through Sharing</p> <p>Share some examples where fairness can be practiced.</p> <p><b>Encourage</b> your child to realize the importance of fairness through participation and reinforce the idea of sharing in all spheres of life.</p>	<p><a href="#">To understand the importance of Sharing with Fairness.</a></p>