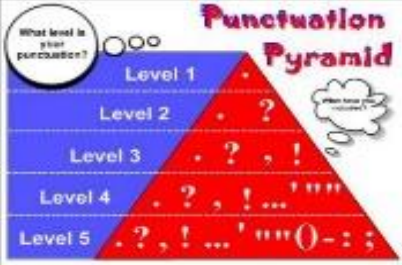




The Winchester School

Year 4 Family Learning News Letter –December 2022



Area of learning	Focus	Home activities/How can you help your child at home	Useful website
Literacy	<p>Revision based on GAP ANALYSIS</p> <p>Spelling: Learning Objective</p> <ul style="list-style-type: none"> To spell homophones <p>Grammar: Learning Objective</p> <ul style="list-style-type: none"> Revisit SPAG topics with special focus on use of connectives, adverbs and adverbials. <p>Punctuations: Learning Objective</p> <ul style="list-style-type: none"> To use basic punctuations to mark grammatical boundaries like commas and full stops are used to join and separate clauses. To identify in their writing which is more effective. <p>Speaking: Importance of UAE National Day</p> <p>Text level: Reading Comprehension-SAT STYLE</p>	<p>Homophones</p> <p>Tell them that homophones are words that sound the same but are spelt differently and have a different meaning.</p> <p>Ask them to look for homophones in the dictionary or in the newspaper and magazines.</p> <p>Encourage them to make a book of homophones that they come across.</p> <p>Connectives</p> <p>Discuss the use and importance of connectives.</p> <p>Fronted Adverbials</p> <p>Ask the children to recall the meaning and purpose of adverbs and take suggestions</p> <p>Play the Random Wheel game on fronted adverbials with your children.</p> <p>Look for past tense, adjectives, verbs, adverbs frequently and discuss spellings.</p>	<p>Connectives</p> <p>Connectives and conjunctions</p> <p>Different Connectives</p> <p>Fronted Adverbials</p>  <p>possessive apostrophes</p> <p>Reading Comprehension</p> <p>Reading Comprehension 2</p>

Moral Education link-

Unit 1-

Equality and Appreciation

1.5 Appreciation and Gratitude

Students write poems to appreciate and express gratitude towards the important people who help them in their everyday life using expressive language



Example- Use different colours to highlight the adjectives, verbs and adverbs.

Example:

Plop was fat and fluffy.

He had a beautiful heart-shaped ruff.

He had enormous, round eyes.

He had very knackery knees

Talk to the children that inverted commas or speech marks go around direct speeches, including its punctuation.

Remind them that if the speech ends with an exclamation mark or question mark, this also goes inside the inverted commas.

Give an unpunctuated paragraph to the children and ask them to rewrite the same using punctuations appropriately.

Create their own punctuation cards and **explain** its usage.

Enjoy Kung FU punctuation activity using the links.


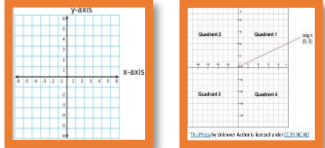
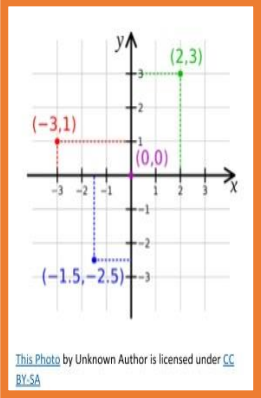
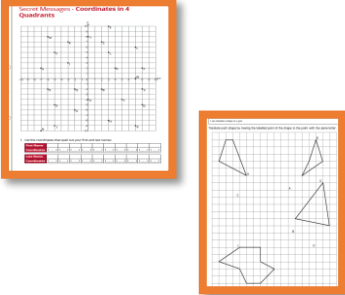
[Online punctuation games](#)



The Winchester School

Year 4 Family Learning News Letter – December 2022



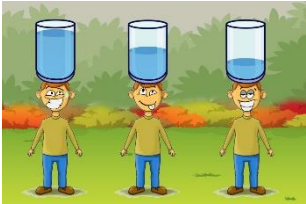
Area of learning	Focus	Home activities/How can you help your child at home	Useful website
<p>Geometry Position and Direction Coordinates)</p> 	<p>To identify a given position using co-ordinates of a given object on a grid.</p>  <p>To recognize where a shape will be after a translation on a 2D gradient on a grid.</p>  <p><small>This Photo by Unknown Author is licensed under CC BY-SA</small></p>	<p>Talk about What are Coordinates? Coordinates are two numbers (Cartesian coordinates), or sometimes a letter and a number, that locate a specific point on a grid, known as a coordinate plane. A coordinate plane has four quadrants and two axes: the x axis (horizontal) and y axis (vertical).</p> <p>Encourage one way of helping children to remember which of these is which is to tell them that the x axis goes across because 'x' is a cross.) The point at which the two axes intersect is called the origin – the coordinates of this point are (0, 0). Share with students to remember this with the phrase 'along the corridor, up the stairs', meaning that they should follow the x axis first and then the y.</p> <p>Talk: - Translation is a term used in geometry to describe the movement of shapes from position to another.</p> <p>Encourage: -The translation of a shape will move it up, down, left or right but the dimensions and appearance of the shape will stay the same. In order to correctly translate a shape, each point must move at an equal distance. It's important to note that if a shape is made larger or smaller or is rotated this is not translation.</p> <p>Challenge:</p>	<p>Coordinates</p> <p>Games</p> <p>Translation</p> <p>Translation Games</p> <p>Translation Worksheet</p> <p>Translation Games</p> 

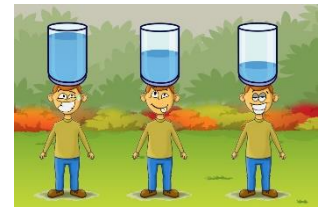



The Winchester School



Year 4 Family Learning News Letter – December 2022

Area for learning	Focus	Home activities/How can you help your child at home	Useful Websites/Apps
<p>Science</p>	<p>Revisiting Topics:</p> <p>Dissolving To study the behaviour of different types of solids and liquids in water.</p> <p>Evaporation To explore the factors which affect the rate of evaporation of water. To explore the relationship between surface area/heat and the rate of evaporation of water</p>	<p>Talk about different solids that dissolve and do not dissolve in water.</p> <p>Share real life examples E.g.: Sugar dissolves in water. Sand does not dissolve in water.</p> <p>Encourage them to explore about how different factors affect rate of dissolving.</p> <p>Talk about the various factors that affect the rate at which a liquid evaporates. E.g.: surface area, wind, heat.</p> <p>Share about how these properties can be investigated. E.g.: Why do clothes dry faster when it is windy, or how clothes kept in shade take longer to dry than those exposed to the Sun.</p>	<p>Dissolving experiment</p> <p>Soluble and insoluble materials</p> <p>Surface area and evaporation</p> <p>Factors affecting evaporation</p> 






The Winchester School

Year 4 Family Learning News Letter – December 2022




Area of Learning	Focus	Home activities/How can you help your child at home	Useful Websites and Vocabulary
<p>Humanities Geography- Exploring Europe</p>	<p>Comparing landscapes</p> <hr/> <p>Key Vocabulary: Latitude, Arctic Circle, physical features.</p>	<p>Talk to your child about important physical features of an area of Europe.</p> <p>Share with your child the similarities and differences between a place in Europe and where you live.</p> <p>Encourage your child to research how latitude can influence the landscape of an area.</p>	<p>https://www.youtube.com/watch?v=HeN2Gz57Vro</p>  <p>https://www.nature.scot/professional-advice/landscape/framework-landscape-policy/european-landscape-convention</p>



The Winchester School

Year 4 Family Learning News Letter – December 2022

Area of Learning	Focus	Home activities/How can you help your child at home	Useful Websites and Vocabulary
UAE Social Studies	Different kinds of maps	<p>Talk with your child about the importance of maps. Are they still required today? Why?</p> <p>Encourage your child to create a map of their bedroom.</p> <p>Share with your child the different kinds of maps in an atlas and the different kinds of information you can learn from them.</p>	<p>https://www.youtube.com/watch?v=oBzRq04rliY</p> <p>https://www.youtube.com/watch?v=BCZs2ZtkZUS</p> <p>https://www.youtube.com/watch?v=RScOlVSHOKC</p> <p>Vocabulary: legend, political map, population density, rainfall</p>
Moral Education	Me and My world	<p>Talk with your child to act to protect their environment (using communication skills to work with others and engage them in this action), use problem-solving skills to overcome challenges and show commitment and persistence to complete the task</p>	



The Winchester School

Year 4 Family Learning News Letter – December 2022


Area of learning	Focus	Home activities/How can you help your child at home	Useful websites
ICT	<p>Revision of the topics: -</p> <p>Scratch Programming To revise all the commands used to develop stories, animations and games.</p> <p>Flow charts To program script with scratch programming and demonstrate the program using a flow chart.</p>	<p>Support your child by assigning few real time projects and compare with a flowchart.</p> <p>Help your child to explore the tutorials and ideas on the link provided.</p>	<p>Scratch - Imagine, Program, Share (mit.edu)</p> <p>Comparing flow charts with scratch programming</p>



The Winchester School

Year 4 Family Learning News Letter – December 2022






Area of learning	Focus	Home activities/How can you help your child at home	Useful websites
Music Year 4 (Mr.Kiko)	<p>Improving children’s confidence and musicality through singing actions songs and chanting rhymes.</p> <p>Improving on listening skills and recalling.</p> <p>Playing with a recorder</p> <p>Reading Notes</p>	<ul style="list-style-type: none"> • Encourage the child sing action songs at home. • Ask the child to perform the songs we learned in school. • Help the child choose which other songs they know aside from the songs taught in school and let them invent their own singing actions. • <u>Encourage your child to practice recorder at home</u> 	<p>https://www.timeout.com/new-york-kids/music/best-kids-songs</p> <p>https://www.youtube.com/watch?v=EXyS9gVrVQ4</p>
Music Year 4 (Mr.Sunil)	<p>Learning how to play the song “Every night in my dreams” on recorder</p>	<ul style="list-style-type: none"> • Let the child practice at home, even though there will be squeaking. • Be an audience. But better also check if the child is holding the recorder properly. 	
Music Year 4 (Mr.Joyson)	<p>Improving child’s confidence and musicality through music letter names reading for beginners.</p> <p>We explore the music notes in a specific song “Lightly row”. So that they are able to play in the recorder</p>	<ul style="list-style-type: none"> • Let the child understand the music note and the finger position on the recorder. • Ask the child to perform it with the beat. Below mentioned link is for the beats. • 80 BPM - Simple Straight Beat - Drum Track - YouTube 	<p>Lightly Row - Recorder Tutorial  EASY Song - YouTubes</p>



The Winchester School

Year 4 Family Learning News Letter – December 2022



Area of learning	Focus	Home activities/How can you help your child at home	Useful websites
<p>Physical Education WEEK 1 & Activity -1</p> <p>WEEK 2 & Active</p>	<p><u>Soccer/Team play -week 1</u></p> <p>Students will learn how to play a game with basic rules & will be able to understand of the game.</p> 	<p><u>Talk and Encourage the children to do the following:</u></p>  <p><u>Encouraging Children to take part in Soccer Games, watching the game in YouTube to understand the compete level between the two teams in a Soccer match.</u></p>	<p><u>Useful sites:</u></p> <p>https://www.youtube.com/watch?v=rxslQS6KTS4</p> <p>https://www.youtube.com/watch?v=Jh2Ofwgftno</p> <p>https://www.youtube.com/watch?v=ABUOPj5ARPA</p> 



The Winchester School



Year 4 Family Learning News Letter – December 2022

Area of learning	Focus	Home activities/How can you help your child at home	Useful website
Arabic for Arabs	<p>الجملة الاسمية :</p> <p>أن يحدد التلميذ ركني الجملة الاسمية . أن يضبط التلميذ ركني الجملة الاسمية. أن يميز التلميذ أنواع الخبر في الجملة الاسمية .</p>	<p>يساعده في : لعبة جملة وكلمه للتعرف على الجملة الاسمية. البحث عن شواهد عن الجملة الاسمية.</p> <p>يمكن لولي الأمر الدخول من خلال الرابط المرفق لموقع قناة اللغة العربية والتربية الإسلامية بمدرسة ونشستر ومتابعة التسجيلات الخاصة بالدروس ومشاركتها مع التلميذ وتدوين ما تعلمه في دفتره المدرسي.</p>	<p>منصة عصافير للقراءة</p> <p>قناة اللغة العربية والتربية الإسلامية بمدرسة ونشستر</p>
Arabic for Non-Arabs	<p>Places</p> <p>To identify the different kinds of places. To make sentences using the new vocabulary. Some students will be able to make a short paragraph about the different places. To use the verb with pronouns in the future tense.</p>	<p>Help the student to memorize his/her new vocabulary from the words list in his/her Arabic workbook and note book.</p> <p>Help the student to use the dictionary to know the new vocabulary help the student to the verb with pronouns in past Go through the links on the Arabic and Islamic YouTube channel so that you can help your child learn more at home about the topic.</p>	<p>Asafeer reading platform</p> <p>Arabic and Islamic YouTube Channel</p>

<p>Islamic for Arabs</p>	<p>سورة الطارق أن يلتزم التلميذ آداب التلاوة أن يحدد التلميذ معاني المفردات الجديدة أن يوضح التلميذ المعنى الإجمالي للسورة</p>	<p>يساعد ولي الأمر التلميذ في حثه على تعلم السورة من خلال المصحف المعلم. تشجيعه على التزام صفات المؤمن قولاً وفعلاً. دعمه في استخدام الباحث القرآني لتفسير معاني الآيات الكريمة. يمكن لولي الأمر الدخول من خلال الرابط المرفق لموقع قناة اللغة العربية والتربية الإسلامية الخاص بمدرسة ونشستر ومتابعة التسجيلات الخاصة بالدروس ومشاركتها مع التلميذ وتدوين ما تعلمه في دفتره المدرسي.</p>	<p>قناة اللغة العربية والتربية الإسلامية بمدرسة ونشستر</p>
<p>Islamic For Non-Arabs</p>	<p>Sunan Rwatib. 1-To differentiate between the obligatory prayers and Sunnan rawatib. 2-To find the benefits of some voluntary prayers (Nawafil).</p>	<p>Talk with your child about the different between Sunan Rwatib and obligatory prayer. Share with your child the benefits of performing Sunan Rwatib prayer. Go through the links on the Arabic and Islamic YouTube channel so that you can help your child learn more at home about the topic.</p>	<p>Arabic and Islamic YouTube Channel</p>