






The Winchester School

Family Learning Newsletter-Year 5-December 2022



Area of Learning	Focus	Home activities / How can you help your child at home	Useful Websites
<p>Literacy</p>	<p>Grammar: To examine the use of fronted adverbials.</p> <p>Revision and Gap Analysis SPAG: Extended Noun Phrase and Sentence Structure. To review the features and application of the grammar concepts:</p> 	<p>Discuss, what are fronted adverbials? Ask the child to refer to the magazines also to spot the fronted adverbials. Practice the use of fronted adverbials by referring to the SPAG Workbook.</p>  <p>Encourage the use of dictionary to find the meanings of unknown words. Play VCOP games at home to reinforce vocabulary and encourage your child to practice all the worksheets based on grammar concepts covered till now.</p> <p>Practice the worksheets based on the topics mentioned below using the links given in the next column.</p> <p>Expanded Noun Phrase</p>	<p>https://youtu.be/2oumWdiA9hM</p> <p>https://en.islcollective.com/english-esl-worksheets/grammar/adverbials/fronted-adverbials/115484</p>  <p>Expanded Noun Phrase</p> <p>https://englishlinx.com/nouns/noun_phrases/</p>




The Winchester School

Family Learning Newsletter-Year 5-December 2022



Reading Comprehension:

To collate explicit and implicit meaning from the text using simple and complex inferences.
To infer and interpret the given passage.



An expanded noun phrase gives much more detail than a simple noun phrase.

Example-The hungry children ate the delicious sandwiches

Sentence Structure

A **sentence** is a grammatical unit made up of one or more words. Every sentence begins with a capital letter and ends with a full stop or other punctuation mark.

Sentences can either be **simple**, **compound** or **complex**.

A simple sentence is a sentence that contains a single independent clause or a main clause that stands alone and makes grammatical sense. A simple sentence has only one subject and one predicate.

Example- Tom is hungry.

A compound sentence is made up of two independent clauses joined by a coordinating conjunction. (for, and, nor, but, or, yet, or so)

Example- Karen practiced her spellings so she got full marks in the test.

A complex sentence is made up of a main clause and one or more dependent clauses.

Example- The horse galloped after it jumped the fence.

Read the texts from the novel "The Butterfly Lion":

Encourage your child to read books of Michael Morpurgo. Get them to understand the writing style of the author.

Read other books like "War horse", "Private Peaceful", "Running Wild"

Sentence Structure

<https://www.k5learning.com/free-grammar-worksheets/fifth-grade-5/sentences/simple-compound-complex>

Reading Strategies

[Michael Morpurgo](#)















[Children's laureate -Michael Morpurgo](#)



The Winchester School

Family Learning Newsletter-Year 5-December 2022



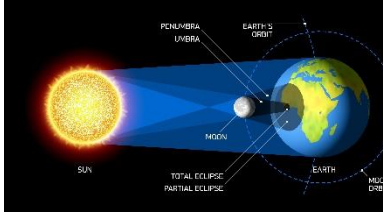
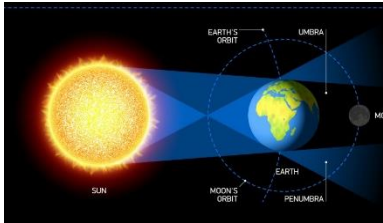
		<p>Encourage them to use their creativity and attempt to write about Michael Morpurgo.</p>									
<p>Numeracy</p>	<p>Topics based on GAP analysis Term 1:</p> <p>To solve word problems based on addition, subtraction, multiplication and division.</p> <table border="1" data-bbox="280 699 855 1091"> <tr> <td>Addition</td> <td></td> </tr> <tr> <td>Subtraction</td> <td></td> </tr> <tr> <td>Multiplication</td> <td></td> </tr> <tr> <td>Division</td> <td></td> </tr> </table>	Addition		Subtraction		Multiplication		Division		<p>Talk to the children that they need to read the word problem carefully to understand the meaning of it.</p> <p>Share with them that they need to identify the correct operation to solve the question.</p> <p>Encourage students to attempt many word problems involving addition, subtraction, multiplication and division.</p> <p>Challenge:</p> <div data-bbox="913 935 1301 1198" style="border: 1px solid black; padding: 5px;"> <p>I think of a number. I multiply it by three and then add seven. My answer is thirty-seven. What number did I start with?</p>  </div> <div data-bbox="1236 1203 1630 1449" style="border: 1px solid black; padding: 5px;"> <p>I think of a number. I double it and then subtract 15. My answer is 13. What was I thinking of to start with?</p>  </div>	<p>https://www.k5learning.com/worksheets/math/grade-5-word-problems-mixed-operations-a.pdf</p> <p>https://wordwall.net/resource/1005241/division-word-problems</p> <p>https://www.iknowit.com/lessons/c-word-problems-choose-the-operation-add-subtract.html</p> <p>https://www.youtube.com/watch?v=N_8srGGX0kk https://www.youtube.com/watch?v=2jE1sX7bieU</p> <p>i-Pad applications:</p> <p>Mr. Nussbaum - Multiplication Pal - Online</p>
Addition											
Subtraction											
Multiplication											
Division											



The Winchester School

Family Learning Newsletter-Year 5-December 2022



			Multiplication Simulation (mrnussbaum.com)
Science	<p>Revisiting - Solar and Lunar eclipse</p> <p>To explore the difference between the different types of Solar and Lunar eclipse.</p> <p>To Explain the phenomenon – Red moon.</p>	<p>Encourage your child to describe the position of earth, Sun and moon during the Solar and Lunar eclipses.</p> <p>Discuss Find out how many countries were able to see the Solar and lunar eclipse which occurred last time.</p> <p>Share the upcoming dates when the Solar and Lunar eclipse occurred.</p> <p>Encourage your child to analyse the reason for the red moon.</p> <p>Encourage your child to analyse the reason why we can not look at the Sun directly during the Solar eclipse.</p>	<p>Solar eclipse:</p>  <p>https://youtu.be/E6OtLfszaVI</p> <p>Lunar eclipse:</p>  <p>https://youtu.be/LH-aSizsx1o</p> <p>https://moon.nasa.gov/moon-in-motion/eclipses/</p>



The Winchester School

Family Learning Newsletter-Year 5-December 2022



<p>Arabic for Arabs</p>	<p>"قصة " صوت المحبة " أَنْ يُفسَّرَ التلميذ المُفْرَدَاتِ الجَدِيدَةَ مُوظَّفًا القَامُوسِ المُصَوِّرِ. أَنْ يفسر التلميذ الكلمات والعبارات المستخدمة في النصوص الأدبية. أَنْ يُحدِّدَ التلميذ عَنَاصِرَ القِصَةِ الفَنِّيَّةِ: (الشَّخْصِيَّاتِ، وَالمَكَانَ وَالزَّمَانَ العَاطِفَةَ . أَنْ يُجِيبَ التلميذ عَنَ أسْئَلَةِ النِّصِّ وَيَطْرُحَ أسْئَلَةً: (مَنْ - ماذا - متى - أين - لماذا - كيف) مُظَهِّرًا فَهْمَهُ لِلنِّصِّ، مُبَدِّيًا رَأْيَهُ فِيهِ. نشيد (كن بلسما) أَنْ يُفسَّرَ التلميذ المُفْرَدَاتِ الجَدِيدَةَ مُوظَّفًا القَامُوسِ المُصَوِّرِ. أَنْ يشرح التلميذ المعنى الإجمالي للنص الأدبية. أَنْ يُفسِّرَ التلميذ الكَلِمَاتِ مُسْتَعِينًا بِمُرَادِفَاتِهَا وَأَصْدَادِهَا وَسِيَاقِهَا أَنْ يُصمِّمَ التلميذ بِطَاقَةَ تَعْرِيفِيَّةً عَنَ الشاعِرِ</p>	<p>قراءة بعض القصص المتعلقة برنامج أقرأ بالعربية . جمع صور تحمل أشكال المحبة بين المجتمعات مشاهدة فيديو عن قصة . تدريب المتعلم بالمنزل على بعض الكتابات الوصفية. تشجيع المُتعلِّم على كتابة فِقْرَةَ مُضَمَّنًا إِيَّاهَا جُمْلَةً رَئِيسَةً، وَتَفَاصِيلَ دَائِمَةً، وَجُمْلَةً خَاتِمَةً. يُحدِّدُ المُتعلِّمُ بعض الأحداث مُسْتخْلِصًا مَعْرَافَهَا، مُعَبِّرًا عَنَ رَأْيِهِ فِيهَا . يمكن لولي الأمر الدخول من خلال الرابط المرفق لموقع قناة اللغة العربية والتربية الإسلامية الخاص بمدرسة ونشستر ومتابعة التسجيلات الخاصة بالدروس ومشاركتها مع التلميذ وتدوين ما تعلمه في دفتره المدرسي.</p>	<p>منصة عصافير للقراءة قناة اللغة العربية والتربية الإسلامية بمدرسة ونشستر</p>
<p>Arabic for Non - Arabs</p>	<p>My area (منطقتي) To describe some places in his/ her area. To analyse an article about his/ her area. To express the opinion in some places in different areas. To describe favourite places using the exclamation style. To create signs ,and tweets about different places.</p>	<p>Encourage your child to use the topic vocabulary to practice writing about his favorite celebrity. Encourage your child to memorize his/her new vocabulary about the new topic (My area) the (dictionary). Share videos with your child about some places to help him in comparing between them. Go through the links on the Arabic and Islamic YouTube channel so that you can help your child learn more at home about the topic</p>	<p>Asafeer reading platform Arabic and Islamic YouTube Channel</p>
<p>Islamic for Arabs</p>	<p>عام الحزن</p>	<p>يساعد ولي الأمر التلميذ في حث التلميذ على الاقتداء بسنة الرسول- صلى الله عليه وسلم- في القول والفعل.</p>	



The Winchester School

Family Learning Newsletter-Year 5-December 2022





	<p>أن يوضح التلميذ دور السيدة خديجة في حياة الرسول صلى الله عليه وسلم.</p> <p>أن يوضح التلميذ أسباب تسمية هذا العام بعام الحزن</p>	<p>التزام صفات المؤمن قولاً وفعلاً . حثه على الصبر على الصعوبات التي تعرض للمؤمن في الدنيا.</p> <p>يمكن لولي الأمر الدخول من خلال الرابط المرفق لموقع قناة اللغة العربية والتربية الإسلامية الخاص بمدرسة ونشستر ومتابعة التسجيلات الخاصة بالدروس ومشاركتها مع التلميذ وتدوين ما تعلمه في دفتره المدرسي.</p>	<p>قناة اللغة العربية والتربية الإسلامية بمدرسة ونشستر</p>
<p>Islamic for Non – Arabs</p>	<p>The etiquette of riding means of transportation.</p> <p>To learn the supplication for riding from memory.</p> <p>To explain the etiquette of using means of transportation.</p> <p>To conclude the benefits of the etiquette of using means transportation.</p>	<p>Share with your child the supplication for riding. Talk with your child about the etiquette of using means of transportation.</p> <p>Go through the links on the Arabic and Islamic YouTube channel so that you can help your child learn more at home about the topic</p>	<p>Arabic and Islamic YouTube Channel</p>
<p>Geography</p>	<p>To continue to explore the similarities and differences in the human and physical geography of my local area and a region of North America.</p>	<p>Talk about a range of different physical and human geographical features.</p> <p>Share the similarities and differences of a region of North America and your local area.</p> <p>Encourage your child to explore the best place to live in North America and justify his/her choice.</p> <p>Key Vocabulary: Physical geography, human geography, settlement, economy, natural resources, river, lake, landscape, mountain, volcano, biome, vegetation belt, wildlife, flora, fauna, climate, water, fieldwork, measure, observe, record, map, sketch, graph.</p>	<p>https://kids.britannica.com/kids/article/North-America/353542</p> <p>https://education.nationalgeographic.org/resource/north-america-physical-geography</p> <p>https://www.bbc.co.uk/bitesize/topics/zqj3n9q/articles/zr8q7nb</p>



The Winchester School

Family Learning Newsletter-Year 5-December 2022





			https://www.bbc.co.uk/bitesize/topics/zsw4kty/articles/z72f3j6
History	<p>To continue to explore life in ancient Athens and ancient Sparta.</p>	<p>Talk with your child how Sparta differed in many ways to the other city states in ancient Greece.</p> <p>Share how daily life was in ancient Athens and Sparta.</p> <p>Encourage your child to explore whether ancient Athens or ancient Sparta was the best place to live in.</p> <p>Key Vocabulary: City state, Athens, Sparta, similarities, differences, democracy, citizen, Pericles, debate, rhetoric, metric.</p>	<p>https://www.historyforkids.net/sparta.html</p> <p>https://bedtimehistorystories.com/athens-vs-sparta/</p> <p>http://www.primaryhomeworkhelp.co.uk/greece/sparta.htm</p>
UAE Social Studies	<p style="text-align: center;"><u>TERM PROJECT</u></p> 	<p>Talk with your child about the different climate zones.</p> <p>Share with your child some plants and animals found in different climate zones and describe each of them.</p> <p>Encourage your child to describe the homes in your climate zone and explain how they are adjusted to the weather conditions.</p> <p>Challenge Write an essay including the following: a paragraph about the climate, a paragraph about flora and fauna, a paragraph about</p>	<p>https://youtu.be/Kp7ZhvJXrMc</p> <p>https://youtu.be/zepX_NsXL84</p>



The Winchester School

Family Learning Newsletter-Year 5-December 2022




		<p>the homes and clothing and a paragraph about how you can contribute to the preservation of your environment.</p>	<p>https://www.funkidslive.com/learn/marina-ventura/climate-explorers/major-climate-zones-world/</p>
<p>French</p>	 <p>Révision : Les mois Les nombres Les animaux Les couleurs</p>	<p>Talk to your child about the meanings of the French adjectives ,nombres ,month and animals Share the difference between masculine and feminine adjectives we use to talk about someone’s character.</p> <p>Encourage your child to write about his age ,the date of his/her birth / describe the animals using colors Draw or find pictures of animals and try to describe it</p> 	<p>https://www.youtube.com/watch?v=GYJxoK7PKwM&t=258s https://www.youtube.com/watch?v=wlyqz2unHKc https://www.youtube.com/watch?v=7_u2SigckNQ https://www.youtube.com/watch?v=BiHYehk0tYo https://www.youtube.com/watch?v=y0JBUEiLYXI https://www.youtube.com/watch?v=TW-9kzgyzN0&t=452s https://www.youtube.com/watch?v=ld7x0xv72Uk https://www.youtube.com/watch?v=aBVX6jiiRtI</p>



The Winchester School

Family Learning Newsletter-Year 5-December 2022



<p>Physical Education Activity -4</p>	<p><u>Rounders – Fielding</u></p> <p>Teaching and learning in <i>rounders</i> should be exciting for everyone. Students whilst roll the <i>ball</i> to each other with their <i>dominant</i> hand.</p> 	<p><u>Talk and Encourage the children to do the following:</u></p> <p><u>Proper warm up</u></p> <ul style="list-style-type: none">• Plank Pose• Side Plank• One Leg Stiff-Legged Deadlifts• High Lunge• Tuck Crunches• Curtsy Squat <p><u>Talk and Encourage the children to do the following:</u></p> <ul style="list-style-type: none">• One hand Stop• Two hand stop Tapping with right and left hand Tapping with alternate hand <p><u>Cooldown</u></p>	<p>Link 1: https://www.youtube.com/watch?v=WC3kFvO8GRQ</p>



The Winchester School

Family Learning Newsletter-Year 5-December 2022



<p>Music Year 05 (Kiko)</p>	<p>Improving children's confidence and musicality through singing actions songs and chanting rhymes. Improving on listening skills and recalling. Playing with a recorder Reading Notes</p>	<ul style="list-style-type: none"> • Encourage the child sing action songs at home. • Ask the child to perform the songs we learned in school. • Help the child choose which other songs they know aside from the songs taught in school and let them invent their own singing actions. • <u>Encourage your child to practice recorder at home</u> 	<p>https://www.timeout.com/new-york-kids/music/best-kids-songs https://www.youtube.com/watch?v=Dv2T0yQZKuU</p>
<p>Music Year 05 (Joyson)</p>	<p>Improving child's confidence and musicality through music letter names reading. We explore the music notes in a specific song "Havana ". So that they are able to play in the recorder</p>	<ul style="list-style-type: none"> • Let the child understand the music note and the finger position on the recorder. • Ask the child to perform it with the beat. Below mentioned link is for the beats. • <u>80 BPM - Simple Straight Beat - Drum Track - YouTube</u> 	<p><u>Easy Havana Recorder Tutorial Part 1 - Step by Step - YouTube</u></p>
<p>Music Year 05 (Sunil)</p>	<p>Revision of Recorder lessons, sight reading and rhythm making.</p>	<ul style="list-style-type: none"> • Let the child practice at home, even though there will be squeaking. • Be an audience. But better also check if the child is holding the recorder properly. 	



The Winchester School

Family Learning Newsletter-**Year 5-December 2022**



ICT	<u>TOPIC: Revision</u> Introduction to Artificial Intelligence and Machine Learning. Hardware and Software	Talk to children about general safety in using a computer and e-safety rules, particularly when accessing and searching the Internet. Explore the applications of AI and ML in UAE How AI, IoT, and analytics make Expo 2020 Dubai the city of the future	<u>Defining Artificial Intelligence (AI): CompTIA's Future of Tech</u> <u>http://www.primaryresources.co.uk/ict/ict2.htm</u>
------------	---	---	--