




The Winchester School

Family Learning Newsletter -Year 6- December 2022



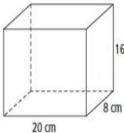
Area of Learning	Focus	Home activities/How can you help your child at home	Useful websites
<p>Literacy</p>	<p>Magazine Article</p> <p><u>Continuation</u></p> <p>Students will be able to write a magazine article using varied sentences structure, fronted adverbials and higher order vocabulary.</p> 	<p>Talk about the popular magazines of your times, sports magazine or current affairs. Discuss about a favourite section in the magazine you have enjoyed reading.</p> <p>Encourage your child to know about magazines that are popular national level or internationally.</p> <p>Share with your child some time reading selective articles from magazines and newspapers. Let them explore the language skills used. Let them figure out similarities and differences.</p> <p>Encourage your child to write about a review of a book or about a specific sports/sportsperson they are inspired by.</p> <p>Discuss with your child about how was the article written by them. Upskill them about good articles. You can get some magazines for them to have a thorough look on how it is designed.</p>	<p>Magazine Article</p> <p>Structural features of a magazine article.</p> <ul style="list-style-type: none"> Title of the Article By-line Subheadings Paragraphs Lead <p>How to write a magazine article?</p> <p>https://www.youtube.com/watch?v=ExiedcIIvag</p> <p>Tips to write an interesting Magazine Article -</p> <p>https://makealivingwriting.com/magazine-article-tips-your-</p>



The Winchester School

Family Learning Newsletter -Year 6- December 2022




	<p><u>Gap Analysis</u></p>	<p>Scaffold the gaps in reading skills related to retrieval, authorial techniques, complex inference as well as prediction skills.</p> <p>To discuss about the key vocabulary. Students revisit report writing techniques and further develop understanding to incorporate features to make the story more interesting.</p>	<p>fail-proof-checklist-for-a-killer-query/comment-page-1/</p> <p>Punctuation Quiz</p> <p>https://quizizz.com/admin/quiz/6014937f5cf37a001e739b10/year-6-grammar-quiz-unit-1-punctuation</p> <p>www.storyjumper.com</p>
<p>Numeracy</p>	<p>Volume</p> <p>To calculate the volume of cube and cuboid and apply the concept to real life situation.</p> <p>$V = \text{area of base} \times \text{height}$</p> <p>$l \times w \times h$</p> <p>$20 \times 8 \times 16$</p> <p>$160 \times 16$</p> <p>$2560\text{cm}^3$</p> 	<p>Home activities/How can you help your child at home</p> <p>Encourage your child to play this game.</p> <p>Activity</p> <p>Length = 0cm Width = 0cm Height = 0cm</p> <p>What to do</p>	



The Winchester School

Family Learning Newsletter -Year 6- December 2022





	<p>Gap Analysis-</p> <p>Identified Gaps in Maths will be revisited to ensure all students are confident and secure.</p>	<ul style="list-style-type: none">You will need 1-9-digit cards from a pack of playing cards.The first person turns over three cards to give the dimensions in centimeter of a cuboid.Calculate the volume in cm^3.The second person has a turn.Sketch the cuboids, showing a stack one on top of each other and keeping record of increasing height.The person who places the cuboid that makes the tower reach <p>The person who places the cuboid that makes the tower reach or exceed a height of 50 cm is the winner</p>	
<p>Science</p> 	<p>Revisiting topics of Forces</p> <p>Explain that unsupported objects fall towards the Earth because of the force of gravity acting between the Earth and the falling object.</p> <p>Analyze the effects of Air resistance, Water resistance, Buoyancy and Friction, that act between moving surfaces.</p>	<p>Please encourage your child to refer to the links provided to refresh their understanding and knowledge of the topics mentioned in the Focus column.</p> <p>Talk Discuss with your child topics revised in school, home learning given and the sample papers</p> <p>Share: Share real-life examples in line with these topics. Application of forces in real life.</p>	<p>https://www.bbc.co.uk/bitesize/topics/zvr3nrd/articles/zywcrdm</p> <p>https://www.youtube.com/watch?v=vZYwsAvHgVw</p>



The Winchester School

Family Learning Newsletter -Year 6- December 2022



	<p>100 kg Parachuter</p>  <p>150 kg Parachuter</p> 	<p>Encourage:</p> <p>Encourage your child to explore the websites given to work independently.</p>	<p>https://d3vvaepo9ni6uw.cloudfront.net/Content/UAT/ES/Primary/complete/Resources/Snap_Science_Y5/SnapSci_y5m7cl5_vid_2.html</p>
<p>Arabic for Arabs</p>	<p>الهمزة المتطرفة على واو</p> <p>أن يكتب التلميذ كلمات بها همزة متطرفة على واو. أن يحدد التلميذ مواضع كتابة الهمزة المتطرفة على واو.</p> <p>المفعول فيه</p> <p>أن يميز التلميذ بين أنواع المفاعيل في الجملة الفعلية. أن يوظف التلميذ المفعول فيه مضبوط الآخر في تحدّثه وكتابات الإبداعية مع الضبط وفقاً لقواعد النحو.</p>	<p>مساعدة التلميذ في البحث عن لغويات النص بالمعجم على الإنترنت.</p> <p>مساعدة التلميذ في كتابة كلمات بها همزة متطرفة على واو مع بيان سبب كتابتها على الواو. تدريبه على ضبط وتوظيف المفعول فيه. يمكن لولي الأمر الدخول من خلال الرابط المرفق لموقع قناة اللغة العربية والتربية الإسلامية الخاص بمدرسة ونشستر ومتابعة التسجيلات الخاصة بالدروس ومشاركتها مع التلميذ وتدوين ما تعلمه في دفتره المدرسي.</p>	<p>منصة عصفير للقراءة</p> <p>قناة اللغة العربية والتربية الإسلامية بمدرسة ونشستر</p>



The Winchester School

Family Learning Newsletter -Year 6- December 2022



<p>Arabic for Non Arabs</p>	<p>The places (الأماكن)</p> <p>To write sentences about his/ her favourite places. To design a mind map of the places. To describes the places in a paragraph. To compare between two places (zoo – cinema). To distinguish the important places in Dubai. To express the opinion about different places.</p>	<p>Help your child to memorize his/her new vocabulary from the words list. Encourage children to use these words in sentences of their own. Encourage children to describe the important places in Dubai. Ask your child to draw his /her favourite place and describe it. Talk to your son about the important places in Dubai. Go through Arabic and Islamic YouTube Channel so that you can help your child learn more at home about the topic.</p>	<p>Asafeer reading platform</p> <p>Arabic and Islamic YouTube Channel</p>
<p>Islamic for Arabs</p>	<p>أحكام النون الساكنة والتنوين حكم الإظهار</p> <p>أن يوضح التلميذ مفهوم الإظهار وحروفه . أن يحدد التلميذ أحكام النون الساكنة والتنوين . أن يتلو التلميذ الآيات تلاوة مجودة مراعي الاحكام.</p>	<p>مساعدة التلميذ في البحث عن فيديوهات عن حكم الإظهار. حث التلميذ على مراعاة حكم الإظهار عند التلاوة. يمكن لولي الأمر الدخول من خلال الرابط المرفق لموقع قناة اللغة العربية والتربية الإسلامية الخاص بمدرسة ونشستر ومتابعة التسجيلات الخاصة بالدروس ومشاركتها مع التلميذ وتدوين ما تعلمه في دفتره المدرسي.</p>	<p>قناة اللغة العربية والتربية الإسلامية بمدرسة ونشستر</p>



The Winchester School

Family Learning Newsletter -Year 6- December 2022



Islamic for Non Arabs	<p>Lesson: Aisha Bint Abi Bakr, RA</p> <p>To explore the life of Aisha, RA</p> <p>To infer her qualities with reference to Sunnah and Sirah.</p>	<p>Talk to your child about the life of Aisha, Ra mainly after her marriage to the Prophet, PBUH.</p> <p>Let your child design an ID card for Aisha, RA showing her main qualities.</p> <p>Go through Arabic and Islamic YouTube Channel so that you can help your child learn more at home about the topic</p>	<p>Arabic and Islamic YouTube Channel</p>																																								
Humanities History	<p>To explore how the Maya number system worked.</p> <table><tr><td>0</td><td>1</td><td>2</td><td>3</td><td>4</td></tr><tr><td>•</td><td>•</td><td>••</td><td>•••</td><td>••••</td></tr><tr><td>5</td><td>6</td><td>7</td><td>8</td><td>9</td></tr><tr><td>•</td><td>••</td><td>•••</td><td>••••</td><td>•••••</td></tr><tr><td>10</td><td>11</td><td>12</td><td>13</td><td>14</td></tr><tr><td>•</td><td>••</td><td>•••</td><td>••••</td><td>•••••</td></tr><tr><td>15</td><td>16</td><td>17</td><td>18</td><td>19</td></tr><tr><td>•</td><td>••</td><td>•••</td><td>••••</td><td>•••••</td></tr></table>	0	1	2	3	4	•	•	••	•••	••••	5	6	7	8	9	•	••	•••	••••	•••••	10	11	12	13	14	•	••	•••	••••	•••••	15	16	17	18	19	•	••	•••	••••	•••••	<p>Talk about the number system of the Maya and try and work out your Maths Home Learning using this system!</p>	<p>Mayan Mathematics</p> <p>Maya Numerals</p> <p><u>Vocabulary- base 10, base 20, vigesimal number system.</u></p>
0	1	2	3	4																																							
•	•	••	•••	••••																																							
5	6	7	8	9																																							
•	••	•••	••••	•••••																																							
10	11	12	13	14																																							
•	••	•••	••••	•••••																																							
15	16	17	18	19																																							
•	••	•••	••••	•••••																																							



The Winchester School

Family Learning Newsletter -Year 6- December 2022



Geography	To explore the physical and human geographical features of my local area.	Encourage your child to research and use fieldwork to observe, measure and record the human and physical features in your local area using a range of methods including sketch maps, plans, graphs and digital technologies.	life in Atacama Desert Vocabulary- Physical geography, human geography, settlement, economy, natural resources, river, lake, landscape, mountain, volcano, biome, vegetation belt, wildlife, flora, fauna, climate, water, fieldwork, measure, observe, record, map, sketch, graph.
UAE Social Studies	Transport and Trade in Ancient Civilizations To explore how travel over the water helped ancient civilizations. <u>Key vocabulary:</u> trade route, prevailing winds, seal, current	Talk with your child how trade brought contact between ancient civilizations.	Water Transportation Achievements of early civilizations Nile River Facts



The Winchester School

Family Learning Newsletter -Year 6- December 2022




Encourage your child to explore how people travelled across oceans and rivers in the past to trade with each other.



French

Topic: French poster creation

To recap topics done in term 1



- Ask your child about his favourite topic in French.



- Create a presentation or poster about your favorite topic so far.



<https://www.youtube.com/watch?v=iK5KeEg7PC4>

<https://www.youtube.com/watch?v=Kq4Luegns8c>

<https://www.youtube.com/watch?v=VZ4ZxWrAsCY>

<https://www.youtube.com/watch?v=EKjj2LK3U8>



The Winchester School

Family Learning Newsletter -Year 6- December 2022



Encourage

Students to keep exploring the links given to recap term 1 topics.



Wordwall Activity

[Topic/Les sports et les loisirs](#)

<https://wordwall.net/play/5514/122/907>

<https://wordwall.net/play/6091/208/679>

<https://wordwall.net/play/5516/538/263>

<https://wordwall.net/play/6890/817/855>

[Topic/ La météo](#)

<https://wordwall.net/play/5783/745/398>

Quizlet Activities



<https://quizlet.com/328353477/learn>



The Winchester School

Family Learning Newsletter -Year 6- December 2022




			<p>https://quizlet.com/328353477/match</p> <p>https://quizlet.com/19309466/match</p> <p>https://quizlet.com/19309466/gravity</p>  <p>Keep practising the topics by visiting 'Linguascope' and playing.</p> <p>Attached username and password.</p> <div style="background-color: #008000; color: white; padding: 5px; border-radius: 10px; display: inline-block;">  Student Access: </div> <p><small>You can issue these login details to all students within your establishment* (for classroom and home use):</small></p> <ul style="list-style-type: none"> • Student username: winlang • Student password: love4langs
Physical Education	Rounders – Fielding Skills	<p><u>Talk and Encourage the children to do the following:</u></p> <p><u>Proper warm up</u> The Students will do the proper warm up and will practice rounders skills with basic rules.</p>	<p><u>Useful sites:</u></p> <p>Links:</p>



The Winchester School

Family Learning Newsletter -Year 6- December 2022



		<p>Follow the links for the skills and rules</p> <p><u>Cooldown</u> After the game students will do proper cooldown activity.</p>	<p>https://www.youtube.com/watch?v=YWJtql-Jg0A</p>
<p>Music Year 06 (Kiko)</p>	<p>Improving children's confidence and musicality through singing actions songs and chanting rhymes.</p> <p>Improving on listening skills and recalling.</p> <p>Playing with a recorder</p> <p>Reading Notes</p>	<p>Encourage the child sing action songs at home.</p> <p>Ask the child to perform the songs we learned in school.</p> <p>Help the child choose which other songs they know aside from the songs taught in school and let them invent their own singing actions.</p> <p><u>Encourage your child to practice recorder at home</u></p>	<p>https://www.timeout.com/new-york-kids/music/best-kids-songs</p> <p>https://www.youtube.com/watch?v=breyIWfW4TQ</p>
<p>Music Year 06 (Joyson)</p>	<p>Improving child's confidence and musicality through music letter names reading.</p> <p>We explore the music notes in a specific song "Faded". So that they are able to play in the recorder</p>	<p>Let the child understand the music note and the finger position on the recorder.</p> <p>Ask the child to perform it with the beat. Below mentioned link is for the beats.</p> <p><u>80 BPM - Simple Straight Beat - Drum Track - YouTube</u></p>	<p><u>Faded Recorder / Flute Tutorial (Verse and Chorus) - YouTube</u></p>



The Winchester School



Family Learning Newsletter -Year 6- December 2022


<p>Music Year 06 (Sunil)</p>	<p>Revision of “UAE national anthem” on recorder, sight reading and rhythm making.</p>	<p>Let the child practice at home, even though there will be squeaking.</p> <p>Be an audience. But better also check if the child is holding the recorder properly.</p>	
<p>ICT</p>	<p><u>Topics – Revision</u></p> <p>How Spreadsheets Work</p> <p>Quick Toolbar Review</p> <p>Formatting options</p>	<p>Discuss about Fitness</p> <p>Getting healthy can mean different things for different people. For some, it's about eating a balanced diet. For others, it's about exercising and getting fit. Excel can help you plan, track, and organize your health and fitness goals with a robust offering of free and premium templates.</p> <p>Challenge to Create their diet and exercise plan.</p> <p>Encourage Other ways to track health of grandparent in Excel.</p> <p>Basic medication log - Keep track of medications with this comprehensive log template that tracks dosage, instructions, purpose, side effects, physician, pharmacy, and other details.</p>	<p>https://support.microsoft.com/en-us/office/track-your-health-and-fitness-goals-in-excel-322af086-734b-4837-ba4f-410c6bceccd4</p>
<p>Moral Education</p>	<p>Theme: Personality and morals.</p>	<p>Talk to your child to create an awareness of the needs of others, including vulnerable groups (such</p>	<p>www.moraleducation.ae</p>



The Winchester School

Family Learning Newsletter -Year 6- December 2022



	<p>Unit: Taking Responsibility for Oneself and Others</p> <ul style="list-style-type: none"> - To recognize the factors that affect self-confidence and self-respect and understand how to develop resilience - To present and discuss ideas about identity and how the attitudes and actions of others can affect individual's sense of self-worth positively or negatively. <p>Key vocabulary:</p> <p>Responsibility: Performing duties, sharing, cooperating and aiding others in the family, school and community.</p> <p>Self-responsibility: Setting goals for success and self-realization in personal, educational and professional life.</p> <p>Taking responsibility:</p> <p>Recognizing one's obligations and willingly fulfilling them.</p> <p>Perseverance: Continually conducting work and trying until the objective is achieved.</p>	<p>as the elderly) and provide practical support and consideration and support</p> <p>Encourage your child to present and discuss ideas about identity and how the attitudes and actions of others can affect individual's sense of self-worth positively or negatively.</p> <p>Share with your child the real-life examples where people take responsibilities and how each member in the family can practice self-responsibility.</p> <p>Activity: Household work is our responsibility.</p> <p>The family meets together in order to discuss responsibilities in the house.</p> <p>Everyone draws a list of tasks that should be conducted in the house.</p> <p>On a piece of coloured paper, each family member writes down the tasks they will perform.</p> <p>Family members discussed the tasks assigned to each of them, and vote on whether the individual's performance is good or needs to be improved.</p> <p>Family members provide suggestions to improve the performance of an individual who does not do well.</p>	<p>https://www.goodcharacter.com/elementaryschool/being-responsible/</p> 
--	--	---	--



The Winchester School

Family Learning Newsletter -Year 6- December 2022



Every family member undertakes to carry out their responsibilities by signing the main list of tasks.

