





The Winchester School

Year 2 Family Learning Newsletter-February 2022



Area of learning	Focus	Home activities/How can you help your child at home.	Useful websites
Literacy	<p>Spelling To explore the short/u/sound as in umbrella, the long /ee/ sound as in key, the /o/sound spelt ‘a’ after ‘w’ as in swan.</p> <p>Grammar Apostrophe for Contraction To use apostrophe for contraction.</p> <p>Tense: Simple Present To use tenses appropriately to show the timing of the action.</p>	<p>Give your child a page from the newspaper and encourage him/her to look for spelling words in the articles and circle them with a marker or crayon. Make a list of words you have found together.</p> <p>Firstly explain to your children that two words can sometimes be made into one, by using apostrophes for contraction. Shouldn't = should not Couldn't = could not Wouldn't = would not Ask the children if they know what the words mean and why they have punctuation marks in the middle of them. Elicit ideas and then explain that the punctuation marks are called ‘apostrophes’. Tell the children that we can use an apostrophe to show omission. Explain that ‘omission’ means letters that have been left out.</p> <p>On a piece of paper, write out a funny story, but leave out most of the verbs. Indicate the missing verb with a line. Without revealing the story, ask your child to come up with verbs and fill in the story. Afterwards, read the story and see if it makes sense.</p>	<p>spellings</p> <p>spellings</p>  <p>https://www.youtube.com/watch?v=gubPH3WEurg</p> <p>Present tense</p> 



The Winchester School

Year 2 Family Learning Newsletter-February 2022



	<p>Text Level Explanation text: To explore explanation texts. To use the features to present and write an explanation text. To explore the use of the connectives – because and if, in explanation texts.</p> <p>Letter Writing: To use sentences of varied structure to write a letter.</p> <p><u>Moral Education</u> To develop attributes of responsibility and honesty.</p>	<p>Talk: Together with your child, explore a range of explanation texts and elicit the difference between these and other texts your child has learnt. Share: Show your child a flow diagram and ask your child to explain it. For example the function of an eye. Encourage: Encourage your child to use appropriate vocabulary and time connectives. It is imperative that your child uses complete sentences and correct grammatical syntax as this will ensure quality in the writing tasks.</p> <p>Old-fashioned letter writing is a great way for kids to build their writing skills and practice their handwriting. Here are some favorite letter writing prompts for kids to get started</p> <ul style="list-style-type: none"> • Write a letter to your friend describing what you've been doing at home or school. • Write a letter to your teacher about your favorite game and why you like to play the game. <p>Being responsible is a key to children's success both in school and in the larger world when they grow up. Share your expectations with your child and talk about their responsibilities. Encourage your child to take ownership.</p>	<p>https://www.youtube.com/watch?app=desktop&v=-MSkd7NKTS4</p> <p>Story about Honesty</p> <p>Responsibility</p>
--	---	--	---



The Winchester School

Year 2 Family Learning Newsletter-February 2022



Numeracy

To know the number of minutes in an hour and the number of hours in a day.

To tell and write the time to five minutes, including quarter past/to the hour and draw the hands on a clock face to show these times

Talk to your child about the number of hours in a day and number of minutes in each hour. Encourage him/her to read the time at different parts of the day.

Make a habit of pointing out the time on a clock when events happen in your day, to show what that time looks like. Encourage your child to tell you what a certain time looks like: "What will the clock look like at 1:25 (more tricky "in 5 minutes")"



QUESTIONS TO ASK

Where does the big hand point when it is 5/10/20/25 past the hour?

Where does the big hand point when it is quarter past/quarter to the hour?

How do you know which hour number is needed?

[Reading Time](#)

[clock-match-five-minutes/](#)

[5-minutes.](#)



The Winchester School

Year 2 Family Learning Newsletter-February 2022



Create
share
story

and

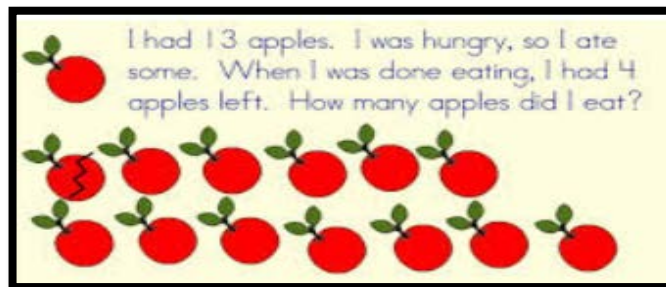
sums based on time intervals and ask your child to answer them.

Talk to your child addition and subtraction related.

e.g. $27 + 5 = 32$ $32 - 5 = 27$

Pose a problem such as, "Annie has 11 crayons. She gets 18 more. How many crayons does she have in all?" Help your child understand the question by highlighting important information, then make a plan to solve, and then follow out that plan. Encourage your child to check his or her answer. Repeat the activity again using other word problems that involve different operations.

Encourage your child to create own story sums involving addition and subtraction of numbers. By using the vocabulary related to addition and subtraction.



To apply the understanding of reading time to solve problems involving time intervals.

To understand that subtraction is the inverse of addition or vice versa.

To solve word problems involving addition and subtraction.

[Time Word Problems](#)

[Inverse Operations](#)

[word problems add subtract](#)

[Word Problems](#)

[Word Problems](#)



The Winchester School

Year 2 Family Learning Newsletter-February 2022



To follow and give instructions involving position, direction and movement.

Encourage Playing a maze game where you take it in turns to give directions to get to a specific place. Share ways of giving directions - forward 3 steps, 2 blocks left etc.



Challenge

[Identify the positions](#)





[Coordinates](#)



The Winchester School

Year 2 Family Learning Newsletter-February 2022



		<p>What time did these clocks show one hour ago?</p> <p>a)  b)  c) </p> <p>Sophie and Ted are collecting football stickers. Ted had 25 football stickers. Sophie has 36.</p> <p>How many do they have in total?</p> <p>How many more stickers does Sophie have than Ted?</p> 	
<p>Science</p>	<p><u>Materials</u></p> <p>To investigate the properties of different objects on the basis of the materials used.</p> <p>To examine and explain how the shapes of some solid materials can be changed by applying a force.</p>	<p>Encourage your child to create an object using recyclable materials and use them.</p> <p>Share the properties of each material used to make the object and create questions based on properties to be able to play the quiz with you or friends.</p> <p>Talk about the reasons for using the materials to make the object.</p> <p>Conduct some fun experiments with your child.</p>	<p>all about materials</p> <p>Properties of materials</p> <p>Properties of materials song</p> <p>Material Quiz</p>



The Winchester School

Year 2 Family Learning Newsletter-February 2022



	<p>To investigate how different materials can twist and stretch.</p> <p>To focus on scientific enquiry skills.</p>	<p>Conduct some fun experiments with your child – REMEMBER TO FOLLOW THE SCIENTIFIC METHOD</p> <p>Aim: Ask a question</p> <p>Prediction: What do you think will be the result? Why?</p> <p>Materials required: list the materials you need to conduct the investigation.</p> <p>Fair test: what will you keep the same/what will you change.</p> <p>Method: list the steps you will take to find the answer to the question.</p> <p>Observation table: table to show the information you have collected.</p> <p>Conclusion: Explain your findings.</p>	
<p>Arabic for Arabs</p>	<p>قصة ملك الحكايات</p> <p>أن يحدد التلاميذ شخصيات القصة. أن يضع التلاميذ عنواناً آخر للقصة . أن يقرأ التلاميذ القصة قراءة جهرية صحيحة . أن يضع التلاميذ نهاية جديدة للقصة . أن يكتب التلاميذ ملخصاً للقصة . أن يحدد التلاميذ الجمل الاسمية والفعلية في القصة .</p> <p>نشيد أنا ابتكر</p> <p>أن يحدد التلاميذ مفردات النص . أن يميز التلاميذ الفرق بين الشعر و النثر .</p>	<p>الدعم المقدم من ولي الأمر يقوم ولي الأمر بمتابعة التقدم في الكتابة وتعلم كتابة الحرف المضعف . متابعة التلميذ في قراءة القصص الجديدة . تقديم الفيديوهات لمساعدة التلميذ على فهم القصص والنصوص . مساعدة التلميذ للدخول على قناة المدرسة على اليوتيوب . مساعدة التلميذ في كتابة الأملاء والتدرب عليها يمكن لولي الأمر الدخول من خلال الرابط المرفق لموقع قناة اللغة العربية والتربية الإسلامية الخاص بمدرسة ونشستر ومتابعة التسجيلات الخاصة بالدروس ومشاركتها مع التلميذ وتدوين ما تعلمه في دفتره المدرسي.</p>	<p>ملك الحكايات تحليل القصة منصة اقرأ بالعربية قناة اللغة العربية والتربية الإسلامية بمدرسة ونشستر</p>



The Winchester School

Year 2 Family Learning Newsletter-February 2022



	<p>أن يحدد التلاميذ المعنى الإجمالي للنص . أن يميز التلاميذ الأسلوب التعبيري الحقيقي والمجازي .</p>		
<p>Arabic for Non- Arabs</p>	<p>In UAE.</p> <ul style="list-style-type: none">- To describe UAE using the adjectives correctly.- To Make a dialogue in Arabic about UAE.- To conjugate the verb with the pronouns in sentences.- To write a simple paragraph about UAE.- To express the opinion about UAE.	<p>In every new lesson, we provide new words with its meanings. Help your child to memorize them and using them in sentences on his/her own. Ask your child to describe UAE. - Ask your child to make a dialogue with you in Arabic about UAE.</p> <p>Go through the links on the Arabic and Islamic YouTube channel so that you can help your child learn more at home about the topic</p>	<p>I Read Arabic Arabic and Islamic YouTube Channel</p>
<p>Islamic for Arabs</p>	<p>الصادق الأمين أن يعدد التلميذ صفات الرسول صلى الله عليه وسلم أن يدلل التلميذ على فضل الصدق فضل تلاوة القرآن الكريم أن يستنتج التلميذ فضل تلاوة القرآن أن يعدد التلميذ آداب تلاوة القرآن خير الأعمال في الإسلام أن يوضح التلميذ بعض صور أعمال الخير. أن يشرح التلميذ أهمية فعل الخير</p>	<p>يساعد ولي الأمر التلميذ من خلال: حثه على حفظ السورة من خلال المصحف المعلم . حثه على التحلي بالأخلاق الحميدة قولاً وفعلاً. يمكن لولي الأمر الدخول من خلال الرابط المرفق لموقع قناة اللغة العربية والتربية الإسلامية الخاص بمدرسة ونشستر ومتابعة التسجيلات الخاصة بالدروس ومشاركتها مع التلميذ وتدوين ما تعلمه في دفتره المدرسي.</p>	<p>أمانته وصدقه فضل تلاوة القرآن قناة اللغة العربية والتربية الإسلامية بمدرسة ونشستر</p>



The Winchester School

Year 2 Family Learning Newsletter-February 2022



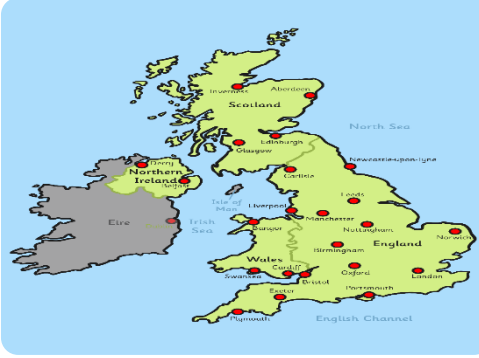

<p style="text-align: center;">Islamic for Non- Arabs</p>	<p>Lesson 1: Muhammad, the truthful and the trustworthy. -To analyze the manifestations of the prophet’s honesty and truthfulness. -To deduce the qualities behind the prophecy of Muhammad, PBUH</p> <p>Lesson 2: Honesty/ Trustworthiness To explain the meaning of Honesty in Islam. -To infer the aspects of being honest. - To list the qualities that Muslims should have.</p> <p>Lesson 3: Surat Quraysh -To explain the overall meaning of the Surah. -To deduce the lessons derived from the surah.</p>	<p>Share the part of the Prophet’s story showing how truthful and honest he was.</p> <ul style="list-style-type: none"> - Encourage him or her to talk about the Prophet, PBUH as the model of truthfulness and honesty. - Encourage your child to have prophet Muhammad, PBUH as a model to follow in terms of qualities and deeds. -Encourage your child to draw a mind map showing examples of being honest. -Share with your child a hadith or an ayah mentioning the value of honesty. - Talk to your child about the rewards of being honest. - Encourage your child to memorize Surat ul Quraysh with the meaning. <ul style="list-style-type: none"> - Talk to him or her about the main lessons we learn from this Surah. - Go through the links on the Arabic and Islamic YouTube channel so that you can help your child learn more at home about the topic 	<p style="text-align: center;"><u>Honesty: The First Step to being A Muslim</u></p> <p style="text-align: center;"><u>Arabic and Islamic YouTube Channel</u></p>
<p>Humanities Geography</p>	<p>Geography: The United Kingdom</p> <ul style="list-style-type: none"> ➤ Welcome to the UK ➤ Lets explore the UK ➤ Travelling Ted Tour <p>Vocabulary:</p>	<p>Talk to your child about the use of atlases and globes to locate the four countries of the UK and their capital cities.</p> <p>Encourage your child to observe the aerial photographs of various geographical features in their local area landmarks or places.</p> <p>Share with your child the national flags and emblems of each country of the UK.</p>	



The Winchester School

Year 2 Family Learning Newsletter-February 2022





	<p>The UK, United Kingdom, England, Scotland, Wales, Northern Ireland, Europe, seas, oceans, country, continent, capital city, map, equator, castle, harbour, beach, port, housing estate, motorway Google Earth, London, capital city, landmarks, transport, travel, webcam, route..</p>	<p>Talk to your child about use basic geographical vocabulary to refer to key human and physical features</p> <p>Share with your child key features about London using key words.</p> <p>Encourage your child to make a London landmark using a range of materials.</p>	
<p>UAE Social Studies</p>	<p>➤ Granddad's photo album To make connections between places and events to understand the past and present.</p> <p>Key Vocabulary: Remember, past, transportation</p>	<p>Encourage your child to compare and contrast traditions in families with different cultural backgrounds (e.g birthdays, religious ceremonies, etc). Create and exchange stories about yourselves and your families. Use terms that refer to time to compare events like before, after, etc.</p> <p>Talk to your child about the people who live in the UAE from all over the world, the countries they come from, the languages they speak, the cultures they follow and the food they eat with a focus on the Chinese culture.</p>	<p>UAE past and present</p> <p>https://www.youtube.com/watch?v=M4efuC_mcGU https://www.youtube.com/watch?v=CN4s</p>  <p>3oWeqJU</p>



The Winchester School

Year 2 Family Learning Newsletter-February 2022



	<p>➤ Ali's friend's (Part-1)</p> <p>To compare and contrast traditions in families with different cultural backgrounds.</p> <p><u>Key Vocabulary:</u> friends,expats,country,countries.</p> <p>➤ Review</p>	<p>Encourage your child to respect people from other countries. Share with your child pictures and videos of different cultures.</p> <p>Talk to your child about the importance of greeting each other in different ways.</p>  <p>Encourage your child to compare and contrast traditions in families with different cultural backgrounds (e.g birthdays, religious ceremonies, etc). Create and exchange stories about yourselves and your families with your friends.</p>	<p>Traditions</p>  <p>Respect people from other countries</p> <p>https://www.youtube.com/watch?v=G3ME_c2X15E</p> <p>https://www.youtube.com/watch?v=Pd6Hu7zsiug</p> <p>Cultures around us</p> <p>https://www.youtube.com/watch?v=df0iAZ8lwiQ</p>
<p>Physical Education</p>	<p><u>Dribbling Skills (Basketball):</u></p> <p>During dribbling workout, the focus is on improving hand eye coordination, body movements and different types of dribbling.</p> <p><u>Catching and throwing:</u></p> <p>During catching and throwing</p>	<p><u>Talk and Encourage the children to do the following:</u></p> <ul style="list-style-type: none"> • Low dribble • High dribble • Change of hand dribble <p><u>Talk and Encourage the children to do the following:</u></p> <ol style="list-style-type: none"> 1. Under arm throw 	<p><u>Useful sites:</u></p> <p>www.pecentral.org</p> <p>https://www.youtube.com/watch?v=qV6hq_IeGY</p> <p>www.pecentral.org</p>



The Winchester School

Year 2 Family Learning Newsletter-February 2022



	<p>workout the focus is on to develop the hand eye coordination and balance.</p> <p><u>Sidearm striking:</u></p> <p>During sidearm striking workout the focus is on to develop the hand eye coordination, balance and accuracy.</p> <p><u>Overhead striking:</u></p> <p>During overhead striking workout the focus is on to develop the hand eye coordination, balance and accuracy.</p>	<ol style="list-style-type: none"> 2. Sidearm throw 3. Overhead throw 4. Catch with both hands 5. One hand catch <p><u>Talk and Encourage the children to do the following:</u></p> <ol style="list-style-type: none"> 1. Toss the ball 2. Swing the racket 3. Contact the racket with the ball 4. Hit the ball to the designated place. <p><u>Talk and Encourage the children to do the following:</u></p> <ol style="list-style-type: none"> 1. Toss the ball 2. Swing the racket 3. Contact the racket with the ball 4. Hit the ball to the designated place. 	<p>https://www.youtube.com/watch?v=CeBXuKC0IUo</p> <p>www.pecentral.org</p> <p>https://www.youtube.com/watch?v=oRmSNdSKMs8</p> <p>www.pecentral.org</p> <p>https://www.youtube.com/watch?v=23xaHd8tEQ4</p>
<p>Music Year02 (Joyson)</p>	<ul style="list-style-type: none"> • Improving child's confidence and musicality through singing actions songs and sing with the appropriate tune. 	<ul style="list-style-type: none"> • Let the children sing action songs at home. • Ask the child to perform the songs we learned in school. • Help the child choose which other songs they know aside from the songs taught in school and let them invent their own singing actions. 	<p>(22) You are my Sunshine 2020 - YouTube</p>
<p>Music Year02 (Kiko)</p>	<ul style="list-style-type: none"> • Improving children's 	<ul style="list-style-type: none"> • Let the children sing action songs at home. • Ask the child to perform the songs we 	<p>https://www.youtube.com/watch?v=di8Fq2zzaWU</p>



The Winchester School

Year 2 Family Learning Newsletter-February 2022



	<p>confidence and musicality through singing actions songs and chanting rhymes</p>	<p>learned in school.</p> <ul style="list-style-type: none"> • Help the child choose which other songs they know aside from the songs taught in school and let them invent their own singing actions. 	
<p>Computing</p>	<p>To explore the different tools of Scratch Junior</p> <p>To change the costume for the sprite and move it.</p> <p>To plan and give instructions to sprites for movement.</p> <p>To compile a set of instructions for sprite to create a story.</p>	<p><i>ScratchJr</i> is an introductory programming language that enables young students to create their own interactive stories and games.</p> <p>Encourage your child to snap together graphical programming blocks to make characters move, jump, dance, and sing.</p> <p>Support your child to create stories and games using their imaginations.</p>	<p>Simple program using ScratchJr</p> <p>Movement</p>
<p>Moral Education</p>	<p>Topic: Caring for the school environment</p> <ul style="list-style-type: none"> ➤ To understand how to care for the school environment. ➤ To suggest how important, it is to take care of places and surroundings as how we take care of ourselves and others. <p>Topic: Being Honest</p>	<p>Talk to your child about meaning of caring</p> <p>Share with your child about the importance of taking care about school environment.</p> <p>Encourage your child to recognize the importance of taking care for places and surroundings as how we take care of ourselves.</p>	<p>Caring for school environment</p> <p>Being Honest</p>



The Winchester School

Year 2 Family Learning Newsletter-February 2022



- To understand the differences between honesty and dishonesty.

