

Area of learning	Focus	Home activities/How can you help your child at home	Useful website
Literacy	<p>Link to Moral Education: Character and Morality Teaching Ethical values: Fairness, Caring, Honesty, Tolerance & Respect.</p> <p>Spelling: Learning Objective</p> <ul style="list-style-type: none"> To spell words with the prefixes: in-, il-, ir- im- Use words with endings that sound like /ʒən/ To spell words ending with -tion, -ssion, -sion, -cian. <p>Grammar: Learning Objective</p> <ul style="list-style-type: none"> To organise ideas into paragraphs. To use conjunctions to show time and cause. <p>Li: I can express time and cause using conjunctions</p> <p>Time conjunctions tell us when something is happening</p> <p>Before she plays netball, Kate always does a warm-up.</p> <p>Conjunctions such as 'because' and 'so' link something happening with the cause or reason.</p> <p>Remember the comma!</p> <p>Because she doesn't want to get injured, Kate always does a warm-up.</p>	<p>Discuss the importance of ethical values with children and their importance.</p> <p>Read information on animals and deforestation. Discuss about the different endangered and extinct animals. The effect of pollution and global warming on the environment.</p> <p>Ask how we can apply the lessons learnt in Real Life. Question whether we being fair to animals and the environment?</p> <p>Discuss the use of prefix 'in' means 'not'. When you add into a root word, you do not change the spelling, Example correct = incorrect.</p> <p>Look for the rules including these prefixes and create a list of words beginning with them.</p> <p>Talk to your about the different ways to spell the words ending with the sounds like /ʒən/-tion, -sion, -ssion, -cian.</p> <p>Challenge them to create a list of words ending with sounds like /ʒən/.</p> <p>Discuss the meaning and encourage them to make sentence using the words.</p> <p>Remind your child that a paragraph is a group of sentences about one idea or topic.</p> <p>Discuss the paragraphs in the non-fiction text: Extreme Sport (Page 49 of Comprehension Skills and try to summarise the key ideas of each paragraphs in one or two sentences in their own words.</p> <p>Tell the children that some conjunctions are useful for showing time (when something happened) or cause (the reason that it happened)</p> <p>Write the3 following sentence: Ben's mum took Ben to the mall for Ben's birthday.</p> <p>Ask children to identify and explain what is wrong in the sentence.</p> <p>Discuss the solution. Explain that we can use pronouns.</p>	<p>prefix</p> <p>Spelling</p> <p>Spelling 1</p> <p>Spelling 2</p> <p>paragraph hamburger</p> <p>Random Wheels Fronted Adverbials punctuation</p> <p>Conjunction Wheel</p> <p>Conjunction Quiz</p>

Punctuations: Learning Objective

- To use basic punctuations to mark grammatical boundaries like commas and full stops. They are used to join and separate clauses and identify their effectiveness in writing.
- To explore the use of punctuations marks like commas, colons, semi-colons and exclamation marks in sentences.

Text Level: Learning Objectives
Comprehension Skills Book

- **Unit 11: Fiction Page: 37:** The Day the Helicopters came and REVIEW **UNIT 2 Non-Fiction-** Page46- Extreme Sports
- **Unit 13- Fiction -** Angry Arthur and My Hair as black as dirty coal -pages- 43-45
- **Unit 12-Poetry-** Humans- Friends or Foes

Students to read and infer from the texts mentioned.

- **Novel: Chapters 11-15 :**Charlie and The Chocolate Factory

Writing Topics:

- Differentiated writing tasks based on the novel.

Ask the children to recall what a conjunction is. **Discuss** the use of conjunctions using the given links and **practice using it to write extended sentences.**

Talk to your child that inverted commas or speech marks go around direct speeches, including its punctuation.

Remind them that if the speech ends with an exclamation mark or question mark, this also goes inside the inverted commas.

Discuss the importance of using Punctuation marks and how it can be used in different ways. **For example** Comma can separate a list of actions eg. **"He hit the ball, dropped the bat, and ran to first base."** Encourage them to make a sentence using the words from spelling list using suitable punctuation marks.

Read the texts from the Comprehension Skills Book:

Ask "What is a fact file?" **Encourage your child** to write down whatever comes to his / her mind to check their basic understanding. **Tell** them that Fact Files are a way of presenting information and can be structured in many different ways.

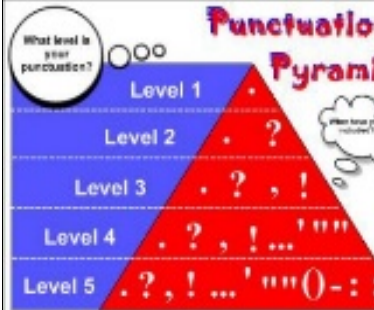
Ask them to list the ways in which the information can be presented. **Question them on the following pointers:**

- What is the purpose of the text?
- What kind of Information it contains?
- What is the style of writing?
- What are text and language features of the text?
- List the difference between Fact and Opinion?

Encourage your child to create their own Fact File on any of the given topics choosing an appropriate style of their choice - personal or impersonal.

- Football in UAE
- Arabian Oryx
- UAE Culture and Tradition

[punctuations interactive](#)




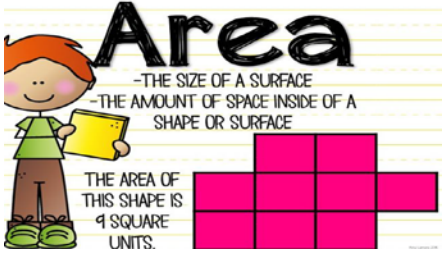
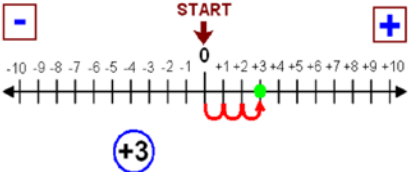

[Punctuations](#)

[Punctuation Quiz](#)

Punctuation		
There are a variety of punctuation marks. Good writers know the role of each mark and uses them appropriately in their writing.		
<p>PERIODS</p> <p>Periods tell the reader when to stop. They go at the end of the sentence.</p>	<p>COMMAS</p> <p>Commas tell the reader when to pause. They go in the middle of some sentences.</p>	<p>QUOTATION MARKS</p> <p>Quotation marks tell the reader when someone is speaking. They go in the middle of sentences.</p>
<p>EXCLAMATION MARKS</p> <p>Exclamation marks tell the reader when there is a strong emotion. They go at the end of sentences.</p>	<p>QUESTION MARKS</p> <p>Question marks tell the reader when there is a question. They go at the end of the sentence.</p>	<p>ELLIPSES</p> <p>Ellipses can be used to tell the reader when there is a continued thought or a thought that trails off.</p>

	<ul style="list-style-type: none">• Writing a message/ mail/ page 36 <p>Speaking: What inspiration did you draw from the life of Charlie? What do the other characters in the novel teach us?</p> <p>STEAM Based activity- Role Play/ creating golden ticket- Based on the Novel- create posters/ adverts</p> <p>Listening Comprehension- Making inferences and determining the purpose.</p>	<p>Explore chapters 11-15, 'Charlie and the Chocolate factory'. Discuss how the story and plot progresses in these chapters.</p> <p>Talk about the character development in the novel.</p> <p>Discuss the way the author has presented these character and presented the change in the plot.</p>	<p>Fact Files Info Text</p> <p>Writing a Fact File</p> <p>Fact and Opinion</p> <p>Presenting Information</p>
--	--	---	--



Area of learning	Focus	Home activities/How can you help your child at home	Useful website
<p>Numeracy</p>	<ul style="list-style-type: none"> Area: -To find the area of rectilinear shapes by counting squares.  <ul style="list-style-type: none"> <u>Negative Numbers</u> To count backwards through 0 to include negative numbers.  	<p>Talk to your child about finding area of the floor squared tiles or anything similar. Share creative ideas to find areas of real-life situation examples like around the field path, find the area of a floor, so that you can order the right amount of carpet.</p> <p><i>Encourage your child to draw different rectangles on grid paper and cut these rectangles and stick it on construction paper to understand area of different rectangles</i></p> <p>Talk to your child about negative numbers are number less than zero. When you're counting backwards and reach zero, you then go into negative numbers. Numbers don't just stop at zero, they continue in the other direction, starting at -1 after zero. Every real number besides zero, which is neutral, is positive or negative.</p> <p>Encourage your child to find out about: - How deep is sea level and how high the plane flies and how deep is the Octopus to understand about positive and negative numbers</p> <ul style="list-style-type: none"> When giving the latitude below the equator or a longitude that is west of the prime meridian, you would need to use a negative number. 	<p>Area</p> <p>Games in Area</p> <p>Negative numbers</p> <p>Negative numbers Games</p>

- **Properties of 2-D shapes and 3- D shapes**
- **To identify and investigate properties of common 2-D shapes and 3-D shapes.**



- When the temperature is below 0 degrees Celsius or 0 degrees Fahrenheit, it would be a negative figure.




Talk to your child about the different 2D and 3D shapes they see around them e.g. road sign boards, items found in kitchen. Challenge them to classify them based on their similarities and differences.

Encourage your child to open an empty cereal box, undo all flaps check its net and sketch it on paper. Identify the shapes you have sketched.

Challenge

Look at the drawings of the **two-dimensional** shapes below. Write the name of the **three-dimensional** shape that has similar properties to the 2D shape below each drawing.

cube pyramid sphere

3D = 3D = 3D =

See if you can describe the **properties** of each of the shapes.

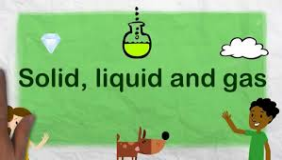

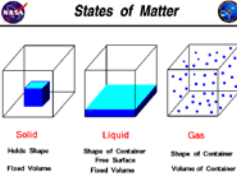
Properties of 2-D shapes and 3-D shapes

Games



The Winchester School

Year 4 Family Learning News Letter – February 2022

Area of learning	Focus	Home activities/How can you help your child at home	Useful website
<p>Science</p>	<p>States of Matter</p> <ul style="list-style-type: none"> To explore the properties and compare the arrangements of particles of 3 states of matter. <p>Link to moral education: Unit 2: Me and my world 2.1: My place in the world</p> <ul style="list-style-type: none"> To recognize that matter changes from one form to another which can be reversed. To study the behaviour of different types of solids and liquids in water. To explore the factors which affect the rate of evaporation of water. To explore the relationship between surface area/heat 	<p>Talk about the 3 states of matter (solid, liquid and gas) and their properties. Share about how these properties can be investigated. E.g.: Pouring water into different containers to see it acquires their shape. Spraying perfume in one corner of the room to see that it spreads in the whole room. Encourage them to initiate a few enquires on the properties of matter. E.g.: ‘Why is sand a solid, when it flows like a liquid?’</p> <div style="text-align: center;">  </div> <p>Talk about how heat can affect different states of matter thus causing change in their physical properties. Share real life examples about the effect of heat on solids, liquids and gas. E.g. Ice (solid) melts when heated to form water (liquid) and vice versa. Mixture of milk and sugar is frozen to make ice-cream. Encourage them to read and find information on Melting, Freezing, Boiling and Condensation. Also factors that affect Evaporation.</p> <p>Talk about different solids that dissolve and do not dissolve in water. Share real life examples E.g.: Sugar dissolves in water. Sand does not dissolve in water. Encourage them to explore about how different factors affect rate of dissolving.</p> <div style="text-align: center;">  </div>	<p>https://www.chem.purdue.edu/gchelp/atoms/states.html</p> <p>https://www.youtube.com/watch?v=yjJ3eSD77zE</p> <div style="text-align: center;">  </div> <p>https://www.youtube.com/watch?app=desktop&v=GuKT6F9u2A</p> <p>https://www.youtube.com/watch?v=EwzkYTfHFbo</p> <p>https://www.youtube.com/watch?v=r0nNvsB_fOw</p> <p>https://www.youtube.com/watch?v=IhQtqouEvIU</p>


and the rate of evaporation of water


Talk about the various factors that affect the rate at which a liquid evaporates. E.g.: surface area, wind, heat.

Share about how these properties can be investigated. E.g.: Why do clothes dry faster when it is windy, or how clothes kept in shade take longer to dry than those exposed to the Sun.

<https://www.youtube.com/watch?v=BHmUx0ylg-A>

<https://www.youtube.com/watch?v=ki7NyyjHVR8>






The Winchester School

Year 4 Family Learning News Letter – February 2022

Area of Learning	Focus	Home activities/How can you help your child at home	Useful Websites
Humanities Geography	All around the world To explore the position and significance of the Equator, the Northern Hemisphere and the Southern Hemisphere.	Talk to your child about the Equator and the Northern and Southern Hemisphere. Share the names of some of the countries on the Equator. Encourage your child to locate the equator on a map, find out its importance and research about a country along the equator.	https://kids.britannica.com/kids/article/hemisphere/346139 https://kids.britannica.com/kids/article/latitude-and-longitude/353366



The Winchester School



Year 4 Family Learning News Letter – February 2022


Area of Learning	Focus	Home activities/How can you help your child at home	Useful Websites and Vocabulary
UAE Social Studies	<p>Developments in medicine</p> <p>2. Using Electricity</p> <p>3. Powered Engines</p>	<p>Share with your child how medicine has developed over the ages.</p> <p>Talk with your child about the current Covid19 pandemic and ways to prevent the spread of infection.</p> <p>Encourage your child to research the evolution of electricity through the ages.</p> <p>Encourage your child to research about the invention of powered engines.</p>	<p>https://www.youtube.com/watch?v=86UYoZ4ppy8</p> <p>Vocabulary: Treatment, herbal medicine, vaccines.</p> <p>https://www.youtube.com/watch?v=Uf76pThNXZc</p> <p>Vocabulary: Electricity, Invention</p> <p>Vocabulary: Steam, engine, machine, mass production.</p>



The Winchester School


Year 4 Family Learning News Letter – February 2022

Area of learning	Focus	Home activities/How can you help your child at home	Useful websites
French	<p><u>Unit: Les animaux</u></p> <ul style="list-style-type: none">- To identify fruits in French.- To use adjectives agreement to describe animals.- To give opinions and justifications.	<ul style="list-style-type: none">• Talk<ul style="list-style-type: none">-About fruits in French-Differentiate between masculine and feminine noun using un /une• Encourage<p>Students to keep exploring the links given</p>• Share :<p>create and draw your poster using fruits and colors in French .</p>	<p>https://www.youtube.com/watch?v=nJ03KjwilVM</p> <p>https://www.youtube.com/watch?v=TN0Fb7LeN0A</p>



The Winchester School


Year 4 Family Learning News Letter – February 2022



Area of learning	Focus	Home activities/How can you help your child at home	Useful websites
3D- PRINTING design and Technologies	<p>Introducing the 3d printer and Designing the 3D models using the Online tool called TINKERCAD.</p> 	<p>Creativity, critical thinking, Technology.</p> <p>Tinkercad is a free, easy-to-use app for 3D design, electronics, and coding.</p> <p>Encourage your child to complete the starter projects on the given link and explore the designing of an 3D-model.</p> <p>Create a 3D house model,a dice or many different models using Tinkercad.com.</p>	<p>https://www.tinkercad.com/</p> <p>https://www.youtube.com/watch?v=sylu4fRLHkk</p>



The Winchester School

Year 4 Family Learning News Letter – February 2022



Area of learning	Focus	Home activities/How can you help your child at home	Useful websites
<p>Physical Education Activity -1</p>	<p><u>Soccer/Passing & Receiving:</u></p> <p>Students will be able to Pass and Receive the ball in playing situations.</p>	<p><u>Talk and Encourage the children to do the following:</u></p> 	<p><u>Useful sites:</u></p> <p>https://www.youtube.com/watch?v=Bq7BNW-oK-0</p> <p>https://www.youtube.com/watch?v=Yp03RpfU2bY</p> <p>https://www.youtube.com/watch?v=gedaCw79SIY</p>
<p>Activity - 2</p>	<p><u>Soccer/Dribbling and Shooting:</u></p> <p>Students will be able to travel with the ball in playing situation and will get good ball control.</p>	<p><u>Encouraging Children to take part in soccer Games, call to receive, avoid obstacles, either side of the cone circle passing etc... Game.</u></p> <p><u>Talk and Encourage the children to do the following:</u></p> 	<p><u>Useful sites:</u></p> <p>https://www.youtube.com/watch?v=pdPO5liRAw</p> <p>https://www.youtube.com/watch?v=JViB7yXOrr0</p> <p>https://www.youtube.com/watch?v=kmmDtmfgos0</p>

Encouraging Children to take part in Soccer Games, practicing below drills will become master in that game

- In & Out
- Rhomboid
- Beat the Players & Shoot
- Relay Race
- Opponents Ball Out"

Talk and Encourage the children to do the following:



Soccer/Heading & Goalkeeping:

Students will be able to demonstrate Heading / Goal Keeping techniques and transfer these in to game situations.

Encouraging Children to take part in Soccer Games, practicing more time with "•Offensive & Defensive

- Throw, Head, Catch
- Keep It Up
- Run In & Head
- Choose Your Path
- Up & Down"

Useful sites:

<https://www.youtube.com/watch?v=QK19XTJuDvY>

www.youtube.com/watch?v=DiKHxu94k

<https://www.youtube.com/watch?v=xVUXT9daqJw>



Soccer/Team play:

Students will learn how to play a game with basic rules & will be able to understand of the game.

Talk and Encourage the children to do the following:



Encouraging Children to take part in Soccer Games, watching the game in YouTube to understand the compete level between the two teams in a Soccer match.

Useful sites:

<https://www.youtube.com/watch?v=rxslQS6KTS4>

<https://www.youtube.com/watch?v=Jh2Ofwgftno>

<https://www.youtube.com/watch?v=ABUOPj5ARPA>



The Winchester School

Year 4 Family Learning News Letter – February 2022




Area of learning	Focus	Home activities/How can you help your child at home	Useful websites
Music - Year 4 Mr. Sunil	<p>. Learning how to play the song “Happy birthday” on recorder</p>	<ul style="list-style-type: none"> Let the child practice at home, even though there will be squeaking. Be an audience. But better also check if the child is holding the recorder properly. 	
Music -Year04 Mr.Joyson	<ul style="list-style-type: none"> Improving child’s confidence and musicality through music rhythm reading. <p>We take a deeper look at the half note and how it relates to the quarter and eight notes</p>	<ul style="list-style-type: none"> Let the child understand the music note value and clap with the notes. Ask the child to perform it with any percussion instrument like maracas, tambourine <p>Throughout these videos, steady beat is represented by the boxes, and rhythms are represented as the notes inside the boxes. Counting the number of boxes each note uses is a great way to remember how many beats the note is worth.</p>	<p>(22) Introduction to Rhythm Reading: Stage Two - YouTube</p>
Music -Year04 Mr.Kiko	<ul style="list-style-type: none"> Improving children’s confidence and musicality through singing actions songs and chanting rhymes. 	<ul style="list-style-type: none"> Let the children sing action songs at home. Ask the child to perform the songs we learned in school. Help the child choose which other songs they know aside from the songs taught in school and let them invent their own singing actions. 	<p>https://www.timeout.com/new-york-kids/music/best-kids-songs</p>

	<ul style="list-style-type: none"> Improving on listening skills and recalling. 		
--	--	--	--



The Winchester School

Year 4 Family Learning News Letter – February 2022



Area of learning	Focus	Home activities/How can you help your child at home	Useful website
Arabic for Arabs	<p>الألف اللينة في نهاية الكلمات :</p> <p>أن يميز التلميذ الألف اللينة في نهاية الكلمات . أن يصيغ التلميذ فقرة مستخدماً الألف اللينة في كتابته .</p> <p>*أمي جديدة :</p> <p>أن يقرأ التلميذ النص قراءة سليمة . أن يحدد التلميذ الفكرة الرئيسية والأفكار الفرعية في النص. أن يحلل بنية النصوص القصصية وأفعالها .</p> <p>*الجملة الاسمية :</p> <p>أن يميز التلميذ بين الجملة الاسمية والفعلية . أن يحدد التلميذ ركني الجملة الاسمية . أن يضبط التلميذ ركني الجملة الاسمية .</p>	<p>عناصرها . مساعدته في جمع شواهد عن الجملة الاسمية . استخدام بعض الألعاب التعليمية المساعدة في فهم الجملة الفعلية . مساعدته في كيفية الإلقاء . مساعدته في التمييز بين النصوص الأدبية . حثه على استخدام التعبيرات المجازية في حديثه . يمكن لولي الأمر الدخول من خلال الرابط المرفق لموقع قناة اللغة العربية والتربية الإسلامية الخاص بمدرسة ونشستر ومتابعة التسجيلات الخاصة بالدروس ومشاركتها مع التلميذ وتدوين ما تعلمه في دفتره المدرسي.</p>	<p>الجملة الاسمية أمي جديدة الألف اللينة الجملة الفعلية منصة أقرأ بالعربية قناة اللغة العربية والتربية الإسلامية بمدرسة ونشستر</p>

	<p>* جوهر الإنسان : أن يحدد التلميذ الفكرة الرئيسة والأفكار الفرعية . أن يدعم التلميذ رأيه بأدلة من النص . أن يميز التلميذ بين الشعر والنثر .</p>		
<p>Arabic for Non Arabs</p>	<p>The city (المدينة) To distinguish between the places in the city. To describe the city using the new vocabulary. To compare between the city and the village. To create a paragraph about the city. To express his opinion about the city.</p>	<p>In every lesson, we provide the students with new words with their meanings to help your child memorize and use in sentences of his/her own. -Ask your child to speak about his favourite place. -Ask your child to describe the places in the city, which he visited before. - Go through the links on the Arabic YouTube channel so that you can help your child learn more at home about the topic.</p>	<p>Places Around the Town Arabic & ISLAMIC YouTube Channel</p>

<p>Islamic for Arabs</p>	<p>أن يستنتج التلميذ ما ترشد إليه الآيات . أن يوضح التلميذ المعنى الإجمالي للسورة . أخلاق المتقين أن يدلل التلميذ على أخلاق المتقين أن يستنتج التلميذ معنى التقوى حمد الله على نعمه أن يستنتج التلميذ فضل حمد الله وشكره. أن يعدد التلميذ نعم الله على المسلم.</p>	<p>تعلم أحكام التجويد . حث التلميذ على التحلي بالأخلاق الحسنة. حثة على شكر الله في كل الأحوال. تسجيل فيديو لتلاوته سورة الغاشية .</p> <p>يمكن لولي الأمر الدخول من خلال الرابط المرفق لموقع قناة اللغة العربية والتربية الإسلامية الخاص بمدرسة ونشستر ومتابعة التسجيلات الخاصة بالدروس ومشاركتها مع التلميذ وتدوين ما تعلمه في دفتره المدرسي.</p>	<p>حسن الخلق</p> <p>أخلاق المتقين</p> <p>شكر الله قناة اللغة العربية والتربية الإسلامية بمدرسة ونشستر</p>
<p>Islamic for Non-Arab</p>	<p>Sunan Rwatib. To differentiate between the obligatory prayers and Sunnan rawatib. To find the benefits of some voluntary prayers (nawafil). Good treatment. To infer the good manners in treatment of other. To explain how to respect the elderly and treat of the weak kindly. To explain the status of manners in Islam. The importance and etiquette of obligatory prayers. To mention the importance of obligatory prayers.</p>	<p>Talk with your child about the different between Sunan Rwatib and obligatory prayer. Share with your child the benefits of performing Sunan Rwatib prayer. Talk with your child how to respect the elderly and treat of the weak kindly.</p> <p>Share with your child important of the obligatory prayer. Talk with your child about the importance of performing obligatory prayer in its time. Share with your child the etiquette of the obligatory prayer and the mosque too.</p>	<p>Al Sunnan Al Rawatib Be Connected to the Masjid</p> <p>Arabic and Islamic YouTube Channel</p>

	<p>To learn the proper behavior in prayer. Congregational prayer (Salatul-Jama'ah) To differentiate between Salatujamaaha, and Salatul-Fard. To explain the importance of praying in Jama'ah.</p>	<p>Share with your child the Hadith of prophet Mohamed (P-B-U-H) about the importance of Salatul-Jama'ah. Talk with your child about the importance of going to the mosque to perform Salatul-Jama'ah and its benefits. Go through the links on the Arabic and Islamic YouTube channel so that you can help your child learn more at home about the topic</p>	
--	--	--	--