



# The Winchester School

## Year 3 Family Learning Newsletter June 2022



Area of Learning	Focus	Activities	Useful Websites/Apps												
<p>Literacy</p>	<p><b>Spelling:</b></p> <ul style="list-style-type: none"> <li>To add prefix in-, il-, ir- and im- to mean not.</li> <li>To spell words with sound 's' spelt 'sc'</li> </ul> <div data-bbox="356 627 1064 1002" style="border: 1px solid black; background-color: #e0ffe0; padding: 10px; margin: 10px 0;"> <table style="width: 100%; border-collapse: collapse;"> <tr> <td style="padding: 5px;"><b>ir</b> responsible rational</td> <td style="padding: 5px;"><b>in</b> effectual operable</td> </tr> <tr> <td style="padding: 5px;">regular refutable</td> <td style="padding: 5px;">numerable tolerable</td> </tr> <tr> <td style="padding: 5px;"><b>im</b> material mortal</td> <td style="padding: 5px;">credible secure sane</td> </tr> <tr> <td style="padding: 5px;">mobile mature</td> <td style="padding: 5px;">active</td> </tr> <tr> <td style="padding: 5px;">practical balanced</td> <td style="padding: 5px;"><b>il</b> legible logical</td> </tr> <tr> <td style="padding: 5px;">possible</td> <td style="padding: 5px;">legal literate</td> </tr> </table> </div> <p>To consolidate and review concepts covered in Year3.</p> <div data-bbox="405 1161 712 1422" style="border: 1px solid black; margin: 10px 0;"> </div> <p><b>Punctuation:</b></p>	<b>ir</b> responsible rational	<b>in</b> effectual operable	regular refutable	numerable tolerable	<b>im</b> material mortal	credible secure sane	mobile mature	active	practical balanced	<b>il</b> legible logical	possible	legal literate	<p><b><u>Talk and Encourage the children to do the following:</u></b></p> <p>Try out some of the activities to help your child to spell words.</p> <ul style="list-style-type: none"> <li><b>Read</b> a selection of stories with incidents and settings interesting to your child. Use sticky notes to write out the meanings of difficult vocabulary.</li> <li><b>Encourage</b> the use of a dictionary to find the meanings of unknown words.</li> </ul> <div data-bbox="1160 898 1489 1098" style="border: 1px solid black; margin: 10px 0;"> </div> <ul style="list-style-type: none"> <li><b>Enact</b> stories using puppets or through role play.</li> <li><b>Encourage</b> your child to appreciate humour and enjoy laughing together at funny moments in a novel.</li> </ul>	<p><a href="#">Prefixes il-, im-, in-, ir before the root word</a></p> <p><a href="#">spelling list with audio of 's'sound spelt as 'sc'</a></p> <p><a href="#">Games on connectives</a></p> <p><a href="#">Punctuation quiz</a></p> <p><a href="#">Parts of speech</a></p> <p><a href="#">Grammar practice</a></p> <p><a href="#">Adverbs- how/when/where</a></p> <p><a href="#">Grammar adjective quiz</a></p>
<b>ir</b> responsible rational	<b>in</b> effectual operable														
regular refutable	numerable tolerable														
<b>im</b> material mortal	credible secure sane														
mobile mature	active														
practical balanced	<b>il</b> legible logical														
possible	legal literate														



# The Winchester School

## Year 3 Family Learning Newsletter June 2022



Punctuation marks are used in writing.

1. The [Full Stop](#) (.)
2. The [Question Mark](#) (?)
3. [Quotation Marks](#)/Speech Marks (" ")
4. The [Apostrophe](#) (')
5. The [Comma](#) (,)
6. The [Exclamation Mark](#) (!)

Punctuation Mark	Purpose	Example
<b>Full Stop</b> ●	A full stop is used at the end of a sentence or to show a word is abbreviated.	Tower St. is the oldest street in our village.
<b>Exclamation Mark</b> !	An exclamation mark is used at the end of a sentence which expresses strong feeling.	You are amazing!
<b>Question Mark</b> ?	A question mark is used at the end of a sentence that asks a question.	Do you know what a question mark is used for?
<b>Comma</b> ,	Commas are used to separate two or more nouns, to separate phrases or clauses or to separate direct speech.	Martin opened his bag, looked inside and said, "I have apples, pears and bananas."
<b>Apostrophe</b> '	Apostrophes are used to form contractions or to indicate possession.	I can't believe Jack's brother still hasn't arrived!
<b>Colon</b> :	A colon can be used to introduce a list, before someone speaks or instead of a full stop.	He was freezing: the temperature was below zero. Amy said: "I have eggs, flour and butter."
<b>Semi-Colon</b> ;	A semi-colon is used to separate parts of a sentence. It is stronger than a comma but not as strong as a full stop.	Jane likes Indian food; Marco prefers Italian food.
<b>Brackets</b> ( )	Brackets can separate off parts of a sentence or just in an extra example.	The chicken (followed closely by her chicks) crossed the busy road.
<b>Dashes</b> -	A dash holds words apart. It is stronger than a comma but not as strong as a full stop.	There is only one food worth eating - spaghetti!
<b>Ellipsis</b> ...	An ellipsis shows that words have been missed out.	He agreed that the prices were... reasonable.
<b>Inverted Commas</b> ‘ ’	Inverted commas, or quotation marks are used: To enclose the exact words of a speaker, to indicate the titles of books, plays etc., to enclose a quotation, to emphasise a word, to show a word is slang or to enclose nicknames.	

**Punctuation:** Pause while speaking to your child to enunciate the end of a sentence.

**Encourage** your child while reading a story to highlight punctuation marks-full stops, commas, question marks, exclamation marks, apostrophe and speech marks.

### Grammar

**Speak** to your child and engage him/her to describe things around the house. Guide your child to use interesting vocabulary to describe the things around.

**Encourage** your child to annotate the Common nouns and Proper nouns found on the page of a story book.

**Point** out that pronouns avoid repetition.

**Discuss** the use of verbs in sentences. Write a sentence without verbs and ask your child to fill in the verb to complete the sentence.

**Encourage** your child to play this game.

Place a pile of notecards with adverbs on them, as well as a pile of notecards with verbs on them. Have your child take turns picking a notecard from each pile and acting out the action that the

[adjectives crossword](#)

[Connectives](#)

[Pronouns](#)

[Adverbs](#)

[Prepositions](#)

[Prepositions of time](#)



[Diary Entry](#)

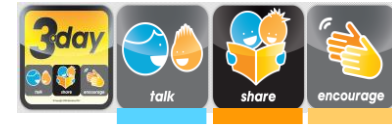
[Book Review guide](#)






# The Winchester School

## Year 3 Family Learning Newsletter June 2022



<p><b>Data Handling</b> <b>Statistics –</b></p> <p><b>Addition and Subtraction including measurements (MONEY)</b></p> <p><b>Measurement – Time – Elapsed Time</b></p>	<p><b>Statistics- Pictogram</b> To present data using pictograms and tables. Apply and solve one-step and two-step questions [for example, ‘How many more?’ and ‘How many fewer?’] using information presented in pictograms and tables.</p> <p><b>Measurement – Money</b> To add and subtract amounts of money to give change, using both £ and p in practical contexts</p> <p>To revisit the concept to evaluate and assess the duration of events and determine the elapsed time.</p>	<p><b>Encourage</b> your child to collect his resources and categorize them in a table form. (For Ex: Stationery, toys, hair accessories, story books etc.)</p> <table border="1" data-bbox="1160 598 1742 885"> <caption>Toys sold in a day</caption> <tbody> <tr> <td>Motorbike</td> <td></td> </tr> <tr> <td>Dolls</td> <td></td> </tr> <tr> <td>Duck</td> <td></td> </tr> <tr> <td>Cars</td> <td></td> </tr> </tbody> </table> <p><b>Talk</b> with them to signify the objects with any picture of their choice.</p> <p>Play board games which includes money.</p> 	Motorbike		Dolls		Duck		Cars		<p><a href="#">Data Handling</a></p> <p><a href="#">Money counting games</a></p> <p><a href="#">Elapsed Time</a></p>
Motorbike											
Dolls											
Duck											
Cars											



# The Winchester School

## Year 3 Family Learning Newsletter June 2022



**Encourage** your child to find time on a 12-hour digital clock and to the nearest five minutes on an analogue clock. Play "What Time Is It?" One member of the family is the town crier. He/she describes the time; e.g. "The hour hand is on the three, the minute hand is on the 2. What time is it?" Other members must guess the time.



**Encourage** your child to write important events on calendar. Important events of family like birthdays and Anniversaries.

### Challenge :

He/ she can even track weather of that particular month.

**2021**

<b>JANUARY</b>	<b>FEBRUARY</b>	<b>MARCH</b>	<b>APRIL</b>	<b>MAY</b>	<b>JUNE</b>
<b>JULY</b>	<b>AUGUST</b>	<b>SEPTEMBER</b>	<b>OCTOBER</b>	<b>NOVEMBER</b>	<b>DECEMBER</b>

Calendar activity

This is the fifth month of the year. ....

This is the day of the week on December 25th ..... **SU DAY**

This is the first month ..... **We day**

This is the date of the third Friday in July ..... **SA DAY**

This is the only month with letter G in it ..... **Mo day**

This is the amount of Mondays in the month of October ..... **Th day**

This month has the longest name ..... **TU DAY**

This is the day of the week on August 3rd ..... **SU DAY**

The date on the third Thursday in April ..... **We day**

The last letter of this month is H ..... **SA DAY**


The date of the twelfth Monday of the year ..... **Mo day**

The year ends on this day of the week ..... **Th day**

This is the day of the week on May 20th ..... **TU DAY**







<p><b>Humanities</b></p> <p><b>History</b></p>	<p><b>Tutankhamun</b></p>  <p><b>How to write like an Egyptian</b></p>	<p><b>Talk</b> to your child about evidence from ancient civilizations and how they can give us different answers about the past.</p> <p><b>Share</b> with your child the story of the discovery of the tomb of the ancient Egyptian King Tutankhamun.</p> <p><b>Encourage</b> your child to read about the history of writing especially in Egypt and collect the information about hieroglyphs which are an ancient Egyptian way of writing that uses pictures instead of letters</p> <p><b>Talk:</b> Imagine you are an ancient Egyptian and how would you use how hieroglyphs.</p> <p><b>Share</b> with your child discuss about the similarities and differences between hieroglyphs and English.</p>	<p><a href="#">Live a Day in the Life of King Tutankhamun</a></p> <p><a href="#">Facts about Tutankhamun</a></p> <p><a href="#">Hieroglyphics-facts-ancient-egypt</a></p> <p><a href="#">Write like an Egyptian</a></p> <p><a href="#">Hieroglyphic-writing</a></p>
<p><b>UAE Social Studies - Sharjah and Ras Al Khaimah</b></p>	<ul style="list-style-type: none"> <li>To write how tourism brings in money for Dubai. To research the names of things they would find at each of the museum.             <ul style="list-style-type: none"> <li>- Sharjah Maritime Museum</li> <li>- Sharjah Heritage Museum</li> <li>- Sharjah Classic Cars Museum</li> <li>- Sharjah Art Museum</li> </ul> </li> </ul>	<p><b>Encourage</b> your child to collect the information of pictures they have of Sharjah and Ras Al Khaimah, and Fujairah, Um Al Quwain and Ajman in the past and present</p>	<p><b>What to see in Sharjah and Ras Al Khaimah?</b></p> <p><b>What to see in Fujairah, Um Al Quwain and Ajman?</b></p>



# The Winchester School

## Year 3 Family Learning Newsletter June 2022



<p><b>Fujairah, Umm Al Quwain and Ajman</b></p>	<ul style="list-style-type: none"> <li>To compare the physical and political maps of the UAE.</li> <li>To show the different physical features of the UAE on a physical map.</li> </ul> <ul style="list-style-type: none"> <li>To compare Fujairah to the other emirates.</li> <li>To discuss how the natural places of the UAE make money by attracting people to visit the country.</li> <li>To identify different sources of income for the Emirate</li> </ul> <p>To research and write about the importance of exporting fish for Umm Al Quwain and the UAE.</p>	<p><b>Talk:</b> Imagine you are a tour guide – how would you describe Sharjah and Ras Al Khaimah or Fujairah, Um Al Quwain and Ajman to the tourists? Use maps for them to understand the physical features of these emirates.</p> <p><b>Share</b> with your child the history of Sharjah and Ras Al Khaimah as well as Fujairah, Um Al Quwain and Ajman</p>	<p><a href="#">Sharjah</a></p> <p><a href="#">Ras Al Khaimah</a></p>
<p><b>Moral Education</b></p>	<p>To describe ways in which artefacts (e.g. cooking and eating utensils, coinage, items of furniture) have changed or remained the same over time, and how they relate to their present- day counterparts.</p>  <p>Identify and explain the meaning of national and other symbols currently found in the UAE and compare them with symbols from the past.</p>	<p><b>Talk</b> to your child about the difference between the things that we use now and which were used in the past. Also, talk to them about the importance of national symbols – national flag, national animal, national tree and other symbols of UAE.</p> <p><b>Share</b> some stories or images of materials that were used in the households in the past and how they were replaced with the new models.</p> <p><b>Encourage</b> your child to research about the national symbols in the past and how the symbols got evolved and changed to the present ones.</p>	<p><b>ARTEFACTS</b></p> <p><a href="#">UAE</a></p> <p><a href="#">National symbols of UAE</a></p> 






# The Winchester School

## Year 3 Family Learning Newsletter June 2022



<p><b>Microsoft Sway</b></p> 	<p><u>Introducing Microsoft Sway</u></p> <p><b>Sway</b> is free to use for anyone with a Microsoft account (Hotmail, Live, or Outlook.com).</p> <p>To create and share interactive reports, presentations, personal stories,</p> <p>creating and sharing interactive reports, presentations, personal stories, and more.</p> <p><b>Sway</b> is web-based. It has a far <b>better</b> collaboration system than <b>PowerPoint</b> does. It allows more than one person to work on a presentation at the same time.</p>	<p><u>Organizing skill, Presentation skills and Creativity.</u></p> <p>Encourage your child to make a Sway presentation on monuments of your country.</p> <p>Design a newsletter for your class.</p>	<p><a href="#">sway-office</a></p> <p><a href="#">Microsoft sway 2</a></p> <p><a href="#">Sway tutorial</a></p>
<p><b>Arabic for Arabs</b></p>	<p><b>*مساومة الثعلب</b></p> <p>أن يفسر التلميذ المفردات الجديدة في القصة . أن يقرأ التلميذ قراءة جهرية سليمة مراعيًا التنغيم والضبط السليم . أن يجيب التلميذ عن أسئلة تظهر فهمه للفكر الرئيسة والفكر الفرعية مستعينًا بالنص . أن يحدد التلميذ عناصر القصة .</p> <p><b>* الحيوان خلق</b></p> <p>أن يوظف التلميذ المفردات الجديدة في النص في سياقات جديدة . أن يطرح التلميذ أسئلة عن الفكرة الرئيسة والفكر الفرعية في نصوص شعرية مبدئيًا رأيته في المضمون . أن يحدد التلميذ بعض الجماليات في النص . أن يميز التلميذ بعض الأساليب الإنشائية والخبرية .</p>	<p>يستطيع السيد ولي الأمر أن يساعد الطالب عن طريق: حث التلميذ على استخدام الكلمات الجديدة في تعبيراته داخل المنزل. مساعدة التلميذ على القراءة السليمة لقصة " مساومة الثعلب" مساعدة التلميذ في الربط بين خبراته ومعلوماته السابقة وبين ما يتعرفه من معلومات جديدة. مساعدة التلميذ في كيفية جمع كلمات من المحيط الذي حوله وتوظيفها في سياقات جديدة . يمكن لولي الأمر الدخول من خلال الرابط المرفق لموقع قناة اللغة العربية والتربية الإسلامية الخاص بمدرسة ونشستر ومتابعة التسجيلات الخاصة بالدروس ومشاركتها مع التلميذ وتدوين ما تعلمه في دفتره المدرسي.</p>	<p><a href="#">منصة أقرأ بالعربية</a></p> <p><a href="#">قناة اللغة العربية والتربية الإسلامية بمدرسة ونشستر</a></p>



# The Winchester School

## Year 3 Family Learning Newsletter June 2022



<p>Arabic for Non Arabs</p>	<p><b>Hobbies (الهوايات)</b></p> <p>To create sentences about hobbies. To describe hobbies using new vocabulary and adjectives. To express opinion about different hobbies. To compare different hobbies.</p> <p><b>The weather (الطقس)</b></p> <p>To create sentences about the weather. To describe the weather in the four seasons. To express opinion about the weather in Dubai. To compare the weather in the four seasons.</p>	<p>In every lesson, we provide the students with new words with their meanings. These words will help your child memorize and use them in sentences of his/her own.</p> <p><b>Ask</b> your child to speak about his favourite hobbies.</p> <p><b>Ask</b> your child to describe hobbies and the weather case and discuss what he prefers.</p> <p><b>Go</b> through the links on the Arabic YouTube channel so that you can help your child learn more at home about the topic.</p>	<p><a href="#">I Read Arabic</a></p> <p><a href="#">Arabic and Islamic YouTube Channel</a></p>
<p>Islamic for Arabs</p>	<p><b>رعاية المحتاجين</b></p> <p>أن يشرح التلميذ مفهوم ذوي الحاجة أن يبين التلميذ دور دولة الإمارات في رعاية المحتاجين أن يدلل التلميذ على ثواب رعاية المحتاجين والفقراء</p> <p><b>نعمة الماء</b></p> <p>أن يبين التلميذ أهمية الماء كمصدر للحياة أن يدلل التلميذ من القرآن والسنة على فضل نعمة الماء للإنسان</p> <p><b>العمل الصالح</b></p> <p>أن يستنتج التلميذ المعنى الإجمالي للآيات الكريمة أن يستنتج التلميذ بعض الأعمال الصالحة من الآيات الكريمة</p>	<p>حث التلميذ على مساعدة المحتاجين. حث التلميذ على الحفاظ على الماء. تشجيع التلميذ على الاقتداء بأخلاق الرسول والصحابة الكرام حث التلميذ على الأعمال الصالحة قولاً وفعلاً .</p> <p>يمكن لولي الأمر الدخول من خلال الرابط المرفق لموقع قناة اللغة العربية والتربية الإسلامية الخاص بمدرسة ونشستر ومتابعة التسجيلات الخاصة بالدروس ومشاركتها مع التلميذ وتدوين ما تعلمه في دفتره المدرسي.</p>	<p><a href="#">قناة اللغة العربية والتربية الإسلامية بمدرسة ونشستر</a></p>



# The Winchester School

## Year 3 Family Learning Newsletter June 2022



<p>Islamic for Non Arabs</p>	<p><b>Unit 5</b>  <b>Lesson 5:</b> Surah At-Teen.          Learning Objectives:          To read the Surah properly and correctly          To clarify the meanings of terms mentioned in the Surah.          To explain the overall meaning of the Holy Surah.</p> <p><b>Unit 6</b>  <b>Lesson 2:</b> Ties of kinship.          Learning Objectives:          To read the Noble Hadith from Memory.          To explain the overall meaning of the Hadith.          To infer the guidelines contained in the Noble Hadith.</p> <p><b>Unit 6:</b> the prophet loves his neighbors          To explore the manners, we should show to neighbors.          To explain the verses and hadith of the topic.</p>	<p>Encourage your child to memorize Surat At-Teen          Encourage your child to follow the guidelines in the hadith of Prophet (PBUH).          Talk to your child about the relationship between family and relatives and how it is important for every Muslim.          Encourage your child to learn the meaning of Surah At-Teen.          Encourage your child to be a good example of good manners in life.          Go through the links on the Arabic YouTube channel so that you can help your child learn more at home about the topic.</p>	<p><a href="#">Arabic and Islamic YouTube Channel</a></p>
<p>Music Year03 (Kiko)</p>	<ul style="list-style-type: none"> <li>Improving children’s confidence and musicality through singing actions songs and chanting rhymes.</li> <li>Improving on listening skills and recalling.</li> <li>Playing with a recorder</li> <li>Reading Notes</li> </ul>	<ul style="list-style-type: none"> <li>Encourage the child sing action songs at home.</li> <li>Ask the child to perform the songs we learned in school.</li> <li>Help the child choose which other songs they know aside from the songs taught in school and let them invent their own singing actions.</li> <li><u>Encourage your child to practice recorder at home</u></li> </ul>	<p><a href="https://www.timeout.com/new-york-kids/music/best-kids-songs">https://www.timeout.com/new-york-kids/music/best-kids-songs</a></p> <p><a href="https://www.youtube.com/watch?v=yNzwF04WCOA">https://www.youtube.com/watch?v=yNzwF04WCOA</a></p>



# The Winchester School

## Year 3 Family Learning Newsletter **June 2022**



<b>Music Year03</b>  (Sunil)	Revision of “Mary had a little lamb ” and “I love you song “ Sight reading and rhythm making	<ul style="list-style-type: none"><li>• Let the child practice at home, even though there will be squeaking.</li><li>• Be an audience. But better also check if the child is holding the recorder properly.</li></ul>	
<b>Music Year03</b>  (Joyson)	<ul style="list-style-type: none"><li>• Improving child’s confidence and musicality through music letter names reading for beginners.</li></ul> We explore the music notes in a specific song “twinkle twinkle”. So that they are able to play in the recorder	<ul style="list-style-type: none"><li>• Let the child understand the music note and the finger position on the recorder.</li><li>• Ask the child to perform it with the beat. Below mentioned link is for the beats.</li><li>• <a href="#">80 BPM - Simple Straight Beat - Drum Track - YouTube</a></li></ul>	<a href="#">Twinkle Twinkle Little Star (D Major) - Recorder Tutorial</a> 🎵 <a href="#">EASY Song - YouTube</a>



# The Winchester School

## Year 3 Family Learning Newsletter June 2022



<p><b>Physical Education</b></p>	<p><b><u>Physical fitness test:</u></b></p> <p>During physical fitness test the focus is on to assess their Physical fitness abilities in endurance, flexibility, coordination, strength, balance etc.</p> <p><b><u>PE Assessments:</u></b></p> <p>Focus is on to assess their knowledge about Physical fitness and their previous topics.</p>	<p><b><u>Talk and Encourage the children to do the following:</u></b></p> <ul style="list-style-type: none"><li>• 50 mts Race</li><li>• Burpees</li><li>• Squats</li><li>• Plank</li><li>• One Leg Hopping</li><li>• Tree pose</li></ul> <p><b><u>Talk and encourage the children to revise all the previous topics taught in the school.</u></b></p>	<p><b><u>Useful sites:</u></b></p> <p><a href="https://youtu.be/xi7TQ6xTjnU">https://youtu.be/xi7TQ6xTjnU</a></p> <p><a href="https://www.youtube.com/channel/UCTlwFB4ciFi5ZClu-VlwaOg">https://www.youtube.com/channel/UCTlwFB4ciFi5ZClu-VlwaOg</a></p> <p><a href="http://www.pecentral.org">www.pecentral.org</a></p>
----------------------------------	------------------------------------------------------------------------------------------------------------------------------------------------------------------------------------------------------------------------------------------------------------------------------------------------------------------------------------------------	-------------------------------------------------------------------------------------------------------------------------------------------------------------------------------------------------------------------------------------------------------------------------------------------------------------------------------------------------------	--------------------------------------------------------------------------------------------------------------------------------------------------------------------------------------------------------------------------------------------------------------------------------------------------------------------------

