




The Winchester School

Family Learning Newsletter -Year 6- June 2022



Area of Learning	Focus	Home activities/How can you help your child at home	Useful website
<p>Literacy</p>	<p>Spelling</p> <p>To use words with the /i/ sound spelt 'ei' after 'c'.</p> <p>To spell homophones and near homophones.</p> <p>Punctuations</p> <p>To analyze and understand the use of hyphens.</p> <p>To use punctuation mark accurately in complex sentences.</p>	<p>Share with your child a few words that sounds /i/ but spelt 'ei' and 'c'. Have a discussion on the difference in the way the word is pronounced and its real spelling. Talk about the strategies to learn the word and spell them accurately using the note book.</p> <p>Encourage your child to recognize homophones. They are words that have the same sound but different meanings and different spellings. Some homophone pairs can be told apart because one of the words is a verb and the other one is a noun. Eg :- advice –noun, advise - verb</p> <p>Talk about the Hyphens' main purpose which is to glue words together. To share with the children that we hyphenate two or more words and make them into a compound adjective or noun. Eg:- <i>an off-campus apartment, state-of-the-art design</i>. Ask the children to identify the use of hyphen from the text.</p> <p>Encourage your child to use comma, colon and semicolon. Show simple sentences from various</p>	<p>Silent words quiz</p> <p>Suffixes and prefixes</p> <p>https://www.youtube.com/watch?v=rQuWqcVzqUU</p> <p>https://www.proprofs.com/quiz-school/story.php?title=homophones_2</p>  <p>punctuation</p>



The Winchester School

Family Learning Newsletter -Year 6- June 2022




	<p>Grammar</p> <p>To revisit the use of passive voice.</p> <p>To investigate connecting words and phrases.</p> <p>Text Level: Language Analysis</p> <p>Phantom Tollbooth</p> <p>How to write like an author?</p> <p>To use a range of oral and aural techniques to investigate the writing styles of different authors, including drama and reading with expression.</p>	<p>books/ magazines/ newspapers for better understanding. Now write simple sentences on sentence strips and encourage your child to join the sentences meaningfully using appropriate punctuation.</p> <p>Talk to your child that we say a verb is in the passive voice when the subject of the sentence is acted on by the verb. The places of subject and object in sentence are inter-changed in passive voice. Eg:- A song is sung by him.</p> <p>Share with your child the use of connectives. They are joining words, and are used to connect phrases together into longer sentences.</p> <p>Encourage your child to use connectives to improve the flow of their writing.</p> <p>Talk to your child about the author they like the most. What is this book about? Why are you interested in reading it? What does the author of this book want us to know or think? Does he or she want us to believe in something?</p> <p>Encourage your child to think about, What is the author 's focus in the story? Let the child think about</p>	<p>https://quizizz.com/admin/quiz/5c5c3bb5b07a47001a4fc66a/punctuating-complex-sentences</p> <p>passive voice</p> <p>passive voice board game</p> <p>connectives</p> <p>Phantom tollbooth</p>
--	--	---	---



The Winchester School

Family Learning Newsletter -Year 6- June 2022



	<p>To identify and describe the writing styles of different authors.</p> <p>To write an imaginative story experimenting with some of the author techniques identified.</p> <p>To write a chapter in the style of an author.</p> <p>To explore the Genre and the features to substantiate the genre by exploring phantom tollbooth.</p> <p>To further interpret the characterization, setting and imagery used.</p> <p><u>Moral Education Link</u></p> <p>Recognizing others Points of View</p>	<p>the ways in which the author has used words and images to communicate their message.</p> <p>Share with the child your opinion about the books as well as ask the child to talk about his opinion about the decisions in the book, whether it is fair.</p> <p>Discuss with your child how a character behaves in different situations.</p> <p>Encourage your child to identify the 5 Parts of a story.</p> <p>Encourage your child to empathise and sympathise with the characters.</p> <p>Talk to you child and point out the emotions of others. Show the child when another child is crying and talk about how he feels and why he feels that way. ...</p> <p>Read books and talk about how the characters may be feeling in the book. ...</p> <p>Talk about your own emotions. ...</p> <p>Help the child problem-solve situations to make someone feel better.</p>	 <p>https://quizizz.com/admin/quiz/5aaae2bc4d19bd001bf96864/the-phantom-tollbooth</p> <p>https://www.youtube.com/watch?v=rW4DtZGxiqQ</p> <p>https://www.youtube.com/watch?v=n0ceZ5NglbQ</p>
--	---	---	--



The Winchester School

Family Learning Newsletter -Year 6- June 2022



	<p><u>Listening & Speaking Skills</u></p> <p><u>Listening: Making Inference</u></p> <p>To infer and interpret the main idea from the comprehension.</p>	<p>Encourage your child to respond to literal, deductive and inferential questions created to help comprehend the audio to develop the understanding of the text.</p>	
<p>Numeracy</p>	<p>Geometry- Position & Direction</p> <div data-bbox="401 664 634 868" data-label="Image"> </div> <p>To use coordinates to describe the position of shapes in all four quadrants.</p>	<p>Encourage your child to play this game.</p> <ul style="list-style-type: none"> Take turns to roll the two dice and toss the coins to determine a set of coordinates, e.g. 3 and 2p heads, 5 and 1p tails gives (3, -5) Colour that coordinate in. It does not count if thrown again. Play for 10 turns each and then add up the scores. Scoring system: 0 for outside the outer square, 1 on the line of the outer square, 2 inside the outer square, 3 on the line of the inner square, 4 inside the inner square. Player with the higher score wins. <div data-bbox="900 945 1297 1333" data-label="Figure"> </div> <div data-bbox="1306 1027 1539 1284" data-label="Text" style="border: 1px solid black; padding: 5px;"> <p>You will need:</p> <ul style="list-style-type: none"> two 1-6 dice two different coins, e.g. 2p for the x- and 1p for the y- coordinates – heads positive, tails negative </div> <p>Activity.</p>	<div data-bbox="1633 542 2011 889" data-label="Figure"> </div> <p>Position and direction - geometry</p> <p>Games:</p> <p>Coordinate</p> <p>planes: Show the coordinates</p>

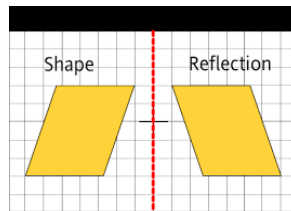


The Winchester School

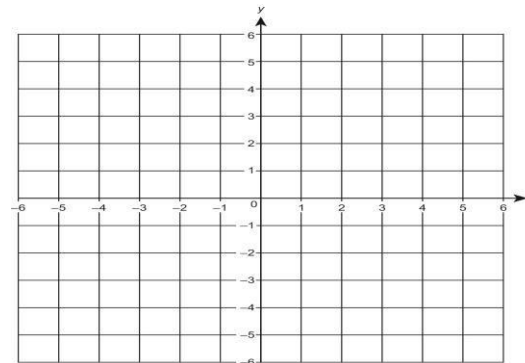
Family Learning Newsletter -Year 6- June 2022



- Roll the dice twice to give a coordinate in the first quadrant.
- Repeat twice more and plot the coordinates to give a triangle.
- Use a ruler to draw the triangle sides.
- Reflect in the x - and y -axes to give two new triangles.
- Work out the coordinates for these triangles.
- Rub out and repeat.



To draw and reflect simple shapes on the co- ordinate plane.
To draw and translate simple shapes on the coordinate plane.



Challenge:

How do you number the axes to show four quadrants?

What do the coordinates (2, 1) become when reflected in the x -axis? (2, -1)

[General](#)

[Coordinates](#)

[Ipad Apps](#)

[Grid-lines-ordered-pair-game](#)

[itunes.app area](#)



The Winchester School

Family Learning Newsletter -Year 6- June 2022



Plot the shape with the following co-ordinates:

(4,2) (5,2) (4,1) (2,1) (1,2) (4,2) (4,5) (2,3) (6,3) (4,5)

Reflect this shape in the y-axis.

Write down the co-ordinates of the new shape (the 'image').

New Shape co-ordinates:

(,) (,) (,) (,) (,)

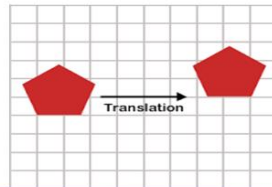
(,) (,) (,) (,) (,)

Be careful with those negatives!



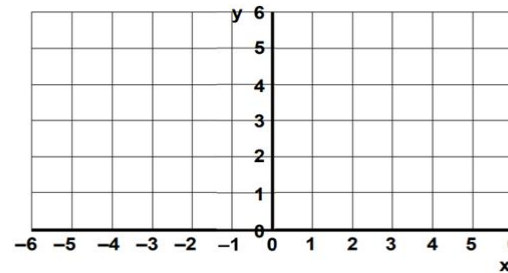
Can you now draw your own axes and reflect a shape you have designed?

Do not forget to write down the co-ordinates.



Challenge

Here is a grid with positive and negative numbers on the x-axis and just positive numbers on the y-axis.





The Winchester School

Family Learning Newsletter -Year 6- June 2022




Science	Atom: Describe that atom can be divided into its subatomic parts. Compare the properties of elements, compounds, atoms and ions. Explore the salient features of the Periodic Table.	Talk and discuss: Ask the child: Why is it difficult to see an individual atom? Discuss with the child: Atoms are the building blocks of everything. Everything is made of atoms. Atoms can be neutral, positively charged, or negatively charged. Positively and negatively charged atoms are called ions. Atoms can form strong bonds with each other, making molecules. A pure substance made from only one type of atom is called an element. Elements are listed on the periodic table. Elements can combine to make compounds. Examples <ul style="list-style-type: none">• Water (H₂O) molecules contain one oxygen atom and two hydrogen atoms. Here, the oxygen atom is red and the hydrogen atoms are white.	https://www.youtube.com/watch?v=jMW_0Ro6b5c https://www.youtube.com/watch?v=VOQzWLeZoEc https://www.youtube.com/watch?v=AO_p7W1tpNI https://www.bbc.co.uk/bitesize/topics/zstp34j/articles/zc86m39
----------------	--	--	--



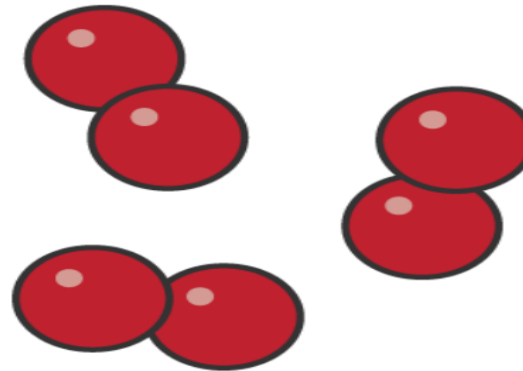
The Winchester School

Family Learning Newsletter -Year 6- June 2022



Water molecules

- An oxygen molecule always exists as a pair of atoms.



An oxygen molecule

Explore:

- What is the relationship among atoms, elements and compounds?



The Winchester School

Family Learning Newsletter -Year 6- June 2022



		<ul style="list-style-type: none">Elements of periodic table.	
Arabic for Arabs	<p>أحلام لبيب السعيدة الفصول من 9 : 12) رواية) أن يميز المتعلم بين القصة والرواية أن يفسر المتعلم كلمات وتراكيب وأساليب من النص في سياقاتها . أن يحدد المتعلم أساليب خبرية في النص أن يحلل المتعلم رواية محددا عناصرها. كتابة مقال (تعبير إبداعي) أن يكتب المتعلم مقالا أدبيا أو صحفيا . الهمزة المتوسطة أن يكتب المتعلم كلمات بها همزة متوسطة كتابة صحيحة الجملة الفعلية – إعراب الفعل والفاعل أن يميز المتعلم بين نوعي الجمل. أن يوظف المتعلم الجملة الفعلية في تحدته وكتابات الإبداعية مع الضبط وفقا لقواعد النحو.</p>	<p>مساعدة التلميذ في البحث عن لغويات النص بالمعجم على الإنترنت و يحلل رواية . مساعدة التلميذ في كتابة ملخص للرواية بالمنزل . مساعدة التلميذ في تحديد التلميذ التطور المكاني والزمني والعقدة في الرواية مساعدة التلميذ في قراءة الرواية وتحديد الفكرة الرئيسة مساعدة التلميذ في كتابة مقال أدبي أو صحفي . مساعدة التلميذ في كتابة كلمات بها همزة متوسطة تدريبه على إعراب وتوظيف الجملة الفعلية في كتاباته الإبداعية مع الضبط وفقا لقواعد النحو. يمكن لولي الأمر الدخول من خلال الرابط المرفق لموقع قناة اللغة العربية والتربية الإسلامية بمدرسة ونشستر ومتابعة التسجيلات الخاصة بالدروس ومشاركتها مع التلميذ وتدوين ما تعلمه في دفتره المدرسي.</p>	<p>منصة أقرأ بالعربية قناة اللغة العربية والتربية الإسلامية بمدرسة ونشستر</p>
Arabic for Non Arabs	<p>UAE in the past and in the present) الإمارات قديماً وحديثاً) To compare between the UAE aspects of life in the past and in the present. To distinguish the landmarks of the UAE in the past and in the present.</p>	<p>Encourage your child to memorize their new vocabulary about the new topic (the hobbies) from the Arabic notebook and book (dictionary). Talk to your child about the school and UAE. Ask your child about his opinion regarding his school and UAE. Ask your child to describe their favourite trips.</p>	<p>I Read Arabic Arabic and Islamic YouTube Channel</p>



The Winchester School

Family Learning Newsletter -Year 6- June 2022



	<p>To describe the monuments and landmarks of the UAE in the past and in the present.</p> <p>To design identification cards for the UAE.</p> <p>To clarify the causes of the UAE progress.</p> <p>Trips (الرحلات)</p> <p>To write sentences about different trips.</p> <p>To make a dialogue about different trips.</p> <p>To compare between two trips.</p> <p>To make a paragraph about the trips.</p> <p>To express the opinion of different trips.</p>	<p>Go through the links on the Arabic YouTube channel so that you can help your child learn more at home about the topic</p>	
Islamic for Arabs	<p>السيدة عائشة أم المؤمنين -رضي الله عنها -</p> <p>أن يتعرف التلميذ شخصية السيدة عائشة رضي الله عنها .</p> <p>أن يبين التلميذ دور السيدة عائشة في خدمة الاسلام والمسلمين.</p> <p>أن يستنتج التلميذ أهمية دور المرأة في خدمة المجتمع.</p> <p>التفكير العلمي</p> <p>أن يبين التلميذ أهمية البحث في تحصيل المعرفة أن يوضح التلميذ شروط البحث العلمي.</p> <p>أن يدلل التلميذ على أهمية البحث في حياة الانسان.</p> <p>قدرة الله تعالى (سورة الملك)</p> <p>أن يفسر التلميذ معاني مفردات الآيات الكريمة.</p> <p>أن يستنتج التلميذ فوائد التوكل على الله.</p>	<p>يساعد ولي الأمر الطالب في تطبيق ما جاء في الدرس في حياته اليومية.</p> <p>حث الطالب على الأعمال الصالحة .</p> <p>مشاركة فيديوهات عن صلاة السيدة عائشة ، قدرة الله .</p> <p>مساعدة التلميذ في معرفة أحكام التلاوة الصحيحة للقرآن الكريم .</p> <p>يمكن لولي الأمر الدخول من خلال الرابط المرفق لموقع قناة اللغة العربية والتربية الإسلامية الخاص بمدرسة ونشستر ومتابعة التسجيلات الخاصة بالدروس ومشاركتها مع التلميذ وتدوين ما تعلمه في دفتره المدرسي.</p>	<p>قناة اللغة العربية والتربية الإسلامية</p> <p>بمدرسة ونشستر</p>



The Winchester School

Family Learning Newsletter -Year 6- June 2022




	أن يوضح التلميذ كيفية شكر الله على نعمه.		
Islamic for Non Arabs	<p>Lesson 1: the battle of Uhud</p> <p>To explain the motives behind the battle of Uhud.</p> <p>To infer the lessons learnt from the battle with reference to Quran, Sunnah and Sirah</p> <p>Lesson 2: The 5th pillar of Islam: Hajj</p> <p>To explain the pillar of hajj (steps)</p> <p>To clarify the conditions of performing hajj.</p> <p>To infer the rewards of hajj with reference to Quran, Sunnah and Sirah</p>	<p>Encourage your child to watch or read about the battle of Badr.</p> <p>Share with him the motives of this battle and its result.</p> <p>Share with him or her the lessons Muslims learnt from this battle.</p> <p>Encourage your child to design a model for hajj explaining the steps and the places.</p> <p>Share with your child the wisdom from performing hajj.</p> <p>Look for verses from Quran showing the importance of Hajj in Islam.</p> <p>Go through the links on the Arabic YouTube channel so that you can help your child learn more at home about the topic</p>	<p>Arabic and Islamic YouTube Channel</p>
<p>Humanities</p> <p>Geography</p> <p>Mapping Skills</p>	<p>To use eight compass points to describe routes on a map.</p> <p>To plan a journey using the eight compass points and six-figure grid references.</p> <p>To explore how land use has changed over time.</p>	<p>Encourage your child to give directions using the eight compass points.</p> <p>Encourage your child to research six-figure co-ordinates for a location in the UAE.</p> <p>Share with your child why human and physical characteristics of a place has changed with time.</p>	<p>Compass Points</p> <p>Planning a route</p> <p>Change in the land use</p> <p>Symbols</p> <p>Atlases</p>



The Winchester School

Family Learning Newsletter -Year 6- June 2022



	<p>To use a key to describe features on an Ordnance Survey map.</p> <p>To find information in an atlas using the index and simple co-ordinates.</p>	<p>Talk with your child about features on an Ordnance Survey map.</p> <p>Encourage your child to find a location on a map by using simple co-ordinates.</p>	<p>Key Vocabulary-</p> <p>compass, North, South, East, West, North East, South East, South West, North West, Silva compass, past, present, similarities, differences, key, symbol, Ordnance Survey, atlas, index, co-ordinates, latitude, longitude.</p>
<p>UAE SST</p>	<p>Health and Medicine</p> <p><u>Key vocabulary:</u></p> <p>hygiene, surgery, specialization, instruments</p> <p>-Cordoba – Islamic Architecture</p> <p><u>Key vocabulary:</u></p> <p>arch, dome, Cordoba, Umayyad Dynasty, Mihrab</p> <p>End of the Golden Age</p>	<p>Talk with your child about the main medical achievements in the Golden Age of Islamic Civilization.</p> <p>Encourage your child to describe the Umayyad Dynasty and its capital Cordoba.</p>	 <p>Islamic contributions to medicine</p> <p>The Islamic world in the Middle Ages</p>



The Winchester School

Family Learning Newsletter -Year 6- June 2022



	<p><u>Key vocabulary:</u></p> <p>decline, Mongols, invasion, Ibn Battuta, analysis</p> <p>Project</p> <p><u>Key vocabulary:</u></p> <p>achievement</p>	<p>Share with your child some of the possible reasons for the end of the Golden Age of Islamic Civilization and the role of explorers from the Islamic world.</p> <p>Encourage your child to present a poster, PowerPoint, story board or a report on a person, place or dynasty from the period of the Golden Age of Islamic Civilization.</p>	<p>Islamic Architecture</p> <p>Ibn Battuta the Muslim explorer</p> <p>Science and innovation in the Golden Age of Islamic Civilization</p>
<p>French</p>	<p><u>Reading comprehension</u></p> <p>To read and comprehend a passage and answers to questions.</p> <p><u>Recap:</u></p> <p>To recap important topics and grammar rules.</p>	<div data-bbox="898 748 1213 850" data-label="Image"> </div> <p>About grammar rules such as verbs in Present tense, prepositions.</p> <div data-bbox="898 1068 1213 1208" data-label="Image"> </div> <p>Create your own poster about your favorite topics you have learned this year.</p>	<p>Ma famille - Texte français (lingua.com)</p> <p>La maison de Ben - Texte français (lingua.com)</p> <p>Les vêtements - Texte français (lingua.com)</p> <div data-bbox="1606 1208 1808 1338" data-label="Image"> </div>



The Winchester School

Family Learning Newsletter -Year 6- June 2022



Encourage

Students to keep exploring the links given.

<https://quizlet.com/13988782/equipe-nouvelle-1-unit-4-flash-cards/>

<https://quizlet.com/372687807/la-meteo-flash-cards/>

<https://quizlet.com/236421342/les-vetements-flash-cards/>

<https://quizlet.com/gb/339719880/french-regular-er-verbs-flash-cards/>

Key verb (être – to be):
<https://www.youtube.com/watch?v=z2IrJ0DB0Xg>

Key verb (avoir – to have):
https://www.youtube.com/watch?v=3kWwS1_Kark

Key verb (aller – to go):
<https://www.youtube.com/watch?v=yOafFb0ZNdM>

Physical Education

Physical Fitness Test:

Students will be attending their ongoing assessment/Physical fitness test.

Talk and Encourage the children to do the following:

Useful sites:

<https://www.youtube.com/watch?v=c4DAnQ6DtF8>

<https://www.youtube.com/watch?v=eF0Sh8vpd6I>



The Winchester School

Family Learning Newsletter -Year 6- June 2022



Encouraging children to be take part in Physical fitness test- Strength, Flexibility, Coordination, Cardio.

Talk and Encourage the children to do the following:

<https://www.youtube.com/watch?v=NmDZ-1AQLmw>



The Winchester School

Family Learning Newsletter -Year 6- June 2022



Sports Quiz:

Students able to develop the ability to understand the rules of the games and current affairs of the sports and games.



[Encouraging children to be take part in Sports quiz competitions to develop knowledge about the games.](#)

[Talk and Encourage the children to do the following:](#)



[Encouraging children to be take part in Sports quiz competitions to develop knowledge about the games.](#)

Sports Quiz:

Students able to develop the ability to understand the rules of the games and current affairs of the sports and games.

Useful sites:

<https://www.youtube.com/watch?v=psKAM2h1NO8>
<https://www.youtube.com/watch?v=cj4FAiNordo>
<https://www.youtube.com/watch?v=TqQe3jeXx6l>

Useful sites:


<https://www.youtube.com/watch?v=aJDmNgJkfNO>



The Winchester School

Family Learning Newsletter - Year 6 - June 2022



	<p>Fun activities:</p> <p>Learn to create some fun activities through physical exercises & body movements.</p>	<p><u>Talk and Encourage the children to do the following:</u></p>  <p><u>Encourage & be part with children to do some fun activities like Make a paper aero planes, Indoor Treasure Hunt, Family orchestra, Hold a sock race.</u></p>	<p>https://www.youtube.com/watch?v=hm0-FwyvVh0</p> <p><u>Useful sites:</u></p> <p>https://www.youtube.com/watch?v=AtKtUKbrnkw</p> <p>https://www.youtube.com/watch?v=LynoDOTBw-Q</p>
<p>Music Year 06 (Kiko)</p>	<p>Improving children’s confidence and musicality through singing actions songs and chanting rhymes.</p> <p>Improving on listening skills and recalling.</p> <p>Playing with a recorder</p>	<p>Encourage the child sing action songs at home.</p> <p>Ask the child to perform the songs we learned in school.</p> <p>Help the child choose which other songs they know aside from the songs taught in school and let them invent their own singing actions.</p>	<p>https://www.timeout.com/new-york-kids/music/best-kids-songs</p> <p>https://www.youtube.com/watch?v=breyIWfW4TQ</p>



The Winchester School

Family Learning Newsletter -Year 6- June 2022




	Reading Notes	<u>Encourage your child to practice recorder at home</u>	
Music Year 06 (Joyson)	Improving child's confidence and musicality through music letter names reading. We explore the music notes in a specific song "Faded". So that they are able to play in the recorder	Let the child understand the music note and the finger position on the recorder. Ask the child to perform it with the beat. Below mentioned link is for the beats. <u>80 BPM - Simple Straight Beat - Drum Track - YouTube</u>	<u>Faded Recorder / Flute Tutorial (Verse and Chorus) - YouTube</u>
Music Year 06 (Sunil)	Revision of "UAE national anthem" on recorder, sight reading and rhythm making.	Let the child practice at home, even though there will be squeaking. Be an audience. But better also check if the child is holding the recorder properly.	
ICT	App Making LEARNING OBJECTIVES To research about various applications used in education To explore the advantages of using Apps in education	Health & Safety General safety in using a computer and e-safety rules, particularly if accessing the Internet. Encourage good posture when sitting at the computer. • Encourage your child to research about various apps used in education	<u>Benefits Of Using Mobile Apps In Education - eLearning Industry</u> <u>24 Best Apps For Teachers and Educators 2021 - Teacher Apps (redbytes.in)</u>



The Winchester School

Family Learning Newsletter -Year 6- June 2022




		<ul style="list-style-type: none"> • Motivate your child to research about various advantages of using Apps in education and create a power point presentation based on this. 	
<p>Moral Education</p>	<p>Theme: Personality and morals.</p> <p>Unit : Taking Responsibility for Oneself and Others</p> <p>To recognize the factors that affect self-confidence and self-respect and understand how to develop resilience</p> <p>To present and discuss ideas about identity and how the attitudes and actions of others can affect individual's sense of self-worth positively or negatively.</p> <p>Key vocabulary:</p> <p>Responsibility: Performing duties, sharing, cooperating and aiding others in the family, school and community.</p>	<p>Talk to your child to create an awareness of the needs of others, including vulnerable groups (such as the elderly) and provide practical support and consideration and support</p> <p>Encourage your child to present and discuss ideas about identity and how the attitudes and actions of others can affect individual's sense of self-worth positively or negatively.</p> <p>Share with your child the real life examples where people take responsibilities and how each member in the family can practice self-responsibility.</p> <p>Activity: Household work is our responsibility.</p> <p>The family meets together in order to discuss responsibilities in the house.</p>	<p>www.moraleducation.ae</p> <p>www.goodchoicesgoodlife.org/choices-for-young-people/accepting-responsibility-/</p> 



The Winchester School

Family Learning Newsletter -Year 6- June 2022



	<p>Self-responsibility: Setting goals for success and self-realization in personal, educational and professional life.</p> <p>Taking responsibility:</p> <p>Recognizing one's obligations and willingly fulfilling them.</p> <p>Perseverance: Continually conducting work and trying until the objective is achieved.</p>	<p>Everyone draws a list of tasks that should be conducted in the house.</p> <p>On a piece of coloured paper, each family member writes down the tasks they will perform.</p> <p>Family members discussed the tasks assigned to each of them, and vote on whether the individual's performance is good or needs to be improved.</p> <p>Family members provide suggestions to improve the performance of an individual who does not do well.</p> <p>Every family member undertakes to carry out their responsibilities by signing the main list of tasks.</p>	
--	--	--	---