
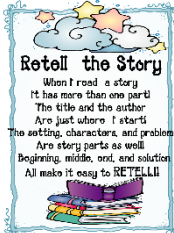












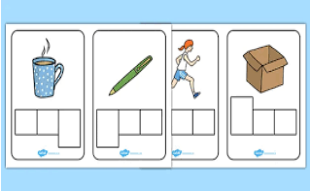


The Winchester School
Family Learning Newsletter (FS 2) – March 2022



Area of learning	Focus	Home activities/How can you help your child at home	Useful website
<p>Communication and Language</p>	<p>Listening and attention. Make comments about what they have heard and ask questions to clarify their understanding</p> <p>Understanding Demonstrate understanding of what has been read to them by retelling stories and narratives using their own words and recently introduced vocabulary.</p> <p>Speaking Express their ideas and feelings about their experiences using full sentences including use of past, present and future tenses.</p>	<p>Encourage your child to set up a table for a tea party. Let your child invite their friends for a tea party at home. Model hosting a tea party and talking to guests and Encourage the child to linger and converse over their drinks and snacks.</p> <p>Narrate stories to your child Encourage them to illustrate the story in their own words using new vocabulary. Can they sequence the story correctly? Can they retell the story in their own words? Can they give a new title and ending to the story?</p> <p>Display pictures and photographs showing familiar events, objects and activities and talk about them with your child. Encourage children to use words like and, because etc. in their sentences. Give your child thinking time. Wait for them to think about what they want to say and how they want to put their thoughts into words, without jumping too soon to say something yourself.</p>	<p></p> <p>Listening Skills</p> <p></p> <p>Stories</p> <p></p>

<p>Prime Area Personal, Social and Emotional Development</p>	<p>Making Relationships: Form positive attachments to adults and friendships with peers</p> <p>Sense of Self: Be confident to try new activities and show independence, resilience and perseverance in the face of challenge.</p> <p>Understanding emotions: Understands their own and other people’s feelings, offering empathy and comfort.</p>	<p>Encourage your child to practice sharing, taking turns, resolve conflicts, and feel the joy of friendship. You can use playtime with peers to nurture relationship-building skills by: asking children to imagine how their behaviour might affect others: “I see that you told Greta that she can’t play ball with you. How do you think that made her feel?”</p> <p>Encourage your child to take on tasks they show interest in, then make sure they follow through to complete it. Ask then why they like a particular activity.</p> <p>Encourage your child to think about issues from the viewpoint of others. Make time to listen to your child respectfully and explain to him/her why this is important. Encourage your child to do a self-analysis and make a list of things, which make them uneasy. For e.g. When someone has taken their toy without asking or if someone tears their story book. Talk about how they are going to solve these problems</p>	<p>Making Relationship</p>  <p>Be confident</p>  <p>CONFIDENT KIDS A Performing Arts Preschool Program</p>  <p>Feelings Song</p>
<p>Physical Development</p>	<p>Moving and handling: Demonstrate strength, balance and coordination when playing;</p> <p>Health and self-care: Manage their own basic hygiene and personal needs, including dressing, going</p>	<p>Engage your child in a variety of activities where they can practice moving in different ways and at different speed, balancing, target throwing, rolling, kicking and catching etc.</p> <p>Talk about hygiene, how we must brush our teeth before sleeping, wash our hands before eating, comb our hair, trim our nails etc.</p>	 <p>Learn how to balance</p>  <p>PERSONAL HYGIENE</p> <p>Hygiene Habits</p>

	to the toilet and understanding the importance of healthy food choices.	Encourage your child to have a healthy routine everyday by sleeping on time and eating a healthy diet.	 <p>Healthy Eating</p>
<p>Specific Area Literacy</p>	<p>Reading Read aloud simple sentences and books that are consistent with their phonic knowledge, including some common exception words.</p> <p>Stories Oi get off our train Mr. Grumpy’s motor car Mr. Grumpy’s outing</p> <p>Writing: Write simple phrases and sentences that can be read by others.</p> <p>Jolly Phonics</p>	<p>Share and read words and simple sentences. Provide varied texts and encourage children to use all their skills including their phonic knowledge to decode words. Encourage children to find out complex words using dictionaries and newspapers. Provide varied texts and Encourage your child to use his/her skills including their phonic knowledge to decode words</p> <p>Encourage to read more books on animals: endangered animals farm animals, underwater animals etc. Help children to talk about different stories and discuss how they will act, what part each child will play and what materials they will need. Set up a stage at home and enact a story. Include props, simple dialogues, costumes etc. Share and read information books on different animals. Try to find out the different features of each animal. Ex. Day and night animals. Look at websites with pictures and stories of animals. Encourage your child to go through the picture galleries and recognise the different animals. Talk about endangered, extinct, farm and wild animals.</p> <p>Encourage your child to label their drawings by saying the word slowly and then focusing on each sound to make that word. To encourage your child in writing simple sentences using HF words. For example. The cat is big. The car is red, etc. Share fun ways of encouraging your child to practice writing their labels and captions. e.g. Draw it on the playground with chalk and ask them to paint over it with water. Plan interesting opportunities for writing e.g. get-</p>	<p>Jolly Phonics Set 5</p>  <p>oi get off our train</p>  <p>Mr. Grumpy's Motor car</p>   <p>CVC Words Segment and Blend</p> <p>Sight words sentences</p>

Introduce letter sound of Jolly phonics 'ch, sh, th, th, qu, ou, oi, ue, er, ar' recap of letters phonics 'ch, sh, th, th, qu, ou, oi, ue, er, ar' Blending consonant, vowel, consonant (CVC) words for reading and writing. High frequency words – are, you, were, her.

well cards to children who are ill. Praise your child for trying to segment, and reassure them the writing doesn't have to be perfect

Encourage your child to find objects around the house with the letter sounds 'ch, sh, th, th, qu, ou, oi, ue, er, ar'. Cut pictures from pamphlets, old books for letter sounds e.g. chair, shut, think and thumb, queen, mouth, soil, blue, sister, arch etc. and design a colourful, illustrative 'My Letter Sounds Booklet'.

Encourage your child to form letters using playdough. Allow them to highlight the learnt letter sounds in story books, magazines / newspapers etc. Model and encourage your child to read simple words by sounding out the letter sounds and blending them to make simple words – feather, think, germ, true and farm etc. **Encourage** your child to explore tricky words through games and songs. Ensure that they follow the Look, Cover, Write and Check method to develop mastery over the tricky words.



[Jolly Phonics Set 6](#)
[Jolly Phonics Set 7](#)

Mathematics

Numbers

Automatically recall (without reference to rhymes, counting or other aids) number bonds up to 5 (including subtraction facts) and some number bonds to 10, including double facts.

Help your child to understand that five fingers on each hand make a total of ten fingers altogether, or that two rows of three eggs in the box make six eggs altogether.

Encourage your child to make up their own story problems for other children to solve. Encourage them to use counters. Keep counters on a table within easy reach. Position the whiteboard near the mirror and write the symbols required for two number sentences. Now practice both ways of writing a double number sentence. **Talk** to your child about doubling like if one car has 4 wheels how many wheels 2 cars will have. Try and solve doubling problems using day to day objects.

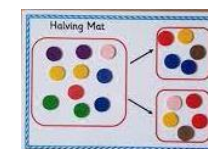
Numerical Patterns:





Compare quantities up to 10 in different contexts, recognising when one quantity



Provide your child with many concrete experiences with hands-on materials that can lead them to a deep



[Doubling and Halving](#)



	<p>is greater than, less than or the same as the other quantity.</p>	<p>understanding of the concept of greater than and less than to do more complex math problems. Play fun one more and one less math game can will help kids develop the concept of more, less or equal to. For example, give them 2 sets of objects. Ask them to say which set has more and which set has less objects without counting. They can then count and check.</p>	 <p>Count and compare</p>
<p>Understanding the World</p>	<p>People and communities Know some similarities and differences between different religious and cultural communities in this country, drawing on their experiences and what has been read in class</p> <p>The world Understand some important processes and changes in the natural world around them, including the seasons and changing states of matter.</p> <p>Technology Develops digital literacy skills by being able to access, understand and interact with a range of technologies.</p>	<p>Help your child to see the ways in which their cultures and beliefs are similar, sharing and discussing practices, resources, celebrations and experiences. Share stories that reflect the diversity of children’s experiences.</p> <p>Talk about different animals. Where are they found? What do they eat? Which animal is found in the desert and in the snow? Why do they survive there? Go to a nearest park or play area and ask your child to look carefully at the different leaves they see. Talk about how are they similar and different? Why do leaves change colour? Talk about different plants, leaves- colours, size, shapes, touch rough/smooth, thick/thin.</p> <p>Encourage your child to use the computer to play games, find stories and search for pictures/ images. Encourage your child to help press the button at the pelican crossing, or speak into the intercom to tell somebody you have come back.</p>	 <p>Community for Children</p>  <p>Living things change</p> 

<p>Expressive Art and Design</p>	<p>Creating with materials Share their creations, explaining the process they have used.</p> <p>Being imaginative and expressive: Perform songs, rhymes, poems and stories with others, and –when appropriate – try to move in time with music.</p>	<p>Provide children with opportunities to use their skills and explore concepts and ideas through their representations. Encourage them to create interesting artwork using paint, colours, junk, etc.</p> <p>Encourage your child to watch nursery rhymes and simple songs on You tube and join in the singing. Encourage them to change the words within the songs.</p>	 <p>Painting Ideas using Everyday objects</p> 
<p>Arabic</p>	<p>1- To distinguish Tashkeel (Arabic vowels) and how to use.</p> <p>2- To know how to write Arabic letters</p> <p>(ظ) zaa (ع) ayaa (غ) ghaa (ف) Faa</p> <p>3- To Know some Arabic words starting with these letters</p> <p>(ظ) zaa (ع) ayaa (غ) ghaa (ف) Faa</p> <p>4- To revise some Arabic letters and words.</p>	<p>1- To encourage your child to practice writing the letters he or she has already learnt at school and draw them.</p>	<p>Arabic alphabets</p> <p>Learn Arabic Writing</p> <p>Learn Arabic numbers</p>

Coming up events:

UAE National Reading month: Tuesday, 1st March 2022
World Wild life Day: Wednesday, 3rd March 2022
International Women’s Day: Tuesday, 8th March 2022
International Day of Maths Monday, 14th March 2022
Emirati Children’s day: Tuesday, 15th March 2022
International Happiness Day: Sunday, 20th March 2022
UAE Mother’s Day/World Poetry Day/ International Day of Forests: Monday, 21st March 2022
World Water Day:
PTM
Spring break:



Tuesday, 22nd March 2022
Monday to Thursday, 21st to 24th March 2022
Mon, 29th March to Fri, 9th April 2022

