





# The Winchester School

## Family Learning Newsletter (Year 2) – March 2022



Area of learning	Focus	Home activities/How can you help your child at home.	Useful websites
<b>Literacy</b>	<p><b>Spelling</b> The /o/ sound represented by the grapheme 'a' after w and qu (e.g.: water, quarter); the /er/ sound represented by the grapheme 'or' after w.</p> <p><b>Punctuation</b> To effectively use punctuation learnt, in stories and other creative writing tasks.</p> <p><b>Longer Poems</b> To speak with clarity and use appropriate intonation when reading and reciting texts. To enforce the knowledge of figurative language. (alliteration, simile). To identify and use rhyme and rhythm in the poem. To compose a poem.</p>	<p>Spelling Detective - Write a small paragraph in which some of the words are wrongly spelt. Encourage your child to be the 'Detective.' If he/ she detects 'all' the misspelt words and spells them correctly, his/her reward is your penalty! You have to write the paragraph once with the correct spellings.</p> <p>Practice Kung Fu punctuation with your child, remind them to use it during big talk mainly using speech marks.</p> <p><b>Talk</b> to your child about the poems they've learnt – both nonsense and classic. <b>Share</b> some of your favourite poems with your child. Together, listen, read and perform poems, identifying rhyme, rhythm and patterned language.</p> <p><b>Encourage</b> Your child to write a simple poem on their own, using rhyming words.</p>	 <p>Flash player link: <a href="#">Spellings using suffixes</a></p> <p><a href="#">Punctuations</a></p> <p><a href="#">Generate a poem</a></p> 
<b>Moral Education</b>	<p>To be familiar with contemporary stories of the UAE.</p> <p>To learn about the identity and heritage of the UAE through contemporary stories.</p>	<p><b>Talk</b> to your child about the heritage of the UAE and compare them with your own.</p> <p><b>Share</b> a few stories of the UAE and your own country.</p> <p><b>Encourage</b> your child to explore the heritage and identity of UAE.</p>	<p><a href="#">Heritage of UAE</a></p>
<b>Numeracy</b>	<p>To solve simple problems in a practical context involving money.</p>	<p><b>Ask</b> your child to create his/her own word problems which helps him/her to better understand the components. Encourage him/her to use of the key</p>	<p><a href="#">Money</a></p>

vocabulary (multiply, altogether, share, take away) that often are used in word problems.



### QUESTIONS TO ASK

What are the least number of coins you can use to make Xp?

Which other coins could you have used to replace the Xp coin?

How many ways can you make 5p/10p/20p?

To solve simple problems in a practical context involving addition and subtraction of money of the same unit, including giving change

**Encourage** your child to add the coins in various ways to get different answers. Encourage your child to explore coins from another country e.g. Dirhams.

Provide your child with some objects and tag the items with prices and **encourage** them to create sums finding the total cost of two or more items, calculating the change left.

e.g. If I have 20 dirhams, list down what are the different things you can buy?

**Talk** and count the different ways:

How many ways can your child make 10 p, 25 p, 15 p, 40 p, or 50 p?

[Money word problems](#)

[Coins](#)



[Money](#)

[Money](#)

[Change Exchange](#)



Ask and answer simple questions by counting the number of objects in each category and interpret and construct simple pictograms, tally charts, block diagrams and simple tables. sorting the categories by quantity.

**QUESTIONS TO ASK**

How many ways can you make 5p/10p/20p?

How many ways can you make 2 aed, 5 aed, 10 aed?

**Talk** to your child about different ways of presenting data. (Tally chart, pictogram, block graphs, etc.)

**Encourage** your child to create a tally chart and record the number of cars in the parking area.

Cars in the Parking area	
Colour	Tally
Red	
Yellow	
Blue	
Green	

- You can also ask your child to record:
- types or colours of clothes in a wardrobe
  - colours of front doors
  - coins in a purse


**QUESTIONS TO ASK**

How do you make a tally mark?

Why is a pictogram called so?

What happens when there are already four tally marks and you want to add a fifth tally mark to that group?

[Data handling](#)




[bar charts](#)




[Interpreting data](#)



	<p>To Investigate if all materials can dissolve in water.</p> <p>To Investigate how different materials can twist and stretch.</p>	<p><b>Talk</b> about the term soluble and insoluble materials and how it can affect their solubility in water.  <b>Encourage</b> your child to investigate with different materials and observe the result.  <b>Share</b> with your children the importance of solubility.</p> <p><b>Talk</b> about the properties of materials.  <b>Encourage</b> your child to investigate with different materials and observe the result.  <b>Share</b> with your children the importance of twisting and stretching in different objects.</p>	<p><a href="#">Solubility</a></p> <p><a href="#">Solubility in water investigation</a></p> <p><a href="#">Bending, stretching, squashing and twisting</a></p> <p><a href="#">Force can change shape</a></p>
<p><b>Arabic for Arabs</b></p>	<p>قصة خالد والعصفور  أن يحدد التلاميذ شخصيات القصة  أن يستخرج التلاميذ المكان والزمان  أن يضع التلاميذ عنواناً آخر للقصة .  أن يقرأ القصة قراءة جهرية صحيحة .  أن يضع التلاميذ نهاية جديدة للقصة .  أن يكتب التلاميذ ملخصاً للقصة .  أن يحدد التلاميذ الجمل الاسمية والفعلية في القصة .  نشيد الطفل والعصفور  أن يحدد التلاميذ مفردات النص .  أن يميز التلاميذ الفرق بين الشعر والنثر .  أن يحدد التلاميذ المعنى الإجمالي للنص .  أن يميز التلاميذ الأسلوب التعبيري الحقيقي والمجازي .</p>	<p>الدعم المقدم من ولي الأمر  يقوم ولي الأمر بمتابعة التقدم ففي الكتابة وتعلم كتابة الحرف المضعف .  متابعة التلميذ في قراءة القصص الجديدة .  تقديم الفيديوهات لمساعدة التلميذ على فهم القصص والنصوص .  مساعدة التلميذ للدخول على قناة المدرسة على اليوتيوب .  تشجيع التلميذ على القراءة عب منصة "أقرأ بالعربية" .  مساعدة التلميذ في كتابة الأملاء والتدرب عليها .  يمكن لولي الأمر الدخول من خلال الرابط المرفق لموقع قناة اللغة العربية والتربية الإسلامية الخاص بمدرسة ونشستر ومتابعة التسجيلات الخاصة بالدروس ومشاركتها مع التلميذ وتدوين ما تعلمه في دفتره المدرسي.</p>	<p><a href="#">نشيد الطفل والعصفور</a>  <a href="#">الاستيعاب/تحديد عناصر القصة</a>  <a href="#">منصة أقرأ بالعربية</a>  <a href="#">قناة اللغة العربية والتربية الإسلامية بمدرسة ونشستر</a></p>
<p><b>Arabic for Non- Arabs</b></p>	<p><u>In UAE.</u></p> <p>To describe UAE using the adjectives correctly.  To Make a dialogue in Arabic about UAE.</p> <p>To conjugate the verb with the pronouns in sentences.</p>	<p>In every new lesson, we provide new words with its meanings.  Help your child to memorize them and using them in sentences on his/her own.  Ask your child to describe UAE.  Ask your child to make a dialogue with you in Arabic about UAE.</p> <p>Go through the links on the Arabic and Islamic YouTube channel so that you can help your child learn more at home about the topic</p>	<p><a href="#">I Read Arabic</a>  <a href="#">Arabic and Islamic YouTube Channel</a></p>

	To write a simple paragraph about UAE. To express the opinion about UAE.		
<b>Islamic for Arabs</b>	<p>فضل تلاوة القرآن الكريم أن يعدد التلميذ آداب التلاوة. أن يستنتج التلميذ فضل تلاوة القرآن الكريم. خير الأعمال في الإسلام أن يعدد بعض صور أعمال الخير . أن يستنتج التلميذ أثر عمل الخير في الدنيا والآخرة. (الصادق الأمين) أن يوضح الطالب أخلاق النبي – صلى الله عليه وسلم في التجارة. أن يستنتج الطالب عاقبة الصدق. أن يعدد الطالب صور الصدق.</p>	<p>يساعد ولي الأمر التلميذ من خلال: حثه على عمل الخير . حثه على التزام آداب تلاوة القرآن الكريم . يمكن لولي الأمر الدخول من خلال الرابط المرفق لموقع قناة اللغة العربية والتربية الإسلامية الخاص بمدرسة ونشستر ومتابعة التسجيلات الخاصة بالدروس ومشاركتها مع التلميذ وتدوين ما تعلمه في دفتره المدرسي.</p>	<p><a href="#">فضل تلاوة القرآن</a>  <a href="#">قناة اللغة العربية والتربية الإسلامية بمدرسة ونشستر</a></p>
<b>Islamic for Non- Arabs</b>	<p>Lesson 1: Prayers upon the Prophet, PBUH To explain the overall meaning of the Hadith. To conclude the importance of praying upon the prophet PBUH. To infer the rewards and virtues of praying upon the prophet PBUH.</p> <p>Lesson 2: The prophet loves work To explain the value of work in Islam To infer some aspects of the love of our Prophet PBUH to work.</p>	<p>Share with your child the possible ways to offer prayers upon the Prophet, PBUH. Make sure that your child says the prayers upon the prophet, PBUH whenever he/ she utters his name. Talk to your child about some aspects that show Prophet Muhammad’s love to work. Encourage your child to look for the rewards of those who do their work sincerely and honestly.</p> <p>Go through the links on the Arabic and Islamic YouTube channel so that you can help your child learn more at home about the topic</p>	<p><a href="#">The incredible reward of sending one prayer upon the Prophet ﷺ</a> <a href="#">- YouTube the Prophet Effort and Success   Islamic Teachings Book 2   Al-Islam.org</a>  <a href="#">Arabic and Islamic YouTube Channel</a></p>
<b>Humanities</b>	<p>Geography: The United Kingdom</p> <p>➤ Let’s explore the UK</p>	<p><b>Talk</b> to your child about how an aerial photograph is different to a front facing photograph or a plan. <b>Encourage</b> your child to observe the aerial photographs of various geographical features in their local area landmarks or places.</p>	




	<ul style="list-style-type: none"> <li>➤ Travelling Ted Tour</li> <li>➤ Mary Seacole</li> </ul> <p>Vocabulary: Europe, seas, oceans, country, continent, capital city, map, equator, castle, harbour, beach, port, housing estate, motorway Google, Earth, London, capital city, landmarks, transport, travel, webcam, route.</p> <p>Mary Seacole, healer, challenges, overcome, racial prejudice, British Hotel, herbal remedies.</p>	<p><b>Share</b> with your child the basic geographical vocabulary to refer to key physical features.</p> <p><b>Talk</b> with your child about the facts about Mary Seacole.</p> <p><b>Share</b> with your child how Mary Seacole helped soldiers and how she improved nursing.</p> <p><b>Encourage</b> your child to make a London landmark using a range of materials.</p>	 <p><a href="https://www.youtube.com/watch?v=fH43_uJogW8">https://www.youtube.com/watch?v=fH43_uJogW8</a></p>
<p><b>UAE Social Studies</b></p>	<p>Ali's friend's (Part-2) To explore and respect the similarities and differences between your classmates. Key Vocabulary: pizzeria, vegetarian</p> <p>Review</p>	<p><b>Talk</b> to your child about the people who live in the UAE from all over the world, the countries they come from, the languages they speak, the cultures they follow and the food they eat with a focus on the Chinese culture.</p> <p><b>Encourage</b> your child to respect people from other countries. <b>Share</b> with your child pictures and videos of different cultures.</p> <p><b>Talk</b> to your child about the importance of greeting each other in different ways.</p> 	<p><b>Traditions</b></p>  <p><b>Respect people from other countries</b></p> <p><a href="https://www.youtube.com/watch?v=RwSYrsjTiW4">https://www.youtube.com/watch?v=RwSYrsjTiW4</a></p> <p><a href="https://www.youtube.com/watch?v=Pd6Hu7zsiug">https://www.youtube.com/watch?v=Pd6Hu7zsiug</a></p>

<p><b>Physical Education</b></p>	<p>Pass and Receive the ball: During push pass and receiving workout the focus is on to develop the leg eye coordination, balance and accuracy.</p> <p>Dribble: During dribbling workout, the focus is on to develop the leg and eye coordination, balance and accuracy.</p> <p>Kicking skill: During kicking the focus is on to develop the leg and eye coordination, balance and accuracy.</p> <p>Team game: Students will play match in teams During match the focus is on to develop the leg and eye coordination balance and accuracy, also on the team spirit.</p>	<p>Talk and Encourage the children to do the following:</p> <ol style="list-style-type: none"> <li>1. Short pass</li> <li>2. Long pass</li> </ol> <p>Talk and Encourage the children to do the following:</p> <ol style="list-style-type: none"> <li>1. Low dribble</li> <li>2. High dribble</li> <li>3. Zig zag dribbling</li> <li>4. Change of leg dribble</li> </ol> <p>Talk and Encourage the children to do the following:</p> <ol style="list-style-type: none"> <li>1. Penalty kick</li> <li>2. Kick and pass</li> </ol> <p>Talk and Encourage the children to do the following:</p> <ol style="list-style-type: none"> <li>1. Plying match with classmates with rules</li> <li>2. Dribble the ball with one leg</li> <li>3. Stop the ball and pass</li> </ol> <p>Kick the ball in the goalpost</p>	<p><a href="https://www.youtube.com/watch?v=Z2Es_o-Rmh8">https://www.youtube.com/watch?v=Z2Es_o-Rmh8</a></p> <p><a href="https://www.youtube.com/watch?v=zpL0Gdz4T2A">https://www.youtube.com/watch?v=zpL0Gdz4T2A</a></p> <p><a href="https://www.youtube.com/watch?v=F1e7RowRtus">https://www.youtube.com/watch?v=F1e7RowRtus</a></p> <p><a href="https://www.youtube.com/watch?v=naEccnjzLxM">https://www.youtube.com/watch?v=naEccnjzLxM</a></p> <p><a href="https://www.youtube.com/watch?v=ICbt65ZwKjs">https://www.youtube.com/watch?v=ICbt65ZwKjs</a></p> <p><a href="https://www.youtube.com/watch?v=3ZQPH-5ZRil">https://www.youtube.com/watch?v=3ZQPH-5ZRil</a></p> <p><a href="https://www.youtube.com/watch?v=MEk1FFFRQ7o">https://www.youtube.com/watch?v=MEk1FFFRQ7o</a></p> <p><a href="https://www.youtube.com/watch?v=sMBzwV6admC">https://www.youtube.com/watch?v=sMBzwV6admC</a></p> <p><a href="https://www.youtube.com/watch?v=4wvypvFvCZw">https://www.youtube.com/watch?v=4wvypvFvCZw</a></p>
<p><b>Music (Joyson)</b></p>	<p>Improving child's confidence and musicality through singing actions songs and sing with the appropriate tune.</p>	<p><b>Encourage</b> your child to sing action songs at home. Ask the child to perform the songs we learned in school. Help the child choose which other songs they know aside from the songs taught in school and let them invent their own singing actions.</p>	<p>Jungle Boogie Dance   Dance Along  <a href="#">I Am The Music Man – The Tofa Tafa Song   The BEST Action Song for Children   Little Action Kids</a> - YouTube</p>



<b>Music (Sunil)</b>	Read and play Musical notes with the help some words (Bee, Glow- worm, Butterfly and caterpillar) & Popular song rhythms	<b>Encourage</b> your child to play the rhythm with the help of words by clapping (Bee, Glow- worm, Butterfly and caterpillar) Ask the child to read and play the musical notes without the word support	
<b>Computing</b>	<p>To explore the different tools of Scratch Junior</p> <p>To identify how to change the costume for the sprite and move it.</p> <p>To plan and give instructions to sprites for movement.</p> <p>To compile a set of instructions for sprite to create a story.</p>	Scratch Jr is an introductory programming language that enables young students to create their own interactive stories and games.  <b>Encourage</b> your child to snap together graphical programming blocks to make characters move, jump, dance, and sing.  Let your child <b>create</b> stories and games using their imaginations.	<a href="#">Simple program using ScratchJr</a>  <a href="#">Movement</a>
<b>Moral Education</b>	<p>Topic: Discovering UAE Heritage through Storytelling</p> <ul style="list-style-type: none"> <li>➤ To understand what can stories teach us about our past.</li> <li>➤ To recognize how traditional stories are passed from generation to generation.</li> </ul> <p>Topic: The Storyteller</p> <ul style="list-style-type: none"> <li>➤ To understand the method of how we tell a story</li> </ul> <p>Topic: Creating Our Own Stories</p> <ul style="list-style-type: none"> <li>➤ To create your own story about yourself or your family</li> </ul>	<b>Talk</b> to your child about the importance of traditional storytelling and what was it for.  <b>Share</b> with your child few pics and encourage them to create a story  <b>Encourage</b> your child to draw a picture of the story to tell about the aspect of their heritage.	<a href="#">UAE's Identity and Heritage</a>



			<a href="#">How to create a story</a>
--	--	--	---------------------------------------