



The Winchester School

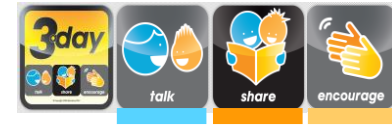
Year 3 Family Learning Newsletter **March 2022**







The Winchester School

Year 3 Family Learning Newsletter **March 2022**



Area of learning	Focus	Home activities/How can you help your child at home	Useful website
Literacy	<p><u>Spellings:</u></p> <p>To spell words that have a prefix -anti and -auto</p> 	<ul style="list-style-type: none"> • Tell your child that Pre” is a Latin word meaning ‘before’ and “fix” which means to “attach.” • Prefixes have meanings but they are not considered as words. • Encourage your child to find the root words which form the basis of a new word. • By adding a prefix to a root word, a new word is created and usually its meaning is the opposite of the main word. Example antibody, antidote, autograph, automobile. <p>Tell your child about an apostrophe. The Apostrophe has two important jobs: it shows possession, or ownership, and it stands in for letters that have been removed from words when a contraction is made.</p> <p>Begin with activities that encourage your child to use Matching cards, for example ‘I am’ with ‘I’m’. These will familiarize your child with the spellings and placing an apostrophe in words. Computer games where children move a virtual apostrophe and put it in the correct place, usually give children immediate feedback.</p>	 <p>Apostrophe task</p> <p>Apostrophes game</p>



The Winchester School

Year 3 Family Learning Newsletter **March 2022**



Punctuation

To use apostrophe for possession and contraction

Grammar:

- To use **preposition** of place.
- To use **connectives** to join sentences.



Prepositions

Share with your child that the things in your room are in the right places. Some items are in different positions, and you need your child's help to identify the right position of the objects.

This activity takes some preparation. You will have to move some things around. For example, you could place some books under a chair, put a clock in a pan, put the fruit basket on a chair or place the CD player behind the door.

Discuss with your child the objects that have been moved around.

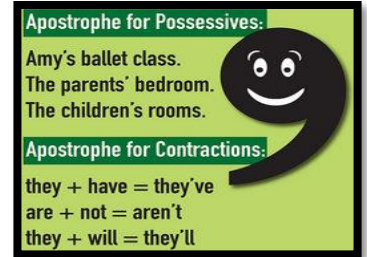
Encourage your child to use 'prepositions of place' to make sentences with the place of objects where they are placed.

Connectives:

Discuss how sentences can be extended with connectives.

Encourage your child to choose different connectives to extend sentences.

Talk to your child about connectives that begin sentences and can be used to create a sequence while writing instructions.



[Preposition game](#)








[Connective games](#)



The Winchester School

Year 3 Family Learning Newsletter **March 2022**



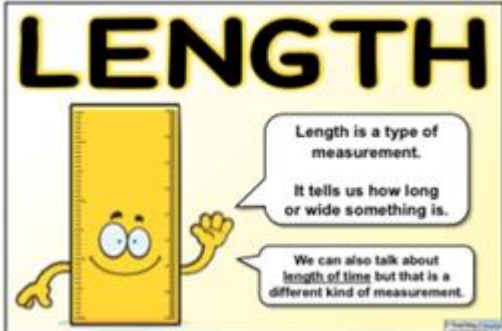

	<p>Text Level:</p> <p>Leaflets</p> <ol style="list-style-type: none"> 1. London Zoo Leaflet 2. Fun on Bikes <hr/> <div data-bbox="315 595 999 979" data-label="Complex-Block"> <p style="text-align: center;">Posters and Leaflets</p> <p>Short, snappy sentences/phrases An eye catching layout A catchy slogan Something to offer Attention grabbing pictures or photographs A final reminder of the product or message</p>  </div> <hr/> <p>Closed Descriptive poems</p> <p>The Cow</p>	<p>Play the Bitesize writing leaflets activity to initiate discussion of content and purpose of Leaflets.</p> <p>Discuss the features of a good advertisement with your child using the following power point presentation.</p> <p>Encourage your child to use the right vocabulary while planning to create a new advertisement in the form of a leaflet.</p> <div data-bbox="1120 798 1456 917" data-label="List-Group"> <ul style="list-style-type: none"> <li style="text-align: center;"> Advertisement Features.pdf <li style="text-align: center;"> Advert tips and plan.pdf </div> <ul style="list-style-type: none"> • Share with your child ideas, themes and topics to make colourful and catchy leaflets. <div data-bbox="1048 1117 1256 1241" data-label="Text"> <p style="text-align: center;"> Designing Playground leaflet.pdf</p> </div> <p>Talk to your child about poems. Poets use adjectives to give a detailed and vivid description of the noun they are describing.</p>	<div data-bbox="1848 375 2027 494" data-label="Text"> <p style="text-align: center;"> What good adverts need!.ppt</p> </div> <p style="text-align: center;">How to write an informative leaflet</p>
--	---	---	--



The Winchester School

Year 3 Family Learning Newsletter **March 2022**



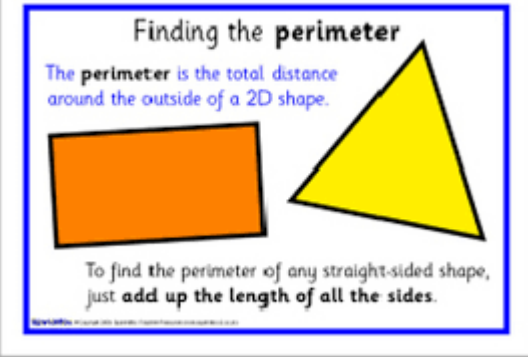

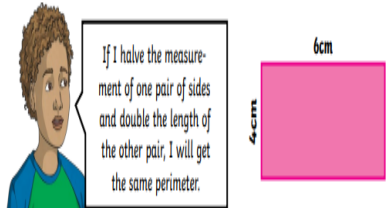
	<p>Caterpillars</p> <p>Poetic devices</p>	<p>Encourage your child to read some interesting poems.</p> <p>Encourage your child to highlight the poetic devices in the poem.</p>	<p>Closed descriptive poems</p> <p>poetic devices</p>
<p>Mathematics</p>	<p><u>Measurement Length and Perimeter</u></p> <p>Measurement – Length</p>  <p>To draw or measure lines in centimeters and millimeters.</p> <p>To solve word problems involving length.</p> <p>Measurement – Perimeter</p> <p>To calculate the perimeter of 2 D shapes</p>	<p>Talk about why we measure different objects in our daily life. Let your child measure and compare the length of different objects at home like clothes, shoes etc.</p>  <p>Discuss-</p> <p>Who wears the biggest shoes in the family? How many centimetres long is it? How much longer is it than my shoe?</p> <p>Talk to your child about different types of 2D shapes and their perimeters.</p>	<p>Measurement</p> <p>Measuring in Centimetres</p> <p>Perimeter</p>



The Winchester School

Year 3 Family Learning Newsletter **March 2022**

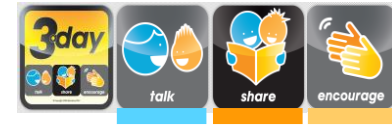




		<p>Use straws cut into lengths of 2, 4, and 6 inches, along with pipe cleaners cut into 2-inch pieces.</p> <p>Encourage your child to explore perimeters by making polygons with sides of various lengths. They measure and record the lengths, then draw the shape.</p> <p>Challenge I have a pentagon. Its perimeter is 75cm. How long is each of its sides?</p>  <p>Hugo has drawn a rectangle.</p>  <p>Is this true? Prove it!</p> <p>Super Challenge – Use Building block / Legos for this activity</p>	
<p>Science</p>	<p>UNIT - Rocks and Soils</p> <p>To consider properties of rock and their uses as a</p>	<p>Encourage your child to research and find out how rocks were formed on Earth. Find out the names of different types of rocks such as igneous, sedimentary and</p>	<p><u>Rocks and Soils</u></p>



The Winchester School

Year 3 Family Learning Newsletter **March 2022**



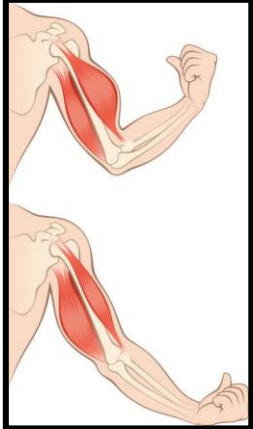

	<p>building material.</p> <p>That rocks can be tested and compared on the basis of permeability and hardness</p> <p>Moral Education Link: Unit 3 – Lesson 5 We are archaeologists.</p> <p><u>UNIT - Animal Including Humans (Skeleton and Muscles)</u></p> <p>To understand the function of Muscles</p>	<p>metamorphic; how they were formed as well as their properties/characteristics.</p> <p>Along with your child become a Rock detective. Spot how materials from rocks are used inside the house (tiles, toilets, basins, plaster, bricks, roofing materials, steps) and outside the house (playground, pavements, walls, posts etc).</p> <p>Share with your child the different kinds of architectural structures in Dubai. Tell your child about the oldest houses built and what stones they were made of. Guide your child to illustrate and write what they observe.</p> <p>Talk how bones would not move correctly if the muscles won't work together as a team.</p> <p>Share with the children the types of muscles found in the human body and list the function of the same.</p>	<p>Types of Rocks Fossils Rocks activities</p>  <p style="text-align: center;"><small>Igneous Rocks</small></p>  <p style="text-align: center;"><small>Sedimentary Rocks Metamorphic Rocks</small></p> <p>Muscles</p> <p>How do our bodies move?</p>
--	--	--	---



The Winchester School

Year 3 Family Learning Newsletter **March 2022**





			
<p>UAE</p>	<p>Famous Landmarks in the UAE.</p> <ul style="list-style-type: none"> • To research interesting buildings in their emirate. • To use the information to represent each picture.  <p>Malls and Shopping Centers in the UAE</p>	<p>Talk with your child about some tourist attractions in the UAE. Share with your child the importance of tourism as a way to make money.</p> <p>Talk to your child about the different reasons people go to malls. Share with your child how businesses make money (profit) and the difference between consumers and producers.</p>	<p>Shopping malls</p> <p>Dubai Emirate of Dubai.html</p> <p>Tourists Attractions in the UAE</p>



The Winchester School

Year 3 Family Learning Newsletter **March 2022**

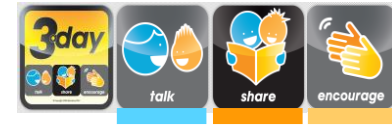



	<ul style="list-style-type: none"> • To organize the names of stores from where items for the class project can be bought. • To recommend the names of businesses they know at malls. • To calculate the profit made. 		
<p>Moral Education</p>	<ul style="list-style-type: none"> • To define and explain perseverance in their own words. <p>To discuss what is meant by resilience and give examples of individuals and groups of people who have demonstrated the same quality.</p>	<p><u>Talk and Encourage the children to do the following:</u></p> <ul style="list-style-type: none"> • Talk to your child about the importance of perseverance. • Encourage your child to follow the same in real life situations. • Speak to your child and engage him/her through different stories of perseverance and the importance of valuing others in real life. 	<p>https://www.youtube.com/watch?v=IOaFwwLyTRo</p> <p>https://www.youtube.com/watch?v=RPpmd9uRgJw</p> 



The Winchester School

Year 3 Family Learning Newsletter **March 2022**



<p>ICT</p>	<p>3D designing and Printing.</p> <p>Introduction to 3D printers and different related technologies.</p> <p>To design 3D models with basic instructions for a beginner level, using an online tool called TINKERCAD.</p> 	<p>Creativity, critical thinking, Technology</p> <p>Tinkercad is a free, easy-to-use app for 3D design, electronics, and coding.</p> <p>Encourage your child to complete the starter projects on the given link and explore the designing of a 3D-model.</p> <p>Create a 3D house model, a luggage tag, or any accessories. Encourage your child to build a creative model.</p>	<p>https://www.tinkercad.com/</p> <p>https://www.youtube.com/watch?v=sylu4fRLHkk</p>
<p>Music Year03 (Kiko)</p>	<ul style="list-style-type: none"> • Improving children’s confidence and musicality through singing actions songs and chanting rhymes. • Improving on listening skills and recalling. • Reading Notes 	<ul style="list-style-type: none"> • Let the children sing action songs at home. • Ask the child to perform the songs we learned in school. • Help the child choose which other songs they know aside from the songs taught in school and let them invent their own singing actions. 	<p>https://www.timeout.com/new-york-kids/music/best-kids-songs</p>
<p>Music Year03 (Sunil)</p>	<ul style="list-style-type: none"> • Learning how to play the song “I Love You” on recorder. 	<ul style="list-style-type: none"> • Let the child practice at home, even though there will be squeaking. • Be an audience. But better also check if the child is holding the recorder properly. 	



The Winchester School

Year 3 Family Learning Newsletter March 2022



Music Year03 (Joyson)	<ul style="list-style-type: none">Improving child's confidence and musicality through music letter names reading for beginners.We explore the music notes in a specific song "twinkle twinkle". So that they are able to play in the recorder.	<ul style="list-style-type: none">Let the child understand the music note and the finger position on the recorder.Ask the child to perform it with the beat. Below mentioned link is for the beats.80 BPM - Simple Straight Beat - Drum Track - YouTube	Twinkle Twinkle Little Star (D Major) - Recorder Tutorial Song - YouTube
Arabic for Arabs	<p>*فكر في حياتك :</p> <p>أن يفسر التلميذ المفردات الجديدة في النص المعلوماتي . أن يقرأ التلميذ النص قراءة سليمة خالية من الأخطاء . أن يوضح التلميذ الأعمال الابتكارية التي يمكن أن يقوم بها . أن يطرح التلميذ أسئلة عن الفكرة الرئيسة والفكر الفرعية في النص مبدئياً رأيه في المضمون.</p> <p>* أسلوب العطف :</p> <p>أن يميز التلميذ أسلوب العطف . أن يحدد التلميذ حروف العطف ودلالاتها . أن يفرق التلميذ بين المعطوف – المعطوف عليه .</p> <p>* هيا نعمل :</p> <p>أن يفسر التلميذ المفردات الجديدة في النص . أن يطرح التلميذ أسئلة عن الفكرة الرئيسة والفكر الفرعية في نصوص شعرية ، مبدئياً رأيه في المضمون . أن يحدد التلميذ بعض الجمليات في النص .</p>	<p>يستطيع السيد ولي الأمر أن يساعد الطالب عن طريق: مساعدة الطالب على استخدام الكلمات الجديدة في تعبيراته داخل المنزل. مساعدة الطالب على القراءة السليمة للنصوص المدروسة . مساعدة الطالب في الربط بين خبراته ومعلوماته السابقة وبين ما يتعرفه من معلومات جديدة. مساعدة الطالب في الحديث مستخدماً أسلوب العطف. مساعدة الطالب في البحث عن أبيات شعرية تحوي أسلوب العطف . حث الطالب على الاجتهاد في عمله . يمكن لولي الأمر الدخول من خلال الرابط المرفق لموقع قناة اللغة العربية والتربية الإسلامية الخاص بمدرسة ونشستر ومتابعة التسجيلات الخاصة بالدروس ومشاركتها مع التلميذ .</p>	<p>حروف العطف</p> <p>منصة اقرأ بالعربية</p> <p>قناة اللغة العربية والتربية الإسلامية بمدرسة ونشستر</p>



The Winchester School

Year 3 Family Learning Newsletter March 2022



	أن يميز التلميذ بعض الأساليب الإنشائية والخبرية . أن يعدد التلميذ فوائد العمل.		
Arabic for Non Arabs	Clothes Shop To make sentences about a clothes shop. To differentiate between masculine and feminine form of colours. To describe clothes in the four seasons. To express opinion in the clothes shop. To write tweets, and songs about the clothes shop.	In every lesson, we provide students with new words and their meanings to help your child memorize and use in sentences of his/her own. Ask your child to speak about his favourite clothes. Ask your child to describe a clothes shop, which he has visited before. Go through the links on the Arabic YouTube channel so that you can help your child learn more at home about the topic.	ARABIC ACTIVITIES Clothes in Arabic ARABIC COLOURS I Read Arabic Arabic YouTube Channel
Islamic for Arabs	الصدق أن يستنتج التلميذ المعنى الإجمالي للحديث الشريف. أن يحلل التلميذ مجالات الصدق. أن يدلل التلميذ من القرآن والسنة على فضل الصدق في الاسلام. الإيمان بالرسول عليهم السلام أن يستنتج التلميذ الحكمة من إرسال الرسول عليهم السلام. أن يبين التلميذ مكانة الرسول وحكم الإيمان بهم. أن يشرح التلميذ بعض معجزات موسى وعيسى عليهما السلام. سورة الليل أن يشرح التلميذ المعنى الإجمالي للآيات الكريمة. أن يستنتج التلميذ مظاهر قدرة الله تعالى في الآيات الكريمة. أن يستنتج التلميذ جزاء المتقين.	حث التلميذ على الأعمال الصالحة . تشجيع التلميذ على تلاوة القرآن الكريم . تشجيع التلميذ على الاقتداء بالصحابة رضي الله عنهم . حث التلميذ على الصدق. مساعدة التلميذ في معرفة وحفظ بعض الآيات القرآنية الكريمة والأحاديث النبوية الشريفة عن الصدق . - يمكن لولي الأمر الدخول من خلال الرابط المرفق لموقع قناة اللغة العربية والتربية الإسلامية الخاص بمدرسة ونشستر ومتابعة التسجيلات الخاصة بالدروس ومشاركتها مع التلميذ وتدوين ما تعلمه في دفتره المدرسي.	الصدق الإيمان بالرسول عليهم السلام سورة الليل قناة اللغة العربية والتربية الإسلامية بمدرسة ونشستر



The Winchester School

Year 3 Family Learning Newsletter **March 2022**



<p>Islamic for Non Arabs</p>	<p>Unit 2 Lesson 2: Abu Bakr Assidiq Learning objectives: To infer the great role of Abu Bakr at the beginning of Da'wa. To infer the effects of the true, believe of Abu Bakr.</p> <p>Unite 4 lesson 4 : Truthfulness Learning Objectives: To find out the most important prophet's guidelines in the noble hadith. To describe my imitation of the prophet's truthfulness.</p>	<p>Talk to your child about the importance of truthfulness in Islam and its Impact on our society.</p> <p>Search and learn Abu Bakr As Seddiq's biography and his great contribution to Islam.</p> <p>Encourage your son \ daughter to learn Surah Al-Layl and Al-Alq.</p> <p>Encourage your son/daughter to learn the dua taught in class.</p> <p>Go through the links on the Arabic and Islamic YouTube channel so that you can help your child learn more at home about the topic</p>	<p>Telling The Truth Sahaba Stories - Companions Of The Prophet Abu Bakr (RA) Telling The Truth Arabic and Islamic YouTube Channel</p>
----------------------------------	--	--	--



The Winchester School

Year 3 Family Learning Newsletter **March 2022**



Physical Education

Cricket/Batting stance :

To accurately replicate the basic batting stance, to understand the importance of batting stance and preparation of effective batting drive. To develop the ability to adjust shot selection and to develop the knowledge of footwork used in batting stance.



Talk and Encourage your child to do the following:



Proper warm up

- Hip rotation
- Arm rotations
- Slow jogging on the spot
- Alternate toe touch

Batting Stance

Follow the links and practice

Cooldown

Useful sites:

- <https://www.youtube.com/watch?v=BTUEz0xkbdI>
- <https://www.youtube.com/watch?v=6UDDCjpSPs0>
- https://www.youtube.com/watch?v=P4AW4F_U50c



The Winchester School

Year 3 Family Learning Newsletter **March 2022**



Cricket/Forward Defense:

To accurately replicate the basic batting grip and forward defense. To understand the importance of movement timing and preparation of effective forward



Talk and Encourage your child to do the following:



Proper warm up

- Tuck jump
- Depth jump
- Star jump
- Broad jump
- Jumping jacks
- Follow the links for forward defense

Cool down

Useful sites:

<https://www.youtube.com/watch?v=0ZhXvTzVr0s>

https://www.youtube.com/watch?v=kG82cRe-p_A

<https://www.youtube.com/watch?v=CdIYCoqUVEQ>



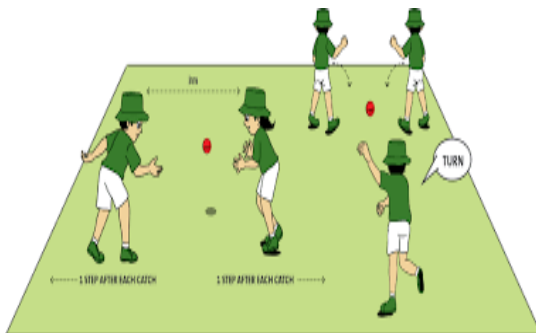
The Winchester School

Year 3 Family Learning Newsletter **March 2022**



Cricket /Low Catch:

To demonstrate & use a low catching style. To be able to accurately replicate a basic catching technique.



Cricket /High Catch:

To be able to accurately replicate a basic technique of high catch.

Talk and Encourage your child to do the following:



Proper warm up

- On the spot run
 - Shuttle runs
 - Star jump
 - Broad jump
 - Jumping jacks
-
- Follow the links for low catching

Cool down

Useful sites:

<https://www.youtube.com/watch?v=XPWplFob-Ms>

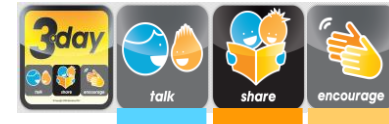
<https://www.youtube.com/watch?v=eCRqTPUjsCA>

<https://www.youtube.com/watch?v=pnoigzECNn4>



The Winchester School

Year 3 Family Learning Newsletter **March 2022**



Talk and Encourage the children to do the following:



Useful sites:

<https://www.youtube.com/watch?v=8oX2eBvkhV8>

<https://www.youtube.com/watch?v=c25Q1i-08Rw>

Proper warm up

- Plank Pose
- Side Plank
- Single leg Deadlifts
- High Lunge
- Tuck Crunches
- Squat Jumps

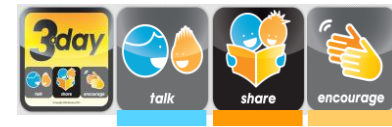
Follow the links and practice high catch

Cooldown



The Winchester School

Year 3 Family Learning Newsletter **March 2022**



--	--	--	--