






# The Winchester School

## Year 4 Family Learning News Letter – March 2022



Area of learning	Focus	Home activities/How can you help your child at home	Useful website
Literacy	<p><b>Link to Education: Equality: Am I a fair person? What does it mean to treat people equally?</b></p>   <p><b>Spelling: Learning Objective</b></p> <ul style="list-style-type: none"> <li>To spell words with the prefixes: in-, il-, ir- im-</li> <li>Use words with endings that sound like /ʒən/</li> </ul> <p><b>Grammar: Learning Objective</b></p> <ul style="list-style-type: none"> <li>To organize ideas into paragraphs.</li> <li>To use fronted adverbials.</li> <li>To use conjunctions to show time and cause</li> </ul> 	<p><b>Discuss</b> with your children about the importance of being fair. <b>Show</b> them scenarios where they can <b>choose</b> between being fair or unfair. <b>Remind</b> them that it is very important to inculcate and follow moral values as they are strong pillars in building up character.</p> <p>Discuss: The prefix <b>in</b> means <b>not</b>. When you add <b>in</b> to a root word, you do not change the spelling. Example correct = incorrect.</p> <p><b>Look</b> for the rules for these prefixes and <b>create</b> a list of words beginning with them</p> <p><b>Talk</b> to them about the different ways to spell the words with endings that sound like /ʒən/ -tion, -sion, -ssion, -cian</p> <p>Challenge them to create a list of words with endings that sound like /ʒən/</p> <p><b>Remind</b> the children that a paragraph is a group of sentences about one idea or topic.</p> <p><b>Ask</b> them to look at the paragraphs in: <b>Non-Fiction- Feathered Record Breakers- page 46 and summarise</b> the key idea of each paragraph in one or two sentences, looking particularly at the subheadings and the first sentence in each paragraph.</p> <p><b>Display</b> the fronted adverbials. Ask children to <b>create</b> three sentences that could be used in their fact files.</p> <p><b>Surprisingly, Unusually, Amazingly.</b></p> <p><b>Tell</b> the children that some conjunctions are useful for showing time (when something happened) or cause (the reason that it happened)</p> <p><b>Talk</b> to the children that inverted commas or speech marks go around direct speeches, including its punctuation.</p>	<p><a href="https://ofhsoupkitchen.org/short-stories-with-morals">https://ofhsoupkitchen.org/short-stories-with-morals</a></p> <p><a href="#">prefix</a></p> <p><a href="#">paragraph hamburger</a></p> <p><a href="#">Conjunction Wheel</a></p> <p><a href="#">punctuations interactive</a></p>





# The Winchester School

## Year 4 Family Learning News Letter – March 2022

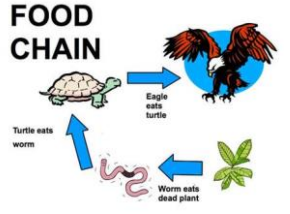


Area of learning	Focus	Home activities/How can you help your child at home	Useful website						
<p><b>Numeracy</b></p>	<ul style="list-style-type: none"> <li>• <b>To interpret and present data using Venn diagram.</b></li> <li>• <b>To collect, organize and interpret selected information in Carroll diagrams</b></li> </ul> <div style="display: flex; flex-wrap: wrap; justify-content: space-around;"> <div style="border: 1px solid black; padding: 5px; margin: 5px;"> <p>Venn diagrams and Carroll diagrams</p> <p>WALT: How to use Venn and Carroll diagrams</p> </div> <div style="border: 1px solid black; padding: 5px; margin: 5px;"> <p style="color: orange;">Carroll Diagrams</p> <p>It is a way to organize information according with rows and columns' characteristics.</p> </div> <div style="border: 1px solid black; padding: 5px; margin: 5px;"> <table border="1" style="width: 100%; text-align: center;"> <tr> <td style="width: 25%;">Circle</td> <td style="width: 25%;">4 corners or less</td> <td style="width: 25%;">More than 4 corners</td> </tr> <tr> <td>Not a circle</td> <td></td> <td></td> </tr> </table> </div> <div style="border: 1px solid black; padding: 5px; margin: 5px;"> <p>Factors of 12: 1, 2, 3, 4, 6, 12</p> <p>Even numbers: 2, 4, 6, 8, 10</p> </div> </div>	Circle	4 corners or less	More than 4 corners	Not a circle			<p><b>Carroll Diagram</b></p> <p><b>Talk</b> to your child as how we can sort numbers by looking at patterns within numbers when learning their times tables or learning Prime numbers.</p> <p><b>Encourage</b> children to sort data methodically, but also provide good revision for properties of shapes and number facts.</p> <p><b>Venn Diagrams</b></p> <p><b>Talk</b> to your child that typical Venn diagram is a way of grouping different parts of data known as sets.</p> <p><b>Use two hula hoops</b> to make a Venn diagram on the floor or on a large table. Give students a group of objects and ask them to sort them into two categories, with some overlap. For students who need more support, label the circles. For students who could use more challenge, have them come up with the categories.</p> <p><b>Challenge:</b> -Out of forty students, 14 are taking English Composition and 29 are taking Chemistry. If five students are in both classes, how many students are in neither class?</p> <p><b>How many are in either class?</b></p> <p><b>What is the probability that a randomly-chosen student from this group is taking only the Chemistry class?</b></p>	<p style="text-align: center;"><a href="#"><u>Carroll diagrams</u></a></p> <p style="text-align: center;"><a href="#"><u>Games</u></a></p> <p style="text-align: center;"><a href="#"><u>Venn Diagram Games</u></a></p> <p style="text-align: center;">Venn diagram</p>
Circle	4 corners or less	More than 4 corners							
Not a circle									



# The Winchester School

## Year 4 Family Learning News Letter – March 2022

Area of learning	Focus	Home activities/How can you help your child at home	Useful website
<b>Science</b>	<b>Habitats</b> <ul style="list-style-type: none"><li>To explore different types of food chains/webs in the local environment as well as different habitats.</li></ul>	<p><b>Share</b> a list of animals and help them to identify Producer, consumer, herbivores, carnivores and predators.</p> <p>Give a list of animals and help them to identify mammals, amphibians, birds, reptiles etc. on basis of their characteristics.</p> <p>Ask the children to create an example of food chain.</p>	<p><a href="https://www.bbc.co.uk/bitesize/topics/zbnnb9q">https://www.bbc.co.uk/bitesize/topics/zbnnb9q</a></p> <p><a href="https://www.youtube.com/watch?v=CZhE2p46vJk">https://www.youtube.com/watch?v=CZhE2p46vJk</a></p> 



groups of people who have demonstrated the same quality.

grat·i·tude: 

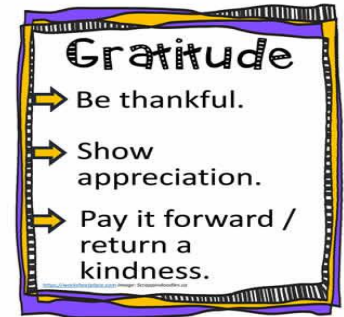
the quality of being thankful;  
readiness to show appreciation  
for and to return kindness.

- Encourage your child to follow the same in real life situations.

Speak to your child and engage him/her through different stories of gratitude and the importance of valuing others in real life.

<https://www.youtube.com/watch?v=qINGiuM3GGA>

<https://www.youtube.com/watch?v=sqieu5NVhbc>





# The Winchester School

## Year 4 Family Learning News Letter – March 2022



Area of Learning	Focus	Home activities/How can you help your child at home	Useful Websites and Vocabulary
<b>UAE Social Studies</b>	<b>1. Natural, Capital and Human Resources</b>	<b>Encourage</b> your child to research about how natural, human and capital resources work together to provide people with goods and services.	<a href="https://www.youtube.com/watch?v=b8uJQPo8yq0">https://www.youtube.com/watch?v=b8uJQPo8yq0</a>
	<b>2. Conservation of Resources</b>	<b>Share</b> with your child the importance of conserving resources.	Vocabulary: human resources, capital resources, goods, services.  <a href="https://www.youtube.com/watch?v=abuouxwRe4">https://www.youtube.com/watch?v=abuouxwRe4</a>
	<b>3. Resources and Trade</b>	<b>Share</b> with your child the different ways to overcome scarcity of resources through trade.	Vocabulary: conserve, reduce, reuse, recycle.
	<b>4. UAE National Industries</b>	<b>Encourage</b> your child to research the economy of the UAE in the past, present and future.	<a href="https://www.youtube.com/watch?v=b8uJQPo8yq0">https://www.youtube.com/watch?v=b8uJQPo8yq0</a> Vocabulary: scarce, scarcity, trade, interdependent.
	<b>5. Improving our School project</b>	<b>Share</b> with your child the ways to reduce, reuse and recycle resource	<a href="https://www.youtube.com/watch?v=yajJKGmvuGk">https://www.youtube.com/watch?v=yajJKGmvuGk</a> Vocabulary: export, import, knowledge-based economy.  <a href="https://www.youtube.com/watch?v=OasbYWF4_S8">https://www.youtube.com/watch?v=OasbYWF4_S8</a>



# The Winchester School

## Year 4 Family Learning News Letter – March 2022



Area of Learning	Focus	Home activities/How can you help your child at home	Useful Websites and Vocabulary
<p><b>French</b></p> <p>Les animaux et les opinions</p> <p><b>Ma famille:</b></p> <p>As-tu freres ou soeurs?</p>	<p>To describe the animals using colors, numbers</p> <p>-To compose paragraph about animals using opinions</p> <p>-To talk about family in french</p>	<p><b>Talk</b> : Practice &amp; encourage the child to pronounce the words with the correct gender.</p> <p><b>Share:</b> Use Mon, Ma (my) with the animals and family in french.</p> <p>Qu'est-ce que c'est?</p> <p>- C'est mon chien. You can even draw them with speech bubbles.</p> <p>- c'est ma soeur</p> <p>Write the color according with the gender.</p> <p>Use the opinions with animals :</p> <p>J'aime.../</p> <p>Je n'aime pas ....</p> <p><b>Encourage:</b> To develop the listening, speaking and written skills and praise the effort.</p>	<p><a href="https://www.youtube.com/watch?v=Ub-V1n6zpQE">https://www.youtube.com/watch?v=Ub-V1n6zpQE</a></p> <p><a href="https://www.youtube.com/watch?v=7jww6W2I910">https://www.youtube.com/watch?v=7jww6W2I910</a></p> <p><a href="https://www.youtube.com/watch?v=c5p6uo3Wekg">https://www.youtube.com/watch?v=c5p6uo3Wekg</a></p> <p><a href="https://www.youtube.com/watch?v=MFk9YmJv-jc">https://www.youtube.com/watch?v=MFk9YmJv-jc</a></p> <p><a href="https://www.youtube.com/watch?v=L5-3kpXaEi4">https://www.youtube.com/watch?v=L5-3kpXaEi4</a></p>






# The Winchester School

## Year 4 Family Learning News Letter – March 2022




Area of Learning	Focus	Home activities/How can you help your child at home	Useful Websites and Vocabulary
<p><b>MS-Excel</b></p> 	<p>To enter and edit data in Excel.</p> <p>To format data in a presentable manner.</p> <p>To collect data and present in the form of bar charts.</p> <p>To use SUM formula for calculation.</p>	<p>• Creativity, Organizing skill, reasoning.</p> <p>Support your child with activities based on different scenarios, to create a data sheet and format the same.</p> <p>Encourage your child to create a new project to plan a data sheet with calculation on an occasion.</p>	<p><a href="https://edu.gcfglobal.org/en/Excel/">https://edu.gcfglobal.org/en/Excel/</a></p> <p><a href="https://www.youtube.com/watch?v=k1VUZEVuDJ8">https://www.youtube.com/watch?v=k1VUZEVuDJ8</a></p>



# The Winchester School

## Year 4 Family Learning News Letter – March 2022



Area of learning	Focus	Home activities/How can you help your child at home	Useful websites
<p>Physical Education Activity -1</p>	<p><b><u>Cricket/Forward Drive:</u></b></p> <p>Students will be to accurately replicate the basic batting grip and forward drive technique.</p>	<p><u>Talk and Encourage the children to do the following:</u></p>  <p><u>Encouraging Children to take part in cricket Games, Focusing on Grip stance footwork head position will help to improve, and regular Drop and drive drill will help the child to become master in the skill to develop his/her Game.</u></p>	<p><u>Useful sites:</u></p> <p><a href="https://www.youtube.com/watch?v=Fpjp2o2arVs">https://www.youtube.com/watch?v=Fpjp2o2arVs</a></p> <p><a href="https://www.youtube.com/watch?v=YLS1GoBdtvk">https://www.youtube.com/watch?v=YLS1GoBdtvk</a></p> <p><a href="https://www.youtube.com/watch?v=kVo-nyX2gDw">https://www.youtube.com/watch?v=kVo-nyX2gDw</a></p>

Activity - 2

Cricket/Bowling:

Students will be able to accurately replicate basic bowling technique.

Talk and Encourage the children to do the following:



Cricket Bowling Tips and ...

Encouraging Children to take part in Cricket Games, practicing below drills will become master in that game skill

- Stand & Bowl
- Jump to stand/land and Bowl
- Short Run-up and Bowl
- Follow through Bowling
- Spot Bowling

Useful sites:

<https://www.icc-cricket.com/video/310838>

<https://www.youtube.com/watch?v=VHTzqkFuljs>

<https://www.youtube.com/watch?v=tTagZt8ANGg>

**Cricket/Both hand pick-up and throw:**

Students will be able to use both hand pick and through depending upon competitive situation. To begin to stop the opponent from scoring with the effective use of fielding in the game like situations.

Talk and Encourage the children to do the following:



Encouraging Children to take part in Cricket Games, practicing more time with "Throwing & Catching"

- Throw, Head, Catch
- Under-arm throw
- Over-arm throw

Useful sites:

<https://www.youtube.com/watch?v=qnbwn3FaGJ8>

<https://www.youtube.com/watch?v=IrXJ-6so8AU>

<https://www.youtube.com/watch?v=VSLuzCLbVIs>

**Cricket/Long barrier  
Fielding:**

Students will learn how to accurately replicate the long barrier fielding technique.

Talk and Encourage the children to do the following:



Encouraging Children to take part in Cricket Games,  
Fielding/Long Barrier-Discovering and keep eye on the ball,  
in line with ball knee and head position, Hand eye  
coordination, pickup.

Useful sites:

<https://www.youtube.com/watch?v=1hxVw1YCJn0>

<https://www.youtube.com/watch?v=B4ee2svy5Lk>

<https://www.youtube.com/watch?v=aFCK89IWQ00>



# The Winchester School

## Year 4 Family Learning News Letter – March 2022

Area of learning	Focus	Home activities/How can you help your child at home	Useful websites
<b>Music - Year 4</b> <b>Mr. Sunil</b>	Learning how to play the song “Every night in my dreams” on recorder	<ul style="list-style-type: none"> <li>Let the child practice at home, even though there will be squeaking. Be an audience. But better also check if the child is holding the recorder properly.</li> </ul>	
<b>Music -Year04</b> <b>Mr.Joyson</b>	Improving child’s confidence and musicality through music letter names reading for beginners. We explore the music notes in a specific song “Lightly row”. So that they are able to play in the recorder.	<ul style="list-style-type: none"> <li>Let the child understand the music note and the finger position on the recorder.</li> <li>Ask the child to perform it with the beat. Below mentioned link is for the beats.</li> <li><a href="#">80 BPM - Simple Straight Beat - Drum Track - YouTube</a></li> </ul>	<a href="#">Lightly Row - Recorder Tutorial</a> <a href="#">🎵 EASY Song - YouTubes</a>
<b>Music -Year04</b> <b>Mr.Kiko</b>	Improving children’s confidence and musicality through singing actions songs and chanting rhymes. Improving on listening skills and recalling. Reading Notes.	<ul style="list-style-type: none"> <li>Let the children sing action songs at home.</li> <li>Ask the child to perform the songs we learned in school.</li> <li>Help the child choose which other songs they know aside from the songs taught in school and let them invent their own singing actions.</li> </ul>	<a href="https://www.timeout.com/new-york-kids/music/best-kids-songs">https://www.timeout.com/new-york-kids/music/best-kids-songs</a>



# The Winchester School

## Year 4 Family Learning News Letter – March 2022



Area of learning	Focus	Home activities/How can you help your child at home	Useful website
Arabic for Arabs	<p><b>ياسمين وزهرة دوار الشمس</b> أن يقرأ التلميذ النص قراءة سليمة . أن يحدد التلميذ الفكرة الرئيسة والأفكار الفرعية في النص. أن يميز التلميذ الحوار الداخلي والحوار الخارجي بالقصة . أن يصيغ التلميذ نهاية جديدة للقصة .</p> <p><b>الجملة الفعلية</b> أن يميز التلميذ بين الجملة الاسمية والفعلية . أن يحدد التلميذ أركان الجملة الفعلية . أن يوظف التلاميذ الأفعال الثلاثة في كتابة جمل فعلية .</p> <p><b>ألف الوصل وهمزة القطع في الاسماء</b> أن يميز التلميذ ألف الوصل وهمزة القطع في الاسماء . أن يصيغ التلميذ فقرة مستخدمًا ألف الوصل وهمزة القطع .</p>	<p>قراءة إحدى القصص وتحديد عناصرها . مساعدته في جمع شواهد عن الجملة الفعلية . استخدام بعض الألعاب التعليمية المساعدة في فهم الجملة الفعلية . مساعدته في كيفية الإلقاء . مساعدته في التمييز بين النصوص الأدبية . حثه على استخدام التعبيرات المجازية في حديثه. يمكن لولي الأمر الدخول من خلال الرابط المرفق لموقع قناة اللغة العربية والتربية الإسلامية الخاص بمدرسة ونشستر ومتابعة التسجيلات الخاصة بالدروس ومشاركتها مع التلميذ وتدوين ما تعلمه في دفتره المدرسي.</p>	<p><a href="#">قصة ياسمين وزهرة الشمس</a> <a href="#">الجملة الفعلية</a> <a href="#">ألف الوصل وهمزة القطع</a> <a href="#">منصة أقرأ بالعربية</a> <a href="#">قناة اللغة العربية والتربية الإسلامية</a> <a href="#">بمدرسة ونشستر</a></p>
Arabic for Non Arabs	<p>To compare between different characters. To create a paragraph about the famous characters. To express the opinion in the clothes in famous characters. To know the story of the treasure island - To make sentences about the treasure island using the new vocabulary. - To make a recap of the story of the treasure island in a paragraph.</p>	<p>In every lesson, we provide the students with new words with their meanings to help your child memorize and use in sentences of his/her own. -Ask your child to speak about his favorite characters. Go through the links on the Arabic YouTube channel so that you can help your child learn more at home about the topic.</p>	<p><a href="#">I Read Arabic</a> <a href="#">Arabic and Islamic YouTube Channel</a></p>

	- To express his opinion about the story		
<b>Islamic for Arabs</b>	<p><b>صلاة الجماعة</b> أن يدلل الطالب على فضل صلاة الجماعة أن يستنتج الطالب فضل صلاة الجماعة</p> <p><b>عام الحزن</b> أن يحلل الطالب بعض مواقف الرسول صلى الله عليه وسلم أن يدلل الطالب على صبر الرسول صلى الله عليه وسلم</p> <p><b>سورة الأعلى</b> أن يوضح الطالب المعنى الإجمالي للسورة أن يلتزم الطالب آداب التلاوة</p>	<p>تعلم فضل السنن الرواتب التشجيع على صلاة السنن الرواتب حفظ السورة من خلال المصحف المعلم حثة على الصلاة في جماعة تسجيل فيديو لقراءة السورة . يمكن لولي الأمر الدخول من خلال الرابط المرفق لموقع قناة اللغة العربية والتربية الإسلامية الخاص بمدرسة ونشستر ومتابعة التسجيلات الخاصة بالدروس ومشاركتها مع التلميذ وتدوين ما تعلمه في دفتره المدرسي.</p>	<p><a href="#">السنن الرواتب</a></p> <p><a href="#">سورة الأعلى</a></p> <p><a href="#">عام الحزن والإسراء والمعراج</a></p> <p><a href="#">قناة اللغة العربية والتربية الإسلامية بمدرسة ونشستر</a></p>
<b>Islamic for Non-Arab</b>	<p><b>Good treatment.</b> To infer the good manners in treatment of other. To explain how to respect the elderly and treat of the weak kindly.</p>	<p>Talk with your child about the importance of good manners towards others. Explain to your child the status of manners in Islam. Share the given link and conclude the causes of the Muslims' migration to Abyssinia.</p>	<p><a href="#">The manners Of Prophet Muhammad</a></p> <p><a href="#">The Honour Of Prophet Muhammad (saw)- Character and Manners</a></p>



	<p>To explain the status of manners in Islam.  <b>Congregational prayer (Salatul-Jama'ah)</b>  To differentiate between Salatul-jamaaha, and Salatul-Fard.  To explain the importance of praying in Jama'ah.  <b>Those among you with the best manners.</b>  To explain the importance of having good manners.  To conclude the manners of prophet Mohamed (P-B-U-H) through the honorable hadith.  To identify some of the manners of Prophet (P-B-U-H) in order to follow them.</p>	<p>Conclude the beauty of Islam in conversation of Jar'far ibn Abi Talip used with the king of Abyssinia.  Talk with your child about the importance of having good manners in Islam.  Share your child the honorable hadith and conclude the manners of Prophet Mohamed (P-B-U-H).  Ask your child to apply the manners of our beloved Prophet in his daily life  Go through the links on the Arabic and Islamic YouTube channel so that you can help your child learn more at home about the topic</p>	<p><a href="#">Arabic and Islamic YouTube Channel</a></p>
--	---	--	---