





# The Winchester School

## Family Learning Newsletter-Year 5-March 2022



ant, ent.

Reading Comprehension Skills:

- Authorial Technique
- PEEL Technique



Author's Technique	
<b>Mood</b>	State of mind or emotion the reader feels from reading the text
<b>Tone</b>	Author or speakers attitude toward story
<b>Foreshadowing</b>	When the author signals, or indicates an action that may occur later in the story
<b>Dialogue</b>	1 <sup>st</sup> vs. 3 <sup>rd</sup> Person Did the dialogue remain consistent or change throughout the story?
<b>Voice</b>	The personal tone and style of the author's message
<b>Flashback</b>	When an author writes about a scene that was set in an earlier time in the story
<b>Imagery</b>	The mental pictures created by the author in their writing
<b>Text Structure</b>	- compare & contrast      - sequential/chronological - description                - problem & solution - cause & effect

What techniques does the author use in his/her writing?

**Encourage**, the children to analyse the PEEL technique used in a given passage or extract.

**Talk**, about different genres and the mood, tone used by the author.

[Tone vs Mood](#)

[FORESHADOWING](#)

[Author's Tone in Writing](#)

[PEEL PARAGRAPH](#)



# The Winchester School

## Family Learning Newsletter-Year 5-March 2022



**Grammar: Learning Objective:**  
To explore the units related to SPAG and apply the same consistently in writing.

- To list modal verbs in a sentence.
- Use modal verbs in writing.
- To examine the use of phrases, independent clauses, and dependent clauses in a sentence.
- To write sentences using dependent and independent clauses.

Type	Modal Verbs	Examples
ABILITY	Can, Could	<ul style="list-style-type: none"> <li>David can speak three languages.</li> <li>He could speak fluent French when he was 5.</li> </ul>
PERMISSION	Can, Could, May	<ul style="list-style-type: none"> <li>Can I sit in that chair please?</li> <li>Could I open the window?</li> <li>May I borrow your dictionary?</li> </ul>
ADVICE	Should	<ul style="list-style-type: none"> <li>You should visit your dentist at least twice a year.</li> <li>You should try to lose weight.</li> </ul>
OBLIGATION	Must, Have to	<ul style="list-style-type: none"> <li>I must memorize all of these rules about tenses.</li> <li>You have to take off your shoes before you get into the mosque.</li> </ul>
POSSIBILITY	Might, May, Could, Can	<ul style="list-style-type: none"> <li>It looks nice, but it might be very expensive.</li> <li>Richard may be coming to see us tomorrow.</li> </ul>

### PHRASE VERSUS CLAUSE

Phrases do not contain a subject and a predicate.

Phrases cannot convey a complete thought.

Phrases cannot stand alone.

Clauses contain a subject and a predicate.

Clauses can sometimes convey a complete thought.

Independent clauses can stand alone.

Pediaa.com

### Clause

A group of words that contains a subject and a verb.

Independent clause → makes sense on its own as a sentence.  
E.g. I went to school.

Dependent clause → doesn't make sense on its own as a sentence.  
E.g. Although I wasn't feeling well, I went to school.

### Phrase

A group of words without a subject-verb component.

Noun phrase e.g. best friend.  
Verb phrase e.g. was working.  
Adjective phrase e.g. very pretty.  
Adverb phrase e.g. really slowly.  
Prepositional phrase e.g. in the bin.

[Modal Verbs and Types](#)

<https://www.liveworksheets.com/my191202zh>

<https://www.liveworksheets.com/fv1640711uu>

[CLAUSE vs PHRASE 🤖 | What's the difference? | Learn with examples & quiz! - YouTube](#)

[Clauses and Phrases | Grammar Rules \(grammarbook.com\)](#)

<https://www.liveworksheets.com/ng2741350qe>



# The Winchester School

## Family Learning Newsletter-Year 5-March 2022



### Speaking and Listening:

**Speaking:** Mental Wellbeing and Playscript.

**Listening Comprehension-** Recognizing Literal Meaning and Understanding Vocabulary.

Examine the main idea of the comprehension.

### Text Level:

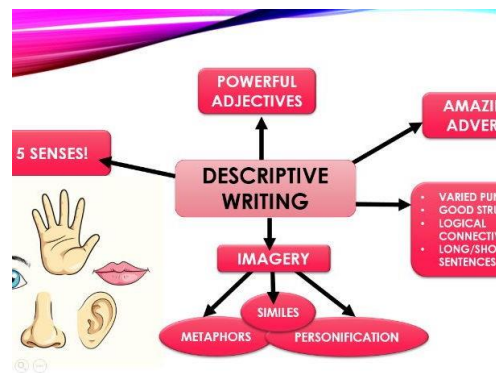
- Descriptive Writing
- DASH Paragraph
- DASH Technique
- Features of Descriptive Writing

To explore the DASH technique in a paragraph.

To write a paragraph using DASH Technique

To explore and analyse the features of descriptive writing.

To apply the features and elements to write descriptive writing.




**Discuss**, different descriptions from various genres.

**Talk**, about importance of 5 senses and use of imagery in a descriptive writing.

**Encourage**, children to read different descriptive texts and examine the elements.

**Discuss**, various DASH technique used in the extract.

**Talk**, why figurative devices and imagery is important for writing a descriptive paragraph/writing.



### Writing Adventure Paragraphs with a

## DASH?

The daunting, destructive waves and menacing, ominous clouds seemed to blend into one as the chaotic sea grappled to claim another victim. Struggling to maintain control of her ship, Clara tugged firmly on the ropes to no avail, as the boom swung and knocked Clara off her feet. "Help!" cried Clara in anguish, barely managing to finish the word before plummeting into the raging torrent of water. Struggling and desperate for air, Clara fought towards the surface and clung onto an upturned barrel with the last of her strength. What could be lurking beneath her in the gloomy depths?

[Descriptive Writing](#)

[Using 5 senses](#)

[What is Imagery?](#)

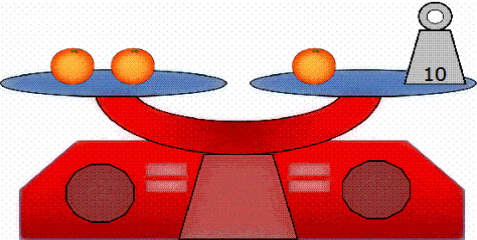
[Figurative Language](#)



# The Winchester School

## Family Learning Newsletter-**Year 5-March 2022**



Area of learning	Focus	Home activities/How can you help your child at home	Useful website
<b>Numeracy</b>	<ul style="list-style-type: none"> <li>To understand standard units of weight and convert from one given unit to another and present as whole numbers, fractions or decimals that are the same.</li> </ul>  <ul style="list-style-type: none"> <li>To read, write and convert time between analogue and digital 12 &amp; 24-hour clocks and vice-versa.</li> </ul>	<p><b>Encourage</b> your child to calculate the weight of each nutrient on a food packet in grams.</p> <p>Metric units of mass: Mass is measured in grams (g), kilograms (kg) and tons.</p> <p>These are known as metric units of mass.</p> <p style="text-align: center;"><b>1 kg = 1000 g</b> <b>1 ton = 1000 kg</b></p> <p><b>Encourage</b> your child to read and write the time using both analogue and Digital clock.</p> <p><b>Share</b> with them that 24-hour clock is used in military, aviation, navigation, tourism, meteorology, astronomy, computing, emergency services, hospitals, etc.</p> <p><b>Encourage</b> children to write time using am and pm by giving various situations.</p>	<p><a href="https://www.ictgames.com/mobilePage/mostlyPostie/index.html">https://www.ictgames.com/mobilePage/mostlyPostie/index.html</a></p> <p><a href="https://www.liveworksheets.com/worksheets/en/Math/Mass/Convert_units_of_mass_ee1374787jp">https://www.liveworksheets.com/worksheets/en/Math/Mass/Convert_units_of_mass_ee1374787jp</a></p> <p><a href="https://www.liveworksheets.com/worksheets/en/Math/Mass/Measuring_weight_in_grams_he1853313ko">https://www.liveworksheets.com/worksheets/en/Math/Mass/Measuring_weight_in_grams_he1853313ko</a></p> <p><a href="https://www.visnos.com/demos/two-clocks">https://www.visnos.com/demos/two-clocks</a></p> <p><a href="https://mathsframe.co.uk/en/resources/resource/116/telling_the_time#">https://mathsframe.co.uk/en/resources/resource/116/telling_the_time#</a></p>



# The Winchester School

## Family Learning Newsletter-Year 5-March 2022



### Challenge:


- Zoe's pick-a-mix weighed 0.64kg.

She then added a jelly snake at 122g, and a lollipop at 0.168kg. How much did Zoe's pick-a-mix weigh altogether?

She then divided the pick-a-mix equally into 5 bags.



- How much did each bag weigh?

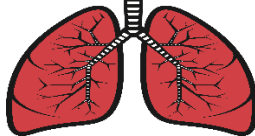




# The Winchester School

## Family Learning Newsletter-Year 5-March 2022



Area of learning	Focus	Home activities/How can you help your child at home	Useful websites
<b>Science</b>	<p><b>Electricity</b></p> <p>To describe how static electricity is formed.</p> <p>To design, create circuits and explain their working.</p> <p><b>Animals Including Humans</b></p> <p>Recognize the link between heartbeat and pulse rate to represent data about pulse rate in a bar chart and to interpret.</p> <p>To summarise the ways in which lungs play a role in circulation within animals, including humans.</p>	<p><b>Discuss</b> with your child the difference between static electricity and current</p> <p><b>Show:</b> Work with your child and show examples of static electricity like how a comb after combing your hair attracts small bits of paper. Balloons rubbed against any clothes attract your hair or stick to walls</p> <p><b>Encourage</b> to count the pulse rate by touching the wrist. Find the pulse rate before and after exercise.</p> <p><b>Encourage</b> students to do breathing exercises to improve the lung capacity.</p> <p><b>Share:</b> importance of taking deep breath. Closing the mouth and breathing through nose</p>	<p>Static Electricity  <a href="https://www.youtube.com/watch?v=Vrh5FeGUTJA">https://www.youtube.com/watch?v=Vrh5FeGUTJA</a></p> <p>Lungs  <a href="https://www.youtube.com/watch?v=AJpur6XUiq4">https://www.youtube.com/watch?v=AJpur6XUiq4</a></p>  <p>Pulse rate  <a href="https://youtu.be/U0rnucxG9hE">https://youtu.be/U0rnucxG9hE</a></p> <p>Exercise and heart rate  <a href="https://youtu.be/wWGulLaa000">https://youtu.be/wWGulLaa000</a></p>



# The Winchester School

## Family Learning Newsletter-Year 5-March 2022

Focus

### "ورقة حياة"

أن يفسر التلميذ الكلمات والعبارات المستخدمة في النصوص الأدبية.  
أن يوظف التلميذ المعاني الجديدة في النص .  
أن يحدد التلميذ خط سيرة القصة وتسلسل الأحداث  
أن يستخلص التلميذ العبرة من القصة .  
أن يستنتج التلميذ سمات الإسلوب للكاتب  
أن يُجيب التلميذ عن أسئلة النصّ وَيَطْرَحُ أسئلةً: (مَنْ - ماذا - متى - أين - لماذا - كيف)  
مُظهِراً فَهْمَهُ لِلنَّصِّ، مُبَدِّياً رَأْيَهُ فِيهِ.

### نشيد ( وطني النجوم)

أن يشرح التلميذ المعنى الإجمالي للنص الأدبية.  
أن يُفسّر التلميذ الكلمات مُسْتَعِيناً بِمُرَادِفَاتِهَا وَأَصْدَادِهَا وَسِيَاقِهَا  
أَنْ يُصَمِّمَ التلميذ بِطَاقَةً تَعْرِيفِيَّةً عَنِ الشاعِرِ.  
أن يحاكي التلميذ الأبيات .

### هل تريد أن تكتب يومياتك ؟

أن يفسر التلميذ الجمل والعبارات المستخدمة في النصوص الأدبية.  
أن يستنتج التلميذ العلاقة بين الأحداث ( أحداث بسيطة من النص).  
أن يُجيب التلميذ عن أسئلة النصّ وَيَطْرَحُ أسئلةً: (مَنْ - ماذا - متى - أين - لماذا - كيف)  
مُظهِراً فَهْمَهُ لِلنَّصِّ، مُبَدِّياً رَأْيَهُ فِيهِ.

### النحو – أحوال خبر كان وأخواتها

قراءة بعض القصص المتعلقة برنامج أقرأ بالعربية  
جمع صور تحمل أشكال المحبة بين المجتمعات  
مشاهدة فيديو عن أهمية القراءة .  
تدريب الطالب بالمنزل على بعض الكتابات الوصفية  
وأيضاً كتابات اليوميات  
مساعدته في كتابة فقرة مُصَمِّمًا إِيَّاهَا جُمْلَةً رَئِيسَةً،  
وَتَفَاصِيلَ دَاعِمَةً، وَجُمْلَةً خَتَامِيَّةً مَعَ الْإِلْتِمَامِ التَّامِ بِالْمَعَايِرِ.  
يمكن لولي الأمر الدخول من خلال الرابط المرفق لموقع  
قناة اللغة العربية والتربية الإسلامية الخاص بمدرسة  
ونشستر ومتابعة التسجيلات الخاصة بالدروس ومشاركتها  
مع التلميذ وتدوين ما تعلمه في دفتره المدرسي.

[كان وأخواتها 1 | الصف](#)  
[YouTube - الخامس | النحو](#)

[إعراب الخبر النحو](#)  
[YouTube](#)

[منصة أقرأ بالعربية](#)

[قناة اللغة العربية والتربية](#)  
[الإسلامية بمدرسة ونشستر](#)

Arabic for  
Arabs

Arabic for  
Non-Arabs

### Celebrities: (famous personalities) (شخصيات مشهورة)

To describe your favourite "star" and talk about his or her specialization and important events in their lives.  
To describe the famous personalities in the world.  
To express the opinion in famous personalities  
To describe your favourite "star" and talk about his or her specialization and important events in their lives.  
To describe the famous personalities in the world.  
To express the opinion in famous personalities.

Encourage your child to memorize his/her new vocabulary about the new topic (the hobbies) from the Arabic notebook and book (dictionary).  
Ask your child to express his/her opinion in famous personalities.  
Go through the links on the Arabic YouTube channel so that you can help your child learn more at home about the topic

[I Read Arabic](#)

[Arabic and Islamic](#)  
[YouTube Channel](#)





# The Winchester School

## Family Learning Newsletter-Year 5-March 2022




<p>Islamic for Arab</p>	<p><b>سورة النازعات</b> أن يفسر التلميذ المفردات الواردة في السورة. أن يُبين التلميذ عاقبة المؤمنين وغير المؤمنين. أن يستنتج التلميذ أن الإنسان مُحاسَبٌ على أعماله. <b>يَسْرُوا وَلَا تَعْسَرُوا</b> أن يحفظ التلميذ الحديث الشريف جيداً. أن يوضح التلميذ مظاهر يُسر الإسلام. أن يُعبّر التلميذ عن أهمية اختيار أيسر الأمور. <b>الهجرة النبوية</b> أن يُبين التلميذ أسباب هجرة المسلمون إلى المدينة. أن يوضح التلميذ أهمية الأخذ بالأسباب مع التوكل على الله تعالى. أن يستنتج التلميذ الدروس والعبر من هجرة النبي ﷺ والمسلمون.</p>	<p>مساعدة الابن في البحث عن آيات قرآنية تحثُ على التيسير على النفس وعلى الناس. مساعدة الابن في البحث عن أحاديث نبوية شريفة تحثنا علي حسن الخلق . حث الابن على الأخذ بالأسباب والتوكل على الله. يمكن لولي الأمر الدخول من خلال الرابط المرفق لموقع قناة اللغة العربية والتربية الإسلامية الخاص بمدرسة ونشستر ومتابعة التسجيلات الخاصة بالدروس ومشاركتها مع التلميذ وتدوين ما تعلمه في دفتره المدرسي.</p>	<p><a href="#">سورة النازعات</a> <a href="#">اختيار أسر الأمرين</a> <a href="#">الهجرة النبوية</a> <a href="#">قناة اللغة العربية والتربية الإسلامية بمدرسة ونشستر</a></p>
<p>Islamic Non-Arab</p>	<p><b>The most beloved of deeds to Allah (S-W) (Honorable Hadith)</b> To conclude the benefits of going on doing good deeds. To explain the reasons that help continue doing good deeds. <b>Al-Isra Wa Al-Mi'raj</b> To explain the truth of the Night Journey and the ascension to Heaven. To identify What the Prophet (P-BH) saw in the Night Journey and the ascension to Heaven. To conclude the lesson derived from the Night Journey and the ascension to Heaven (Al-Isra wa Al-Mii'raj). <b>Doing Good to Other People</b> To explain the importance of equality among people. To Show the foundations of the preference among people. To clarify the importance of integration and cooperation among people.</p>	<p>Talk with your child about the equality in Islam. Share with your child the general meaning of the Hadith of the act which is most pleasing to Allah. Discus with him what are the most beloved of deeds to Allah. Talk with your child about importance of equality among people, which is one of the principles brought by Islam. Share with your child the foundations of the preference among people. Go through the links on the Arabic and Islamic YouTube channel so that you can help your child learn more at home about the topic.</p>	<p><a href="#">The Most Beloved People To Allah</a> <a href="#">15 Of the Most Beloved Deeds to Allah</a> <a href="#">Lessons from Al Isra'a &amp; Miraj</a> <a href="#">How Islam Treat Workers Maids and Domestic Servants</a> <a href="#">[EP07] How Muhammad ﷺ Treated His Servant</a> <a href="#">Arabic and Islamic YouTube Channel</a></p>



# The Winchester School

## Family Learning Newsletter-Year 5-March 2022



Area of learning	Focus	Home activities/How can you help your child at home	Useful website
<b>Geography</b> UK mountains	To explore the key areas of higher ground in the UK	<p><b>Talk</b> with your child about the mountain ranges of the UK.</p> <p><b>Share</b> information about the highest mountains in the UK.</p> <p><b>Encourage</b> your child to research the main areas of high ground in the UK.</p> <p><b>Key Vocabulary:</b> Mountain ranges, landscape, legend, peaks, contours.</p>	<p><a href="https://www.youtube.com/watch?v=4ACs-ASBk8">https://www.youtube.com/watch?v=4ACs-ASBk8</a></p> <p><a href="https://school-learningzone.co.uk/key_stage_two/ks2_geography/mountains/mountains.html">https://school-learningzone.co.uk/key_stage_two/ks2_geography/mountains/mountains.html</a></p> <p><a href="https://wordwall.net/resource/2915815/geography/uk-mountains-hills">https://wordwall.net/resource/2915815/geography/uk-mountains-hills</a></p> <p><a href="https://www.youtube.com/watch?v=mL1RsDRvTig">https://www.youtube.com/watch?v=mL1RsDRvTig</a></p>
<b>UAE Social Studies</b>  <b>Saving, Budgeting and Spending</b>  <b>Term Project</b>	<p>To explore the benefits of saving and budgeting.</p> <p>To develop a small budget.</p> <p>To describe the wise shoppers.</p> <p>To list the items needed to open up a business.</p> <p>To identify the type of business they would open.</p> <p>To list what they need to open the business.</p> <p>To create a budget for their business.</p>	<p><b>Talk</b> to your child about the meaning of Savings and Spending.</p> <p><b>Share</b> with your child how you plan your budget for the month.</p> <p><b>Encourage</b> with your child how you plan your budget for the month.</p> <p><b>Key Vocabulary:</b> Saving, Budgeting, Spending, Wise Shopper</p> <p><b>Talk</b> to your child about different types of businesses and how does each one serves in community.</p> <p><b>Share</b> a few ideas on how to venture a business and things they need to open a new business.</p> <p><b>Encourage</b> them to present their ideas in the class.</p>	<p><a href="https://www.youtube.com/watch?v=NfurkrZEn3Q">https://www.youtube.com/watch?v=NfurkrZEn3Q</a></p> <p><a href="https://www.youtube.com/watch?v=58EuubFG9-c">https://www.youtube.com/watch?v=58EuubFG9-c</a></p> <p><a href="https://www.incharge.org/financial-literacy/budgeting-saving/teach-kids-to-save/">https://www.incharge.org/financial-literacy/budgeting-saving/teach-kids-to-save/</a></p> <p><a href="https://www.smallrevolution.com/kids-business-ideas-make-money/">https://www.smallrevolution.com/kids-business-ideas-make-money/</a></p> <p><a href="https://www.youtube.com/watch?v=7ykkhepT9aE">https://www.youtube.com/watch?v=7ykkhepT9aE</a></p>



# The Winchester School

## Family Learning Newsletter-Year 5-March 2022



--	--	--	--


Area of learning	Focus	Activities	Useful websites
<b>French</b>	<p><b><u>Topic : Les fournitures scolaires</u></b></p> <ul style="list-style-type: none"> <li>- To name and identify different school objects.</li> <li>- To apply adjective agreement to describe school objects.</li> </ul> <p><b><u>Grammar:</u></b></p> <ul style="list-style-type: none"> <li>- To apply verb avoir in present tense.</li> <li>- To use the negative form.</li> <li>- To apply the plural form.</li> </ul>	<div style="display: flex; align-items: center; margin-bottom: 10px;"> <div style="border: 1px solid green; padding: 5px; margin-left: 5px;">Talk</div> </div> <ul style="list-style-type: none"> <li>- Ask the child to describe their school objects using adjectives of colors .</li> </ul> <div style="display: flex; align-items: center; margin-bottom: 10px;"> <div style="border: 1px solid blue; padding: 5px; margin-left: 5px;">Share</div> </div> <ul style="list-style-type: none"> <li>- Create a presentation or poster to describe What they have/don't have in the pencil case.</li> <li>- Create a 3D Classroom objects and label it.</li> </ul> <div style="display: flex; align-items: center; margin-bottom: 10px;"> <div style="border: 1px solid yellow; padding: 5px; margin-left: 5px;">Encourage</div> </div> <p>Your child to find the new vocabulary and to create their own dictionary then use these words to create their own sentences.</p>	<p><b><u>Topic : Les fournitures scolaires</u></b></p> <p><a href="https://www.youtube.com/watch?v=Pmw8J2e15Y0">https://www.youtube.com/watch?v=Pmw8J2e15Y0</a></p> <p><a href="https://www.youtube.com/watch?v=J_svNINP97k">https://www.youtube.com/watch?v=J_svNINP97k</a></p> <p><a href="https://www.youtube.com/watch?v=Zl9dp7nt7pg">https://www.youtube.com/watch?v=Zl9dp7nt7pg</a></p> <p><a href="https://www.youtube.com/watch?v=xHxlth4kE2Q&amp;t=27s">https://www.youtube.com/watch?v=xHxlth4kE2Q&amp;t=27s</a></p> <p><a href="https://www.youtube.com/watch?v=dzEPv-Zc3eg&amp;t=41s">https://www.youtube.com/watch?v=dzEPv-Zc3eg&amp;t=41s</a></p> <p><b><u>Grammar</u></b></p> <p><a href="https://www.youtube.com/watch?v=Rymbg3PnyL0">https://www.youtube.com/watch?v=Rymbg3PnyL0</a></p> <p><a href="https://www.youtube.com/watch?v=rMqx0rUN8Cc">https://www.youtube.com/watch?v=rMqx0rUN8Cc</a></p> <p><a href="https://www.youtube.com/watch?v=d2JwURExB9A&amp;t=394s">https://www.youtube.com/watch?v=d2JwURExB9A&amp;t=394s</a></p> <p><a href="https://quizlet.com/ch/605500280/es-objets-de-la-classe-flash-cards/">https://quizlet.com/ch/605500280/es-objets-de-la-classe-flash-cards/</a></p> <p><a href="https://quizlet.com/605500280/test">https://quizlet.com/605500280/test</a></p> <p><a href="https://quizlet.com/605500280/mat">https://quizlet.com/605500280/mat</a></p> <p><a href="https://quizlet.com/605500280/gravity">ch</a></p> <p><a href="https://quizlet.com/605500280/gravity">https://quizlet.com/605500280/gravity</a></p>



# The Winchester School

## Family Learning Newsletter-**Year 5-March 2022**



		 <p data-bbox="1128 339 1305 422">ASK</p> <p data-bbox="1328 373 1641 443">To keep exploring the links given.</p>	<p data-bbox="1675 272 2150 343"><a href="https://www.liveworksheets.com/fi1341832sn">https://www.liveworksheets.com/fi1341832sn</a></p> <p data-bbox="1675 355 2150 426"><a href="https://www.liveworksheets.com/e1404571ue">https://www.liveworksheets.com/e1404571ue</a></p>
--	--	-----------------------------------------------------------------------------------------------------------------------------------------------------------------------------------------------------	---------------------------------------------------------------------------------------------------------------------------------------------------------------------------------------------------------------------------------------------------------------------------------





# The Winchester School

## Family Learning Newsletter-**Year 5-March 2022**



--	--	--	--



# The Winchester School

## Family Learning Newsletter-Year 5-March 2022



<b>Activity -3</b>	Volleyball: Under arm pass and overhead pass	<p><u>Talk and Encourage the children to do the following:</u></p> <p><u>Proper warm up</u> The Students will do the proper warm up and will practice Under arm pass and overhead pass game with basic rules. Follow the link</p> <p><u>Cooldown</u> After the game students will do proper cooldown activity.</p>	Link 1; <a href="https://www.youtube.com/watch?v=dn_rkWl7700">https://www.youtube.com/watch?v=dn_rkWl7700</a>
<b>Activity -4</b>	Volleyball: Under arm Service (To hit the ball close to the net)	<p><u>Talk and Encourage the children to do the following:</u></p> <p><u>Proper warm up</u> The Students will do the proper warm up and will practice Under arm Service (To hit the ball close to the net)game with basic rules. Follow the link</p> <p><u>Cooldown</u> After the game students will do proper cooldown activity.</p>	Link 1: <a href="https://www.youtube.com/watch?v=E65rysfSWNQ">https://www.youtube.com/watch?v=E65rysfSWNQ</a>



# The Winchester School

## Family Learning Newsletter-**Year 5-March 2022**



Area of learning	Focus	Activities	Useful websites
<b>Music Year 05 (Sunil)</b>	Learning how to play the song "Believer "on the recorder	<ul style="list-style-type: none"> <li>Let the child practice at home, even though there will be squeaking. Be an audience. But better also check if the child is holding the recorder properly.</li> </ul>	
<b>Music Year05 (Kiko)</b>	<ul style="list-style-type: none"> <li>Improving children's confidence and musicality through singing actions songs and chanting rhymes.</li> <li>Improving on listening skills and recalling.</li> </ul> Reading Notes	<ul style="list-style-type: none"> <li>Let the children sing action songs at home.</li> <li>Ask the child to perform the songs we learned in school.</li> <li>Help the child choose which other songs they know aside from the songs taught in school and let them invent their own singing actions.</li> </ul>	<a href="https://www.timeout.com/new-york-kids/music/best-kids-songs">https://www.timeout.com/new-york-kids/music/best-kids-songs</a>
<b>Music Year05 (Joyson)</b>	<ul style="list-style-type: none"> <li>Improving child's confidence and musicality through music letter names reading. We explore the music notes in a specific song "Havana ". So that they are able to play in the recorder</li> </ul>	<ul style="list-style-type: none"> <li>Let the child understand the music note and the finger position on the recorder.</li> <li>Ask the child to perform it with the beat. Below mentioned link is for the beats.</li> <li><a href="#">80 BPM - Simple Straight Beat - Drum Track - YouTube</a></li> </ul>	<a href="#">Easy Havana Recorder Tutorial Part 1 - Step by Step - YouTube</a>





# The Winchester School

## Family Learning Newsletter-Year 5-March 2022



Area of learning	Focus	Activities	Useful websites
ICT	<p><b><u>Topic Multimedia Presentation</u></b></p> <ul style="list-style-type: none"><li>• To create a Prezi presentation starting with basic features (including inserting titles, frames, images and path).</li><li>• To import images and videos from various sources into the Prezi, and use zoom in/out transitions.</li><li>• To use themes (theme wizard), 3d backgrounds and hidden text (animating frame content), and share Prezi.</li></ul>	<p><b>Encourage Children to use technology responsibly</b></p> <p><b>Create a presentation using Prezi based on your chosen science/humanities research topic.</b></p> <p><b>Encourage your child to create an "Interesting Me" presentation using the Prezi program and be able to demonstrate how to use the basic program.</b></p>	<p><a href="#">Prezi for Education   Presentation Software for Teachers and Students   Prezi   Prezi</a></p> <p><a href="#">How to Make a Prezi : 5 Steps - Instructables</a></p>



# The Winchester School

## Family Learning Newsletter-Year 5-March 2022



Area of learning	Focus	Home activities/How can you help your child at home	Useful website
<b>UAE Moral Education</b>	<p><b>Happiness is the key to life</b> Understand that happiness and well-being is integral part of life.</p> <p><b>Addressing Change and Loss</b> Learn how to deal with changes and loss positively.</p>	<p><b>Talk</b> with your family about what makes them happy.</p> <p><b>Share</b> your happy moments with them.</p> <p><b>Encourage</b> children to be joyful and helpful to others.</p> <p><b>Talk</b> with your family that change and loss are part and parcel of life.</p> <p><b>Share</b> your experience when and how you addressed change and loss in life.</p> <p><b>Encourage</b> children to cope with change and loss in a positive manner.</p>	<p><a href="https://www.youtube.com/watch?v=GbWGiV7s6Uc">https://www.youtube.com/watch?v=GbWGiV7s6Uc</a></p> <p><a href="https://www.youtube.com/watch?v=1Y5R8K7OKSo">https://www.youtube.com/watch?v=1Y5R8K7OKSo</a></p> <p><a href="https://www.youtube.com/watch?v=hyx_QYkCjZs">https://www.youtube.com/watch?v=hyx_QYkCjZs</a></p>



**The Winchester School**  
Family Learning Newsletter-**Year 5-March 2022**

