










The Winchester School

Family Learning Newsletter (FS 2) – May 2022



Area of learning	Focus	Home activities/How can you help your child at home	Useful website
<p>Communication and Language</p>	<p>Listening and attention. Hold conversation when engaged in back-and-forth exchanges with their teacher and peers.</p> <p>Understanding Demonstrate understanding of what has been read to them by retelling stories and narratives using their own words and recently introduced vocabulary.</p> <p>Speaking Use and understand recently introduced vocabulary during discussions about stories, non-fiction, rhymes, and poems and during role-play.</p>	<p>Explain to your child, why it is important to pay attention by looking and listening when others are speaking. Encourage your child to take turns while engaging in back and forth interactions. This can most likely happen during everyday situations like having a bath, walking to the park, or getting ready for bed. It gives your child the opportunity to take the first turn about something that interests him/her, and allows you to respond to what has captured his/her attention.</p> <p>Encourage your child to join in imaginative play and role-play or real-life storytelling and encourage to talk about what is happening and to act out the scenarios in character. Encourage your child to add increasing detail to their own retellings through their own choice of words, images and punctuation to help them recall and retain their ideas.</p> <p>Provide opportunities for your child to participate in meaningful speaking and listening activities. For example, share a favourite story, make up a rhyme or poem using familiar vocabulary and take models that they have made to show and explain how they were made.</p>	<p> Taking turns in Listening.</p> <p> Retelling the story.</p> <p></p>

<p>Prime Area Personal, Social and Emotional Development</p>	<p>Making Relationships: Form positive attachments to adults and friendships with peers.</p> <p>Sense of Self: Explain the reasons for rules, know right from wrong and try to behave accordingly.</p> <p>Understanding emotions: Show sensitivity to their own and to others' needs.</p>	<p>Encourage your child to make new friends when they go to the park or any party. Ensure that they take turn, share and involve other children in group activities. Provide play activities that encourage cooperation and collaboration, such as parachute activities and ring games.</p> <p>Provide books with stories about characters that follow or break rules, and the effects of their behaviour on others. Model the golden rules which they have to follow in their daily life and talk about the reason to follow them and their consequences.</p> <p>Share books, puppets, dolls and small world play that help your child to explore their ideas about friends and friendship and talk about feelings. Talk about understanding feelings, problem solving and controlling anger e.g. help your child to recall how they felt/reacted if they were playing with a toy and his/her friend or sibling grabs their toy. What did he/she do?</p>	 <p>Parachute activities.</p>  
<p>Physical Development</p>	<p>Moving and handling: Demonstrate strength, balance and coordination when playing.</p> <p>Health and self-care: Manage their own basic hygiene and personal needs, including dressing, going to the toilet and understanding the importance of healthy food choices.</p>	<p>Encourage your child to practice some static balancing activities which improve the ability to hold a stationary position with control (e.g. "Freeze" or "statue" games, running or bike riding).</p> <p>Talk to your child about why personal hygiene is so important? Share videos or pictures of personal hygiene to understand how to take care of their body in small ways every day and how they can prevent many health conditions that are related to poor hygiene.</p>	 <p>Balance and coordination</p>  <p>Personal Hygiene</p>

Specific Area Literacy

Reading

Read words consistent with their phonic knowledge by sound blending.

Read aloud simple sentences and books that are consistent with their phonic knowledge, including some common exception words.

Stories

Whatever next by Jill Murphy

How to catch a star by Oliver Jeffers

Mum and Dad by Anthony Browne

Writing:

Spell words by identifying sounds in them and representing the sounds with a letter or letters;

Write simple phrases and sentences that can be read by others.

Jolly Phonics

Recap of g o u l f, ai j oa ie ee or z, w, ng, v oo, oo y, x, ch, sh, th, th, qu, ou, oi, ue, er, ar.

Blending consonant, vowel, consonant (CVC) words for reading and writing. High frequency words- can, are, had, into, this, that, but be, like, so, not, then, go, do, when, there, them, then, this, with, out, so, one, do, could, would, should, you.

Share and read words and simple books.

Provide varied texts and encourage your child to use their phonic knowledge to decode words. This daily practice gives them the confidence to develop their reading skills.

Encourage your child to make up their own stories by looking at picture books or books with simple words and sentences.

Encourage to read more books about day and night.

<https://www.storyjumper.com/book/search>

Share and read books about stars, planets and space and share their reasons for their opinion. **Encourage** your child to make up their own stories by looking at the picture books or books with simple words and sentences. **Share** and read information books on space and the moon.

Demonstrate writing so that the child can see spellings in action.

Encourage your child to look at a picture and write a sentence about it or write a note to a friend inviting them to a party or to mum/dad. Note to dad—please can we go to the beach on Friday.

Encourage your child to make their own story books on mum/dad, starts and space by writing simple phrases and sentences.

Encourage your child to look at the pictures/ objects around the house and write labels and sentences for it.

Revise all the letter sounds and digraphs taught in the class and make a word list for each letter sound. Find the sounds, words and High frequency words in newspapers and magazines and highlight the words.

Reading

<https://www.storyjumper.com/book/search>

How To Catch A Star



What ever next

Write in School



Writing sentences


Set 3 Jolly Phonics

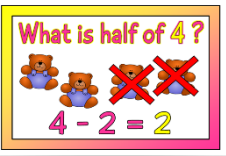




Set 4- Jolly Phonics



Set 5 Jolly Phonics

Set 6 Jolly Phonics

High Frequency words



<p>Mathematics</p>	<p>Numbers Automatically recall number bonds up to 5 and some number bonds to 10, including double facts.</p> <p>Numerical Patterns: Explore and represent patterns within numbers up to 10, including evens and odds, double facts and how quantities can be distributed equally.</p>	<p>Encourage your child to make up their own story problems and solve. Ex, My mum gave 2 chocolates and my dad double of 2, how many chocolates my dad gave to me? Help your child to understand that five fingers on each hand make a total of ten fingers altogether, or that two rows of three eggs in the box make six eggs altogether.</p> <p>Encourage your child to make up their own story problems on doubling for other children to solve.</p> <p>Play games like subitising with your child, talking about how they see numbers of things made up in a variety of arrangements (e.g. recognising odd and even numbers). Practice finding the odd one out and being able to explain what is same or difference between objects? This will also support the development of your child's reasoning skills.</p> <p>Encourage your child to use different types of objects to sort and find many ways of making the same number.</p>	<p>Doubling Sharing</p>  
<p>Understanding the World</p>	<p>People and communities Know some similarities and differences between different religious and cultural communities in this country.</p> <p>The world Understand some important processes and changes in the natural world around them, including the seasons and changing states of matter.</p> <p>Technology Develops digital literacy skills by being able to access, understand and interact with a range of technologies</p>	<p>Talk and strengthen the positive impressions that your child has of their own cultures and faiths, and those of others in their community, by sharing and celebrating a range of practices and special events.</p> <p>Share information about your own family, giving your child time to ask questions or make comments. Using examples from real life and from books, show your child how there are many different families.</p> <p>Encourage your child to observe things around them. Talk about how it is different if it is on the moon. Talk about the difference between earth and the moon e.g. earth has sea, rivers, seasons, the moon has craters. Talk about Astronauts, Planets and Rockets. Show them videos of Astronauts, Planets and Rockets.</p> <p>Encourage your child to Google search and find out information. Encourage your child to take pictures with a camera and then show how to download the pictures on a laptop and watch them together and save.</p>	  

<p>Expressive Art and Design</p>	<p>Creating with materials Share their creations, explaining the process they have used.</p> <p>Being imaginative and expressive: Sing a range of well-known nursery rhymes and songs.</p>	<p>Provide opportunities to talk about the key materials used while creating the model. e.g. drawing media, paper, paint, cardboard and clay in order to continue to develop expertise as tools for expression and communication.</p> <p>Encourage your child to sing nursery rhymes which will help to develop an ear for their language. Both rhyme and rhythm help kids hear the sounds and syllables in words, which helps kids learn to read.</p>	<p>Self-expression through art.</p>  
<p>Arabic</p>	<p>To distinguish Tashkeel (Arabic vowels) and how to use. To know how to write Arabic letters (ن) Noon (هـ) Haa (و) Waa (ي) Yaa To Know some Arabic words starting with these letters (ن) Noon (هـ) Haa (و) Waa (ي) Yaa To revise some Arabic letters and words.</p>	<p>Encourage your child to practice writing the letters he or she has already learnt at school and draw them.</p>	<p>Arabic alphabets</p> <p>Learn Arabic Writing</p> <p>Learn Arabic numbers</p>
<p><u>Coming Up Events</u></p> <p>Eid Al Fitr- Tuesday/Wednesday 3rd and 4th May 2022 International Mother's day- Monday 9th May 2022 International Day of Families- Monday 16th May 2022 Field trip Tuesday 17th May 2022 Pyjama Party Wednesday 18th May 2022</p>			