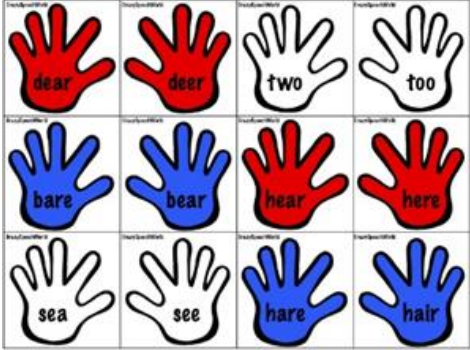



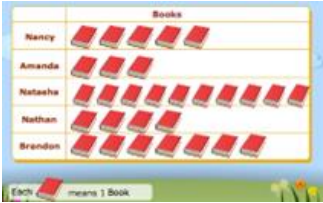
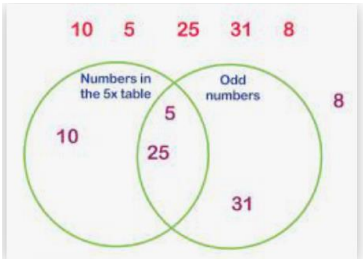




Area of learning	Focus	Home activities/How can you help your child at home.	Useful websites
<p>English</p>	<p>Spelling To learn words that sound the same but are not spelt the same and do not mean the same (homophones). To know the correct meaning of a homophone pair.</p> <p>Punctuation To effectively use punctuation learnt, in stories and other creative writing tasks. To understand the significance of punctuation in improving the fluency and expression or reading and writing.</p> <p>Information text To research and write an information text. To confirm the understanding of informational text by asking and answering questions about key details. To discuss the difference between pictures and photographs.</p> <p>Grammar To use progressive present and past tenses effectively in order to communicate the time of action.</p>	<p>Share a few homophones with your child and have them think of some more and make a list of pairs of homophones. Encourage them to frame sentences using the pairs of homophones in each sentence. Examples: His <u>son</u> doesn't like playing in the <u>sun</u>. The student <u>won one</u> trophy.</p> <p>Practice Kung Fu punctuation with your child, remind them to use it whenever you are writing about a story they have read or writing a letter to their friends or grandparents.</p> <p>Share the responsibility with your child to research on any topic (animal/landmark) and elicit the special features. Share with you child any extra interesting information you have about the topic. Encourage your child to use appropriate vocabulary, time connectives and correct grammatical syntax as this will ensure quality in the written tasks.</p> <p>Share a list of countries in different time zones. Then challenge your child to make sentences about what is probably happening there right now, as well as their impressions of what daily life is like. Example: "People are probably coming home from work right now." Or "I think people are going to bed right now."</p>	<p>Homophones https://www.youtube.com/watch?v=gSUEhDeD-mM</p>   <p>Progressively tensed! Past Progressive</p>

	<p>Text Level</p> <p>Novel: To be able to write a character profile. To make a list of quotes that describe a character. To describe a scene from the novel and explain how the author make it come alive for the reader.</p> <p>Moral Education:(Judging others) To demonstrate respect irrespective of race and background. To learn to adapt to circumstances.</p>	<p>Talk about how the story progresses from the introduction and description of characters to the problem and resolution. Share with your child your opinions about incidents in the text and support these with references from the text. Encourage your child to imbibe vocabulary, time connectives and correct grammatical syntax as this will ensure quality in the writing tasks.</p> <p>Talk to your child about tolerance of differences. Share your experiences of the encounters you have had with people of different backgrounds and discuss the benefits of 'differences'. Discuss how meeting someone from a different ethnic background helped broaden your understanding or discover a new point of view. Encourage your child to accept and respect people of different races, religion and cultures.</p>	  <p>stories on tolerance</p>
<p>Mathematics</p>	<p>Data Handling</p> <p>Ask and answer simple questions by counting the number of objects in each category, interpret and construct simple pictograms, tally charts, block graphs, Venn diagrams and simple tables.</p>	<p>Talk to your child about different ways of presenting data. (Tally chart, pictogram, block graphs, Venn diagram, etc)</p> <p>Use two hula hoops to make a Venn diagram on the floor or on a large table. Give your child a group of objects and ask them to sort them into two categories, with some overlap. Encourage them to come up with the criteria to sort. For example, if you gave them various shapes of different colours, they could choose how to sort them. So, they might put 'Blue shapes' in one circle and 'Squares shapes' in another. They would place blue squares in the intersection. Any shapes that were not blue or square, such as a red triangle, would be placed outside the circles.</p> <p>To extend other math concepts, you can have them sort numbers based on what they know. For example, label the two hoops 'Multiples of 3' and 'Even Numbers'.</p> <p>Encourage your child to create a tally chart or a Venn diagram and record the number of cars in the parking area.</p>	 <p>Pictogram bar charts</p>  <p>Venn diagram Sorting in a Venn diagram</p>

Ask and answer questions about totaling and comparing categorical data.

Weight

Compare, describe and solve practical problems for: mass/weight for example, heavy/light, heavier than, lighter than.

Measure and record the mass/weight of objects.

You can also ask your child to record:
Types or colours of clothes in a wardrobe
Colours of main doors
Coins in a purse

QUESTIONS TO ASK

Why is a pictogram called so?

How do you make a tally mark?

What happens when there are already four tally marks and you want to add a fifth tally mark to that group?

Encourage your child to create questions based on the data collected and challenge his/her older siblings/ friends/parent to answer them using vocabulary like; 'How many more? How many less? Total, difference, least, most, etc.'

How many more spoons than forks/knives/ are in our kitchen?

What coins are the most in number?

In a grocery store **share** some items which are measured by weight.

Encourage your child to read the weight given on their packaging in grams or kilograms. Encourage him/her to get some vegetables or fruits, estimate how much do they weigh before they get these items weighed.

QUESTIONS TO ASK

Order these 5 objects from lightest to heaviest.

Which object is lighter/heavier?

Which 2 objects do you think might weigh the same as this object?

Cars in the Parking area	
Colour	Tally
Red	
Yellow	
Blue	
Green	

[Interpreting Data](#)

[Interpreting Data](#)



[measuring weight](#)

[measurements word problems](#)

[Weight Challenge](#)

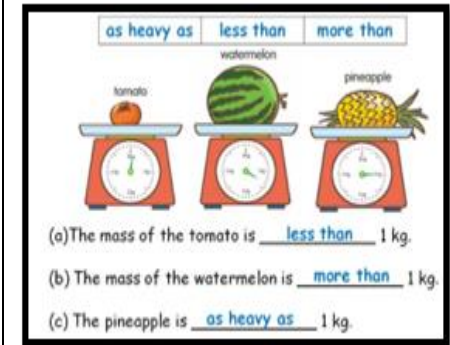
Challenge

Queen Esmerelda's coins

Queen Esmerelda had 20 gold coins.
She put them in four piles.



- ◆ The first pile had four more coins than the second.
- ◆ The second pile had one less coin than the third.
- ◆ The fourth pile had twice as many coins as the second.



Science

Germination of Plants

To explore and describe different types of bulbs.

To observe and describe how seeds and bulbs grow into mature plants.

Talk about what the bulbs need to germinate?

Share information about germination: Germinate means start growing, (seeds and bulbs have enough goodness contained in them to start growing - once they develop their first true leaves, photosynthesis takes over and the plant produces its own food).

What do plants need to carry on growing healthily?

Explore, research and share information on the functions of different parts of a plant with your child.

Encourage your child to grow plants in different pots according to the given conditions:

Sand, water, light, air but no soil.

Water, light and air but no soil.

Soil, air and light but no water.

Soil, air and water but no light.

Soil, water and light but no air.


Soil, water and light, but kept in the cold.

Let them observe the difference sketch or draw these plants and labels its parts.

[Seeds and Bulbs](#)

[Life cycle of a Plant](#)

<p>Arabic for Arabs</p>	<p>قصة المخلوقات الفضائية تحب الملوخية أن يحدد التلاميذ شخصيات القصة أن يكتب التلاميذ المكان والزمان أن يضع التلاميذ عنواً آخر للقصة . أن يضع التلاميذ نهاية جديدة للقصة . أن يكتب التلاميذ ملخصاً للقصة . أن يحدد التلاميذ الجمل الاسمية والفعلية في القصة . نشيد السفينة الفضائية أن يحدد التلاميذ مفردات النص . أن يميز التلاميذ الفرق بين الشعر والنثر . أن يحدد التلاميذ المعنى الإجمالي للنص . أن يميز التلاميذ الأسلوب التعبيري الحقيقي والمجازي .</p>	<p>* يساعده في البحث عن قصص أطفال مصورة وإعادة ترتيبها . *يساعده في قراءة إحدى القصص وتحديد عناصرها . تدريب الطالب على وصف الأشياء من حوله مستخدماً الجملة الاسمية والفعلية. * تدريب الطالب بالمنزل على القيام ببعض الأعمال غير التقليدية والأشياء التي يرغب فيها والكتابة عنها مستخدماً التعبيرات الحقيقية والمجازية . يمكن لولي الأمر الدخول من خلال الرابط المرفق لموقع قناة اللغة العربية والتربية الإسلامية الخاص بمدرسة ونشستر ومتابعة التسجيلات الخاصة بالدروس ومشاركتها مع التلميذ وتدوين ما تعلمه في دفتره المدرسي.</p>	<p>منصة اقرأ بالعربية قناة اللغة العربية والتربية الإسلامية بمدرسة ونشستر</p>
<p>Arabic for Non- Arabs</p>	<p>Shopping (التسوق) To use the new words in sentences. To describe a day in the mall using different adjectives. To conjugate the new verbs with the pronouns in sentences. Healthy foods, Unhealthy foods (الطعام الصحي وغير الصحي) To describe Healthy foods using different adjectives. To create a dialogue in Arabic about food. To conjugate the new verbs with the pronouns in sentences. To create a simple paragraph about healthy food, and unhealthy food</p>	<p>In every lesson, we provide the students with new words with their meanings to help your child memorize and use in sentences of his/her own. Ask your child to speak about his/her food. Ask your child to describe a day in the mall. Go through the links on the Arabic YouTube channel so that you can help your child learn more at home about the topic.</p>	<p>I Read Arabic Arabic and Islamic YouTube Channel</p>
<p>Islamic for Arabs</p>	<p>نعمة النبات أن يميز التلميذ نعم الله على الإنسان أن يوضح التلميذ فضل من يزرع النبات أحب جيراني أن يوضح التلميذ فضل الإحسان للجار أن يدلل التلميذ على فضل الجار كل أمي يدخلون الجنة أن يشرح التلميذ المعنى الإجمالي للحديث أن يوضح التلميذ فوائد طاعة الله الجنة أن يعدد التلميذ الأعمال الصالحة التي تدخل</p>	<p>يشجع ولي الأمر التلميذ من خلال حثه على الحفاظ على النباتات من حوله. حثه على الالتزام بالأخلاق الحسنة في القول والفعل. تشجيعه على حسن معاملة الجيران . يمكن لولي الأمر الدخول من خلال الرابط المرفق لموقع قناة اللغة العربية والتربية الإسلامية الخاص بمدرسة ونشستر ومتابعة التسجيلات الخاصة بالدروس ومشاركتها مع التلميذ وتدوين ما تعلمه في دفتره المدرسي.</p>	<p>قناة اللغة العربية والتربية الإسلامية بمدرسة ونشستر</p>

<p>Islamic for Non-Arabs</p>	<p>Lesson 1: The Prophet loves work To explain the hadith of the lesson. To conclude the virtues of working honestly.</p> <p>Lesson 2: Surat Quraysh To explain the overall meaning of Surat Quraysh. To infer the lessons derived from the surah.</p> <p>Lesson 3: Asmaa bint Abi Bakr, RA. To explore the life of the companion Asmaa Bint Abi Bakr. To conclude the qualities of Asmaa, may Allah be pleased with her.</p>	<p>Share the hadith of the lesson and let your child memorize it. Encourage him/her to draw a mind map showing the benefits of working.</p> <p>Encourage your child to memorize surah Quraysh. Share with your child the meaning of the verses to conclude the main lessons from it.</p> <p>Talk to your child about the companion Asmaa, the daughter of Abu Bakr, RA. Share with your child the main qualities known about Asmaa, RA. Encourage him/her to read or watch the story of Asmaa and her role in the migration.</p>	<p>Go through the links on the Arabic YouTube channel so that you can help your child learn more at home about the topic. Arabic and Islamic YouTube Channel</p>
<p>Humanities</p>	<p>Geography: Travelling Ted Tours London! How is Dubai different from London?</p> <p>Vocabulary: South America, London, compare, capital city, Northern Hemisphere, Southern Hemisphere, population, tourists, natural, valley. Google Earth, London, capital city, landmarks, transport, travel, webcam, route.</p>	<p>Talk with your child about the landmarks of London. Share with your child about life in a village, town and city. Encourage your child to create landmark of London using a range of materials.</p> <p>Talk with your child about two cities London and Dubai. Share the human and physical features of the two cities focusing on weather, transport, housing, places to visit/ tourism. Encourage your child to collect photographs of both cities to compare and contrast.</p>	
<p>UAE Social Studies</p>	<p>The Seven Emirates Key vocabulary: Abu Dhabi, ruler ruin fort and protect</p> <p>Islam and the UAE Key Vocabulary: Muslim, Islam, Mohammed (PBUH), Quran, respect, modest, halal.</p>	<p>Talk to your child about different cultures and how respecting others keeps the UAE a peaceful and tolerant place to live.</p> <p>Encourage your child to compare and contrast traditions in families with different cultural backgrounds (E.g. birthdays, religious ceremonies, etc).</p>	<p>https://www.youtube.com/watch?v=rQfS5lQf2w4</p> <p>https://www.youtube.com/watch?v=vP18Jxj9KJc</p>

		Share with your child the importance of preserving the elements of national identity.	
Physical Education	<p>Gymnastic Front Roll & Stand: During the focus is on to develop the leg, hand, eye, balance coordination, balance and accuracy.</p> <p>Spring board jump and landing on the floor: During Spring board jump and landing on the floor, the focus is to develop the leg and eye coordination, balance and accuracy.</p>	<p>Encourage the children to do the following: Rolling in front Balance and stand</p> <p>Encourage the children to do the following: Star jump Front jump Squat and jump Walk and balance Jump in front</p>	<p>https://www.youtube.com/watch?v=yBPHMCUJ8q4</p> <p>https://www.youtube.com/watch?v=bljzkeGa5cM</p> <p>https://www.youtube.com/watch?v=F1e7RowRtus</p> <p>https://www.youtube.com/watch?v=BlORzMBN</p>
Music (Joyson)	Improving child's confidence and musicality through singing actions songs and sing with the appropriate tune.	Encourage the children sing action songs at home. Ask the child to perform the songs we learned in school. Help the child choose which other songs they know aside from the songs taught in school and let them invent their own singing actions.	(22) You are my Sunshine 2020 - YouTube
Music (Sunil)	Read and play Musical notes with the help some words (Bee, Glow- worm, Butterfly and caterpillar)	Encourage the children to play the rhythm with the help of words by clapping (Bee, Glow - worm, Butterfly and caterpillar) Ask the child to read and play the musical notes without the word support.	
Music (Kiko)	Improving children's confidence and musicality through singing actions songs and chanting rhymes. Familiarizing with sounds of different instruments. Differentiating Fast and Slow, Loud and Soft.	Encourage the child to sing action songs at home. Ask the child to perform the songs we learned in school. Help the child choose which other songs they know aside from the songs taught in school and let them invent their own singing actions. Let the children listen to different instruments, especially piano, violin, flute, trumpet, and guitar.	<p>https://www.youtube.com/watch?v=di8Fq2zzaWU</p> <p>https://youtu.be/DUfDWDsVx_Y</p>
ICT	<p>Computational Thinking To be able to write and edit text for conversation and storytelling. To be able to organize ideas to compose a comic strip. To be able to add scenes, characters to compose a comic strip</p>	<p>Talk about the uses and importance of storytelling through Comics, highlighting what makes it unique. Encourage them to create comic strips about their favourite book, movie or food. Let them share their work with you.</p>	<p>https://youtu.be/AyzSO8Wj2IM</p> <p>https://www.storyboardthat.com/storyboard-creator</p>

	<p>To be able to compose a comic strip by differentiating between speech, thought and exclamation bubbles.</p>		<p>https://www.youtube.com/watch?v=sC0yg5k1RqY</p>
<p>Moral Education</p>	<p>A Friendship without Troubles! Is it possible? To understand how should we behave towards friends. To recognize What is friendship and why is important to maintain good friendship.</p> <p>Respecting Others To understand how can we behave with tolerance and respect in our communities.</p>	<p>Talk to your child about the importance of friendship. Share with your child the importance of having friends and how to respect others. Encourage your child to draw and list the qualities they would like to have in a best friend.</p>	<p>True Friendship</p> <p>A Good Friend is someone who...</p> <ul style="list-style-type: none"> respects supports forgives accepts everyone listens shares gives help smiles cares <p>A Good Friend is someone like you!</p> <p>Be Respectful to Others</p>