



The Winchester School

Family Learning Newsletter -Year 6- May 2022



Area of Learning	Focus	Home activities/How can you help your child at home	Useful website
Literacy	<p>Spelling</p> <p>To use words with the /i/ sound spelt 'ei' after 'c'.</p> <p>To recap homophones and near homophones.</p> <p>Grammar- SPAG</p> <p>Learning Objective:</p> <p>To categorize different types of pronouns in order to use them accurately in the written text.</p>	<p>Share with your child a few words that is pronounced /i/ but spelt 'ei' and 'c'. Have a discussion on the difference in the way the word is pronounced and its real spelling. Talk about the strategies to learn the word and spell them accurately in your note book.</p> <p>Encourage your child to recognize homophones. They are words that have the same sound but different meanings and different spellings. Some homophone pairs can be told apart because one of the words is a verb and the other one is a noun. E.g.: - advice –noun, advise – verb.</p> <p>Talk to your child regarding the use of pronouns in place of nouns. There are different types of pronouns. Explain further that personal pronouns represent people, places and things, and possessive pronouns show ownership.</p>	<p><u>spelling game</u></p> <p><u>anagram</u></p> <p><u>homophones</u></p> <p><u>homophones game</u></p> <p><u>Punctuation quiz</u></p>



The Winchester School

Family Learning Newsletter -Year 6- May 2022




Learning Outcome:


Students will be able to choose and apply their knowledge in the given task.

What Are Personal and Possessive Pronouns?

Personal pronouns represent people, places and things, such as:



She gave **him** a piano lesson.



I had lots of fun with **you** today.

Possessive pronouns show ownership and replace possessive noun phrases, such as:

The guitar is **hers**.

"The parking space is **ours**!" screamed Gina.

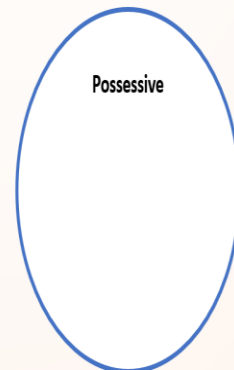
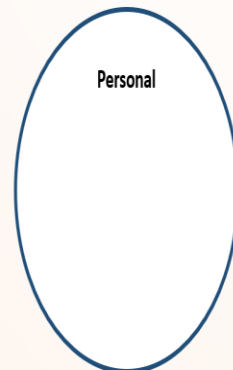
Text Level

Encourage your child to create a tabular form to test their friends/ members of the family to distinguish between personal and possessive pronouns.

Encourage children to read and separate types of pronouns.

Read the sentences below and spot the pronouns. Try to decide if they are personal or possessive pronouns.

I	yours	his	him	he	you	theirs
she	its	ours	her	it	them	they



<https://games4esl.com/quiz/pronoun-quiz/>

What is a pronoun

Pronoun is a word that replaces a noun in a sentence.

Personal pronouns	Demonstrative pronouns	Interrogative Pronouns	Indefinite pronouns	Distributive Pronoun
e.g. I, we, you, he, she, it, they.	e.g. This, that, those, these etc.	e.g. How, who, which, what, where etc.	e.g. few, some, everyone, all etc.	e.g. Each, either, neither etc.
Possessive Pronouns	Reciprocal Pronouns	Relative Pronoun	Reflexive Pronoun	Intensive/ reflexive pronouns
e.g. My, your, his, hers etc.	e.g. Each other, one another etc.	e.g. whom, whomever, that, (Sometime s), what.	e.g. Himself, itself, ourselves etc.	The intensive/ reflexive pronouns include myself etc.

TYPES OF PRONOUNS

<h4>Personal Pronouns</h4> <p>Personal pronouns refer to people or objects. They can identify people in the rest of a sentence.</p> <p>I, you, he, she, it, we, they, me, him, her, us, them</p>	<h4>Possessive Pronouns</h4> <p>Possessive pronouns are used to show who owns, or has, the object, or item.</p> <p>mine, yours, his, hers, ours, theirs</p>	<h4>Demonstrative Pronouns</h4> <p>Demonstrative pronouns are words that show that the noun is one of a group of objects or people.</p> <p>this, that, these, those</p>
<h4>Reflexive Pronouns</h4> <p>Reflexive pronouns are words ending in -self or -selves and are used when the subject and object of a sentence are the same.</p> <p>myself, yourself, himself, herself, itself, ourselves, yourselves</p>	<h4>Indefinite Pronouns</h4> <p>Indefinite pronouns are used when the noun is not named.</p> <p>anybody, anybody, anyone, something, something, someone, nothing, nobody, none, no one</p>	<h4>Relative Pronouns</h4> <p>Relative pronouns are words that begin a relative clause and add extra information to a sentence.</p> <p>that, which, who, whose, where, when, what</p>

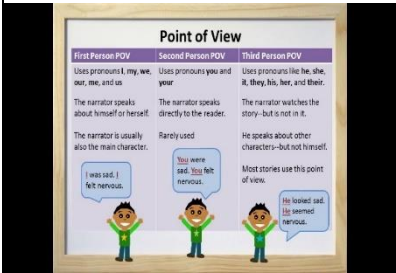
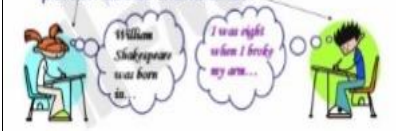
https://www.softschools.com/quizzes/grammar/possessive_pronouns/quiz436.html



The Winchester School

Family Learning Newsletter -Year 6- May 2022



<p>Autobiography and Biography (Continuation)</p> <p>To distinguish between Autobiography and Biography.</p> <p>To distinguish between fact and opinion.</p> <p>To read and retrieve information and make notes from different sources.</p> <p>To recognize the structure, language organizational and presentational features of different forms of biographies.</p> <p>To explore the biography of a particular person as presented in a range of different texts.</p> <p>To organize and develop skills of biographical and autobiographical writing.</p> <p><u>Links to Moral Education: -</u></p> <p><u>Recognizing other's point of view</u></p>	<p>Encourage your child to write their own autobiography.</p> <p>Talk to your child about famous people in the, past and present, who are worthy of admiration, who can inspire and motivate them.</p> <p>Share a famous person's significance, background, and personality. To create a timeline about the life of a person of their choosing.</p> <p>Encourage your child to make a life map and use pictograms. Explain the concept of a pictogram. Draw a heart board to represent love, a diploma to represent graduation. Draw a stick figure of a man, woman, and smaller stick figure for a child to represent a family this is to represent personal events and goals in their lives - share it with the other members of the family.</p> <p>Encourage your child to research and write a biographical sketch, including writing strategies.</p>	<p><u>Thesaurus</u></p> <p><u>Biography- activities</u></p> <p><u>Timeline</u></p> <p><u>checklist-autobiography</u></p> <p><u>The Biography Maker</u></p>  <p>What is an Autobiography?</p> <p>What is the difference between a biography and an autobiography?</p> <p>A biography is a text written by a person about someone else.</p> <p>An autobiography is a text written by a person about themselves.</p> 
--	---	---

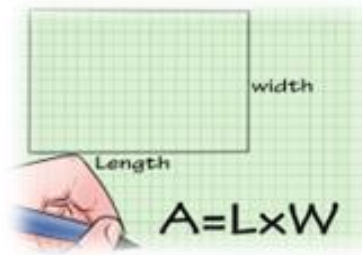


The Winchester School

Family Learning Newsletter - Year 6 - May 2022



Area of compound shapes



Volume

To calculate the volume of cube and cuboid and apply the concept to real life situation.

Sing a catchy song

This cool little tune will help students remember when and how to use area and perimeter calculations

Outline your dream house by drawing the outside walls. Your dream house should be a compound figure with all right angles.

Partition your dream house into rooms. Each room must be a rectangle.

Label and color each room.

Find and record the area of each room.

Add the area of all of your rooms to find the total area of your dream house.

Encourage your child to design their dream house using rectangular shapes and find the total area of their dream house.

Home activities/How can you help your child at home

Encourage your child to play this game.

Activity

Useful website

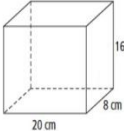
<https://corbettmaths.com/2012/08/09/volume-of-cuboids-and-cubes/>



The Winchester School

Family Learning Newsletter -Year 6- May 2022



	<p>$V = \text{area of base} \times \text{height}$</p>  <p> $l \times w \times h$ $20 \times 8 \times 16$ 160×16 2560cm^3 </p>	<p>Length = 0cm Width = 0cm Height = 0cm</p> <p>What to do</p> <ul style="list-style-type: none"> You will need 1-9-digit cards from a pack of playing cards. The first person turns over three cards to give the dimensions in centimeter of a cuboid. Calculate the volume in cm^3. The second person has a turn. Sketch the cuboids, showing a stack one on top of each other and keeping record of increasing height. The person who places the cuboid that makes the tower reach The person who places the cuboid that makes the tower reach or exceed a height of 50 cm is the winner 	
<p>Science</p>	<p>Properties and uses of materials:</p> <p>To compare, justify and group together everyday materials on the basis of their:</p> <p>Properties Hardness Solubility Transparency Conductivity (electrical and thermal) Response to magnet</p>	<p>Please encourage your child to refer to the links provided to refresh their understanding and knowledge of the topics mentioned in the Focus column.</p> <p>Talk</p> <p>Discuss with your child topics revised in school, home learning given and the sample papers.</p>	<p>https://www.schoolsofkingedwardvi.co.uk/ks2-science-year-5-3c-materials-grouping-materials/</p> <p>https://school-learningzone.co.uk/key_stage_two/ks2_science/materials/properties_of_materials/properties_of_materials.html</p>



The Winchester School

Family Learning Newsletter -Year 6- May 2022



		<p>Share:</p> <p>Share real-life examples in line with these topics. Carry out simple experiments and investigation to reinforce the same.</p> <p>Encourage:</p> <p>Encourage your child to explore the websites given to work independently.</p>	<p>https://www.bbc.co.uk/bitesize/topics/zryyedm</p>
Arabic for Arabs	<p>أحلام ليبل السعيدة (رواية) أن يميز المتعلم بين القصة والرواية أن يفسر التلميذ كلمات وتراكيب وأساليب من النص في سياقاتها . أن يحدد التلميذ أساليب خيرية في النص أن يحلل رواية محددا عناصرها.</p> <p>كتابة نص تفسيري (تعبير إبداعي) أن يكتب التلميذ نصا لتفسير ظاهرة علمية أو حدث أو رأي .</p> <p>حروف تكتب ولا تنطق أن يكتب كلمات بها حروف تكتب ولا تنطق أن يحدد حروف تنطق ولا تكتب السطر</p> <p>ضمائر الرفع المتصلة أن يميز بين الضمائر المتصلة والمنفصلة في الجملة.</p>	<p>مساعدة التلميذ في البحث عن لغويات النص بالمعجم على الإنترنت و يحلل رواية . مساعدة التلميذ في كتابة ملخص للرواية بالمنزل . مساعدة التلميذ في تحديد التلميذ التطور المكاني والزمني والعقدة في الرواية. مساعدة التلميذ في قراءة الرواية وتحديد الفكرة الرئيسة. مساعدة التلميذ في كتابة كلمات بها حروف تكتب ولا تنطق. تدريبه على إعراب وتوظيف الضمائر المتصلة في كتاباته الإبداعية مع الضبط وفقا لقواعد النحو.</p> <p>يمكن لولي الأمر الدخول من خلال الرابط المرفق لموقع قناة اللغة العربية والتربية الإسلامية بمدرسة ونشستر ومتابعة التسجيلات الخاصة بالدروس ومشاركتها مع التلميذ وتدوين ما تعلمه في دفتره المدرسي.</p>	<p><u>منصة أقرأ بالعربية</u></p> <p><u>قناة اللغة العربية والتربية الإسلامية</u> <u>بمدرسة ونشستر</u></p>



The Winchester School

Family Learning Newsletter -Year 6- May 2022



	أن يوظف الضمائر المتصلة مضبوطة الآخر في تحدته وكتاباته الإبداعية مع الضبط وفقا لقواعد النحو		
Arabic for Non Arabs	<p>In the school (في المدرسة)</p> <p>To use the exclamatory style in a paragraph about the school.</p> <p>To create a letter correctly.</p> <p>To compare between their school and different school.</p> <p>To express their opinion in the school.</p> <p>UAE in the past and in the present)</p> <p>الإمارات قديماً وحديثاً)</p> <p>To compare between the UAE aspects of life in the past and in the present.</p> <p>To distinguish the landmarks of the UAE in the past and in the present.</p> <p>To describe the monuments and landmarks of the UAE in the past and in the present.</p> <p>To design identification cards for the UAE.</p>	<p>Encourage your child to memorize his/her new vocabulary about the new topic (the school)</p> <p>Talk to your child about the school and UAE.</p> <p>Ask your child about his opinion regarding his school.</p> <p>Go through the links on the Arabic YouTube channel so that you can help your child learn more at home about the topic.</p>	<p><u>I Read Arabic</u></p> <p><u>Arabic and Islamic YouTube Channel</u></p>
	<p>التفكير العلمي</p> <p>أن يحلل التلميذ بعض صور التفكير العلمي.</p> <p>أن يدلل التلميذ على بعض صور التفكير العلمي.</p> <p>الإخفاء الحقيقي</p> <p>أن يبين التلميذ حروف الإخفاء الحقيقي.</p> <p>أن يطبق التلميذ حروف الإخفاء مع الآيات الكريمة لسورة الملك.</p>	<p>مساعدة التلميذ في فهم فضل التفكير العلمي .</p> <p>مساعدة التلميذ في معرفة بعض الأدلة عن التفكير.</p> <p>مساعدة التلميذ في مشاهدة فيديوهات عن يسر الإسلام والإخفاء الحقيقي</p> <p>مساعدة التلميذ في معرفة بعض الأدلة من الكتاب والسنة عن اليسر في الإسلام</p>	<p><u>قناة اللغة العربية والتربية الإسلامية</u></p> <p><u>بمدرسة ونشستر</u></p>



The Winchester School

Family Learning Newsletter -Year 6- May 2022




Islamic for Arabs	يسر الإسلام أن يبين التلميذ يسر وسماحة الإسلام من خلال المواقف المختلفة. أن يبين التلميذ يسر الإسلام وسماحته في الصلاة والوضوء والصوم أن يدلل التلميذ على يسر الإسلام من القرآن والسنة	يمكن لولي الأمر الدخول من خلال الرابط المرفق لموقع قناة اللغة العربية والتربية الإسلامية الخاص بمدرسة ونشستر ومتابعة التسجيلات الخاصة بالدروس ومشاركتها مع التلميذ وتدوين ما تعلمه في دفتره المدرسي.	
Islamic for Non Arabs	Lesson 1: The battle of Badr To explain the reasons behind the battle of Badr. To infer the lessons learnt from the battle with reference to Quran, Sunnah and Sirah. Lesson 2: Omar Ibn al Khattab To explore the life of the companion Omar Ibn al Khattab, RA To infer the aspects of courage of Omar, RA.	Encourage your child to watch or read about the battle of Badr. Share with your child the motifs of this battle and its result. Encourage your child to search about evidences from Quran or Sunnah talking about battles of the Prophet, PBUH. Go through the links on the Arabic YouTube channel so that you can help your child learn more at home about the topic	<u>Arabic and Islamic YouTube Channel</u>
Humanities Geography Mapping Skills	To implement four and six-figure grid references to locate places on a map.	Share with your child how a place can be located on a map using four figure and six figure grids.	<u>Mapping skills</u> <u>Reading and making map</u> Key Vocabulary- Compass, North, South, East, West, North East, South East, South West, North West, Co-ordinates, Eastings, Grid reference,



The Winchester School

Family Learning Newsletter -Year 6- May 2022




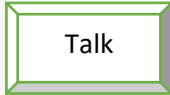



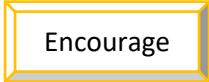

	<p>To explore eight compass points to describe routes on a map.</p>	<p>Encourage your child to follow and give directions using eight points of a compass.</p> <p>Talk to your child giving directions on maps using eight compass points.</p>	
UAE SST	<p>-BAGHDAD</p> <p><u>Key vocabulary:</u></p> <p>suburb, canal, palace, defence, multicultural</p> <p>SCIENCE AND INNOVATION</p> <p><u>Key vocabulary:</u></p> <p>astronomy, translation, innovation, invention, engineering, entrepreneur</p>	<p>Talk with your child about the development of Baghdad as a capital city and how it was a multicultural city.</p> <p>Help your child to examine examples of technological innovation in the Golden Age of Islamic Civilization.</p>	<p><u>Baghdad</u></p>  <p><u>The Islamic world in the Middle Ages</u></p> <p><u>Islamic Architecture</u></p>



The Winchester School

Family Learning Newsletter -Year 6- May 2022



	<p>-ART, SCHOLARSHIP AND THE HOUSE OF WISDOM</p> <p><u>Key vocabulary:</u></p> <p>House of Wisdom, arabesque, geometric, literature, scholarship</p>	<p>Encourage your child to explore forms of art and the role of the House of Wisdom in the Golden Age of Islamic Civilization.</p>	<p><u>Science and innovation in the Golden Age of Islamic Civilization</u></p>
<p>French</p>	<p><u>Topic: Les vêtements</u></p> <p>- To identify clothes in French.</p> <p>- To describe what I wear in French.</p>	<p> </p> <p>- Ask your child to describe what he is wearing in French.</p> <p> </p> <ul style="list-style-type: none">• Create a presentation or poster to describe what you can wear in different seasons.• Create a mind map about clothes. <p> </p>	<p></p> <p><u>Topic: Les vêtements</u></p> <p>https://www.youtube.com/watch?v=JDidxfQ4gB4</p> <p>https://www.youtube.com/watch?v=skR9Xqc42Qw</p> <p>https://www.youtube.com/watch?v=0mKWhWA_EJ8</p> <p>https://www.youtube.com/watch?v=rRJ0tCmOVfA</p>



The Winchester School

Family Learning Newsletter -Year 6- May 2022



Students to keep exploring the links given.

<https://www.youtube.com/watch?v=u8QuF8aWcyE>

<https://quizlet.com/66213158/les-vetements-et-les-couleurs-clothing-and-colors-flash-cards/>



<https://wordwall.net/play/10523/656/115>

<https://wordwall.net/play/411/543/7474>

<https://quizlet.com/66213158/test>


<https://quizlet.com/66213158/match>

<https://quizlet.com/66213158/gravity>



The Winchester School

Family Learning Newsletter -Year 6- May 2022



<p>Physical Education</p> <p>Activity -1</p> <p>Activity - 2</p> <p>Activity - 3</p> <p>Activity - 4</p>	<p>Cricket: Forward Drive</p> <p>Cricket – Bowling</p> <p>Cricket – Attacking fielding</p> <p>Cricket – High Catches</p>	<p><u>Talk and Encourage the children to do the following:</u></p> <p><u>Proper warm up</u> The Students will do the proper warm up and will practice skill with basic rules.</p> <p>Follow the links for the skills and rules</p> <p><u>Cooldown</u> After the game students will do proper cooldown activity.</p>	<p><u>Useful sites:</u></p> <p>Link1: https://www.youtube.com/watch?v=DxCZs5SGM0w</p> <p>Link 2: Rules https://www.youtube.com/watch?v=AqtpNkMvj5Y</p> <p>Link 3: https://www.youtube.com/watch?v=VHTzqkFuljs</p> <p>Link 4: https://www.youtube.com/watch?v=YqAsOWEw58Y</p> <p>Link 5: https://www.youtube.com/watch?v=c25Q1i-08Rw</p>
<p>Music Year 06</p> <p>(Kiko)</p>	<p>Improving children’s confidence and musicality through singing actions songs and chanting rhymes.</p> <p>Improving on listening skills and recalling.</p> <p>Playing with a recorder</p>	<p>Encourage your child to sing action songs at home.</p> <p>Ask your child to perform the songs we learned in school.</p> <p>Help your child choose which other songs they know aside from the songs taught in school and let them invent their own</p>	<p>https://www.timeout.com/new-york-kids/music/best-kids-songs</p> <p>https://www.youtube.com/watch?v=breyIWfW4TQ</p>



The Winchester School

Family Learning Newsletter -Year 6- May 2022



	Reading Notes	singing actions. <u>Encourage your child to practice recorder at home</u>	
Music Year 06 (Joyson)	Improving child's confidence and musicality through music rhythm reading We take a look at dotted quarter notes, single eighth notes, and the eighth rest. We also get to see our beats split in half, adding a new challenge to our rhythm reading!	Let your child understand the music note value and clap with the notes. Ask your child to perform it with any percussion instrument like maracas, tambourine. Throughout these videos, steady beat is represented by the boxes, and rhythms are represented as the notes inside the boxes. Counting the number of boxes each note uses is a great way to remember how many beats the note is worth.	<u>(22) A Guide to Rhythm Reading: Intermediate Rhythms Part 1: Dotted Quarter/Single Eighth Notes - YouTube</u>
Music Year 06 (Sunil)	Learning how to play the song "UAE national anthem" on recorder	Let your child practice at home, even though there will be squeaking. Be an audience but check if the child is holding the recorder properly.	
ICT	TOPIC: Introduction to Arcade Make LEARNING OBJECTIVES:	Health & Safety Ensure general safety in using a computer and e-safety rules, particularly if accessing the Internet. Encourage good posture when sitting at the computer.	



The Winchester School



Family Learning Newsletter -Year 6- May 2022

	<p>Learn the basic requirements to build a functional game!</p> <p>The concept of a sprite</p> <p>How to set up a tilemap</p> <p>Spawning cherries on the tilemap</p> <p>Setting and moving a character</p> <p>Designing the map</p> <p>Setting up a countdown</p>	<p>Research about arcade make code and its uses.</p> <p>Create a program that collects as many cherries as you can.</p> <p>Encourage Students to create a game to display player hitting the enemy and get destroyed.</p>	<p>https://arcade.makecode.com</p>
<p>Moral Education</p>	<p>Theme: Personality and morals.</p> <p>Unit : Taking Responsibility for Oneself and Others</p> <ul style="list-style-type: none"> - To recognize the factors that affect self-confidence and self-respect and understand how to develop resilience - To present and discuss ideas about identity and how the attitudes and actions of others can affect individual's 	<p>Talk to your child to create an awareness of the needs of others, including vulnerable groups (such as the elderly) and provide practical support and consideration and support</p> <p>Encourage your child to present and discuss ideas about identity and how the attitudes and actions of others can affect individual's sense of self-worth positively or negatively.</p> <p>Share with your child the real-life examples where people take responsibilities and how each member in the family can practice self-responsibility.</p>	<p>www.moraleducation.ae</p> <p>www.goodchoicesgoodlife.org/choices-for-young-people/accepting-responsibility-/</p>



The Winchester School

Family Learning Newsletter -Year 6- May 2022



sense of self-worth positively or negatively.

Key vocabulary:

Responsibility: Performing duties, sharing, cooperating and providing assistance to others in the family, school and community.

Self-responsibility: Setting goals for success and self-realization in personal, educational and professional life.

Taking responsibility:

Recognizing one's obligations and willingly fulfilling them.

Perseverance: Continually conducting work and trying until the objective is achieved.

Activity: Household work is our responsibility.

The family meets together in order to discuss responsibilities in the house.

Everyone draws a list of tasks that should be conducted in the house.

On a piece of coloured paper, each family member writes down the tasks they will perform.

Family members discussed the tasks assigned to each of them, and vote on whether the individual's performance is good or needs to be improved.

Family members provide suggestions to improve the performance of an individual who does not do well.

Every family member undertakes to carry out their responsibilities by signing the main list of tasks.





The Winchester School

Family Learning Newsletter -Year 6- May 2022

