



The Winchester School
Family Learning Newsletter (Year 2) -November 2022





Area of learning	Focus	Home activities/How can you help your child at home.	Useful websites
<p>Literacy</p>	<p>Spelling To identify and spell words where /l/ sound is spelt 'el' /l/ sound is spelt 'al' /l/ sound is spelt 'le'</p> <p>Text Level Dairy Entry</p> <p>To explore diaries. To understand that diaries are written to tell about feelings and thoughts.</p> <p>Grammar To understand the meaning of expanded noun phrases. To use past tense in sentences, accurately.</p>	<p>Encourage the child to find words while they read stories which follow the rules mentioned. Help your child use these words to create their own sentences.</p> <p>Talk about how a diary is used. Encourage children to maintain a diary writing down their everyday life. Share your ideas to create a diary together with your child.</p> <p>Develop an understanding of how noun phrases can be expanded with the addition of an adjective before the noun and 'extra detail' afterwards.</p> <p>Ask your child to think of the regular activities he/she does during the day. Encourage them to write those down using past tense. For example: I <u>brushed</u> my teeth.</p>	<p>Phonics</p> <p><u>/l/ sound spelt as</u> al, el</p> <p>Phonics ee ur ow wh y au</p> <p>Game Link : Diaries Features of Diaries</p> <p>Past Tense</p>



The Winchester School
Family Learning Newsletter (Year 2) -November 2022



	<p>Text Level</p> <p>Poems</p> <ul style="list-style-type: none"> To explore elements of Poetry. To use rhyme and alliteration in poems. To understand that poetry is written in verses/stanzas and not paragraphs. <p>Moral Education: To appreciate the varieties in cultures through story telling. To develop attributes of honesty.</p>	<p>Talk to your child about poems. Encourage your child to write about a favourite animal or toy. Share the poem with friends who visit. Read/Recite a poem to your child. Analyse the feeling of the poet. Identify rhyme and alliteration. Talk about the effects of these in poems.</p> <p>Talk to your child about the essence of multiculturalism and its significance through engaging stories. Encourage your child to share their experiences of honesty.</p>	<p>Rhyme Time</p>  <p>Stories and Poems creator</p> <p>Being Honest</p>
<p>Numeracy</p>	<p>To compare, describe and solve practical problems for mass/weight for example, heavy/light, heavier than, lighter than. Measure and record the mass/weight of objects</p>	<p>In a grocery store share some items which are measured by weight. Encourage your child to read the weight given on their packaging in grams or kilograms. Encourage him/her to get some vegetables or fruits, estimate how much do they weight get these items</p> 	<p>measuring weight</p> <p>measurements wordproblems</p> <p>Weight Challenge</p>



Ask and answer simple questions by counting the number of objects in each category and Interpret and construct block diagrams and simple tables. sorting the categories by quantity.

QUESTIONS TO ASK

Order these 5 objects from lightest to heaviest.

Which object is lighter/heavier?

Which 2 objects do you think might weigh the same as this object?

Talk to your child about different ways of presenting data. (Tables, block graphs etc.)



Encourage your child to create a table and record the number of cars in the parking area.

You can also ask your child to record:

- types or colours of clothes in a wardrobe
- colours of front doors
- coins in a purse

Type	Count
Compact	7
Sedan	4
SUV	12
Van	9
Truck	3
Other	1

as heavy as less than more than

tomato watermelon pineapple

(a) The mass of the tomato is less than 1 kg.
 (b) The mass of the watermelon is more than 1 kg.
 (c) The pineapple is as heavy as 1 kg.

[Statistics Wk Sheet](#)

[Data handling](#)

[Data Handling practise sheet](#)

[Bar chart](#)



Ask and answer questions about totaling and comparing categorical data.

QUESTIONS TO ASK

How do you make a tally mark?

Why is a pictogram called so?

What happens when there are already four tally marks and you want to add a fifth tally mark to that group?

Encourage your child to create questions based on the data collected and challenge his/her siblings to answer them using vocabulary like How many more? How many less? Total, difference, least, most etc


How many more spoons than forks/knives/ are in our kitchen?

What coins are the most in number?

Challenge

Queen Esmerelda's coins

Queen Esmerelda had 20 gold coins.
She put them in four piles.




- ◆ The first pile had four more coins than the second.
- ◆ The second pile had one less coin than the third.
- ◆ The fourth pile had twice as many coins as the second.

[Interpreting data](#)



The Winchester School
Family Learning Newsletter (Year 2) -November 2022



<p>Science</p>	<p>To explore different habitats such as Desert, Aquatic, Forest and Arctic.</p> <p>To explain about the adaptation of living things in each habitat.</p> <p>To analyze the ways animals, adapt to their habitats in order to more effectively catch food, stay safe from predators, and care for their young.</p>	<p>Talk to your child about the different habitats in the world such as desert, arctic, forest, aquatic.</p>  <p>Share with your child magazines and newspaper cuttings where there is information on pollution which causes damages in different habitats.</p> <p>Encourage: children to research more on different types of habitats using ICT and to prepare a power point presentation on it.</p>	<p>Animal facts</p> <p>Animal Homes</p> <p>Desert Habitat</p> <p>Aquatic Habitat</p> <p>Forest and Woodland habitats</p> <p>Polar habitat</p> <p>Effects of climate</p>
<p>Arabic for Arabs</p>	<p>قصة بيت وسط العاصفة</p> <p>أن يحلل التلميذ القصة لعناصرها . أن يقرأ التلميذ القصة قراءة جهرية صحيحة . أن يضع التلميذ نهاية جديدة للقصة . أن يكتب التلميذ ملخصاً للقصة . أن يحدد التلميذ الأسماء والأفعال في القصة .</p> <p>نشيد مطر</p> <p>أن يميز التلميذ المفردات الجديدة النص . أن يميز التلميذ الفرق بين الشعر والنثر . أن يحدد التلميذ المعنى الإجمالي للنص . أن يميز التلميذ الأسلوب التعبير الحقيقي والمجازي .</p>	<p>يقوم ولي الأمر بمتابعة التقدم في الكتابة وتعلم المقطع الساكن . متابعة التلميذ في قراءة القصص الجديدة . تقديم الفيديوهات لمساعدة التلميذ على فهم القصص والنصوص . تشجيع التلميذ على القراءة من خلال منصة أقرأ بالعربية . مساعدة التلميذ في كتابة الأملاء والتدرب عليها . يمكن لولي الأمر الدخول من خلال الرابط المرفق لموقع قناة اللغة العربية والتربية الإسلامية الخاص بمدرسة ونشستر ومتابعة التسجيلات الخاصة بالدروس ومشاركتها مع التلميذ وتدوين ما تعلمه في دفتره المدرسي .</p>	<p>منصة عصافير للقراءة</p> <p>قناة اللغة العربية والتربية الإسلامية بمدرسة ونشستر</p>



The Winchester School
Family Learning Newsletter (Year 2) -November 2022




<p>Arabic for Non- Arabs</p>	<p>At home (في البيت) -To use the new words in different sentence. - To describe the house using adjectives. - To create a dialogue about the house. - To conjugate the new verbs with the pronouns in sentences. - To create a simple paragraph about the house.</p>	<p>In every new lesson, we provide new words with its meanings. Help your child to memorize them and using them in sentences on his/her own. Ask your child to describe the house. Ask your child to practice writing the new words. Go through the links on the Arabic and Islamic YouTube channel so that you can help your child learn more at home about the topic</p>	<p>Asafeer reading platform Arabic and Islamic YouTube Channel</p>
<p>Islamic for Arabs</p>	<p>سورة الشرح أن يلتزم التلميذ آداب التلاوة أن يحدد التلميذ معاني المفردات الجديدة أن يوضح التلميذ المعنى الإجمالي للسورة أحب أخي أن يوضح التلميذ المعنى الإجمالي الحديث أن يفسر التلميذ المفردات الجديدة الطهارة ونواقض الوضوء أن يوضح التلميذ معنى الطهارة أن يوضح التلميذ فضائل الطهارة</p>	<p>يساعد ولي الأمر التلميذ من خلال: حثه على الصلاة . حثه على حفظ السورة من خلال المصحف المعلم وتسجيل فيديو لتلاوته السورة. تشجيعه على الالتزام بالأخلاق الحسنة. يمكن لولي الأمر الدخول من خلال الرابط المرفق لموقع قناة اللغة العربية والتربية الإسلامية الخاص بمدرسة ونشستر ومتابعة التسجيلات الخاصة بالدروس ومشاركتها مع التلميذ وتدوين ما تعلمه في دفتره المدرسي.</p>	<p>قناة اللغة العربية والتربية الإسلامية بمدرسة ونشستر</p>
<p>Islamic</p>	<p>Divine revelation (Suratu al-Asr)</p>	<p>Encourage your child to memorize surah al-Asr. Encourage your child to love good for his Muslims brothers & sisters.</p>	<p>Arabic and Islamic YouTube Channel</p>



The Winchester School
Family Learning Newsletter (Year 2) -November 2022

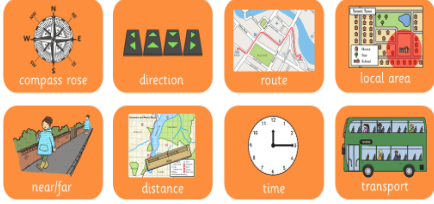







<p>for Non- Arabs</p>	<p>To explain the overall meaning of the holy verses of Surat al-Asr. conclude that entering Paradise is the result of believing in Allah I performing righteous deeds and advising others to do good. Manners (I love good for my brother) To explain the over-all meaning of the noble Hadith. Demonstrate that I love good for my brother just as I love it for myself. Biography (Ali ibn Abi Talip) List the most important qualities of Ali ibn Abi Talip</p>	<p>Encourage your child to watch Story of Ali ibn Abi Talip. Encourage your child to color monthly prayer chart and answers in book ISLAM MY WAY OF LIVING as Encourage your child to apply obligatory element of Salah. Go through the links on the Arabic and Islamic YouTube channel so that you can help your child learn more at home about the topic</p>	
<p>Humanities Geography</p>	<p>Geography: Mapping Skills Mapping it out <u>Key Vocabulary</u> Sketch map, key, title, compass rose, direction, aerial (bird’s eye) view, map symbols Routing around</p>	<p>Talk to your child about the different types of maps. Share with your child different symbols used on maps to locate a place. Encourage your child to observe the school/local area map and show basic details and information about the local area. Talk to your child about the four points of a compass and describe how to move around a map using compass directions.</p>	<p> https://nearpod.com/t/social-studies/2nd/learning-directions-town-map-L39188384</p>



The Winchester School
Family Learning Newsletter (Year 2) -November 2022






	<p>Key Vocabulary Compass, compass rose, direction, route, local area, near/far, distance, time, transport</p>	<p>Share with your child simple routes on a map of the local area using road, place names and a key.</p> <p>Encourage your child to go out into the local area with you and plan a route in the local area.</p>	
<p>UAE Social Studies</p>	<p>Living in a Community</p> <p><u>Key vocabulary: rules, respectful, please, thank you</u></p> <p>UAE Culture</p> <p><u>Key vocabulary: culture, Emirati, Bedouin, festival</u></p>	<p>Talk to your child about the family, class and school communities.</p> <p>Share with your child the importance of a family and family rules.</p> <p>Encourage your child to create a few rules for the family which can make everyone happy.</p> <p>Talk to your child about the importance of weaving, Saluki dogs and falconry in Emirati culture.</p>  	<p>https://www.youtube.com/watch?v=ESCf9FOrx2c</p> <p>https://www.youtube.com/watch?v=df0iAZ8lwiQ</p> <p>https://www.youtube.com/watch?v=Pd6Hu7zsiug</p>   



The Winchester School
Family Learning Newsletter (Year 2) -November 2022



		<p>Share with your child the different cultures followed in the UAE. Why are animals important and why are they used in Emirati culture?</p> <p>Encourage your child to research and find more information about the UAE culture and festivals.</p>   <p>Encourage your child to show an emerging awareness and value of shared and national identities.</p>	
<p>Physical Education</p> <p>Sports day events and striking skills.</p>	<p>Learning Objective: To understand the rules and regulations of the following sports day events and able to perform perfectly.</p> <p>First Week: <u>50 mtr Race, Hurdle Race and Obstacle Race:</u> During 50 mtr race the focus is on to develop the speed, During the hurdle race and obstacle race the focus is on to develop agility and speed.</p>	<p>Talk: Talk to them about the rules and regulations of the sports day events.</p> <p>Encourage the children to practice the following:</p> <ul style="list-style-type: none"> • 50 mtr race • Hurdle race • Obstacle race. 	<p>www.pecentral.org</p> <p>https://www.youtube.com/watch?v=U03n0QXZZdM</p> <p>https://www.youtube.com/watch?v=jweMT7zlm4o</p> <p>https://www.youtube.com/watch?v=es5Yefj0ncl</p>



The Winchester School
Family Learning Newsletter (Year 2) -November 2022



	<p>Second Week: Relay Race and Football shooting: During Relay race and football shooting students will learn team building and they will learn to focus.</p> <p>Learning Objective: To understand the rules and regulations of the following skills and able to perform perfectly.</p> <p>Third Week: Leaping, Skipping: During leaping and skipping workout the focus is on to develop explosiveness, jumping ability and agility.</p> <p>Fourth Week: Body Awareness. Running posture Developing awareness of the body improves concentration and will help to learn how to relax while running. Good running posture will make you an injury free runner.</p>	<p>Encourage the children to practice the following:</p> <ul style="list-style-type: none"> • Any Relay Race • Football Shooting <p>Talk: Talk to them about the rules and regulations of the skills.</p> <p>Encourage the children to do the following:</p> <ol style="list-style-type: none"> 1. Leaping (Right leg leading) 2. Leaping (Left leg leading) 3. High skipping 4. Low skipping <p>Encourage the children to do the following:</p> <ol style="list-style-type: none"> 1. Maintain good posture while running 2. Follow good running technique 3. Know muscles and actions during running 	<p>https://www.youtube.com/watch?v=s3toZmw0U9c</p> <p>www.pecentral.org</p> <p>https://www.youtube.com/watch?v=rCg-MkVkxyU</p> <p>https://youtu.be/brFHyoTwh4</p> <p>https://youtu.be/PH-3cHxXAK0</p> <p>https://youtu.be/99GSf7cWaJo</p>
<p>Music Year02 Joyson</p>	<p>Improving child’s confidence and musicality through singing actions songs and sing with the appropriate tune.</p>	<p>Let the children sing action songs at home. Ask the child to perform the songs we learned in school.</p>	<p>Jungle Boogie Dance Dance Along</p> <p>I Am The Music Man –</p>



The Winchester School
Family Learning Newsletter (Year 2) -November 2022




		<p>Help the child choose which other songs they know aside from the songs taught in school and let them invent their own singing actions.</p>	<p>The Tofa Tafa Song The BEST Action Song for Children Little Action Kids - YouTube</p>
<p>Music Sunil</p>	<p>Read and play Musical notes with the help some words (Bee, Glow- worm, Butterfly and caterpillar) & Popular song rhythms</p>	<p>Let the Children play the rhythm with the help of words by clapping (Bee, Glow- worm, Butterfly and caterpillar) Ask the child to read and play the musical notes without the word support</p>	
<p>Music Year02 Kiko</p>	<p>Improving children’s confidence and musicality through singing actions songs and chanting rhymes</p> <p>Familiarizing with sounds of different instruments</p>	<p>Encourage the child sing action songs at home. Ask the child to perform the songs we learned in school. Help the child choose which other songs they know aside from the songs taught in school and let them invent their own singing actions. <u>Let the children listen to different instruments, especially piano, violin, flute, trumpet, and guitar</u></p>	<p>https://www.youtube.com/watch?v=di8Fq2zzaWU https://youtu.be/DUfDWDsVx_Y</p>
<p>Computational Thinking</p>	<p>To apply formatting features in a document including font, font size, colour and style.</p> <p>To insert pictures and further position and resize objects for an effective layout in a word document.</p>	<p>Share with your child pictures of different types of text in magazines, newspapers and pamphlets.</p> <p>Encourage children to explore the tools in MS word and create some bookmarks or invites or posters.</p>	<p>Cute Bookmark template</p> <p>Book Mark templates</p> <p>Posters template</p>



The Winchester School
Family Learning Newsletter (Year 2) -November 2022



	<p>To position and resize objects for an effective layout in a word document.</p> <p>To format the information by inserting a table in a word document.</p>	<p>Talk about the use of different fonts, colours and layouts to create an attractive document.</p>	<p>Using MS word on Laptop</p> <p>Using Ms Word app on Ipad</p>
<p>Moral Education</p>	<p>Topic: What is fairness?</p> <p>To explore feelings in the context of important relationships including family and friends.</p> <p>To suggest how to make an unfair situation fair.</p> <p>Topic: I am sorry</p> <p>To recognize that an apology is required if someone has acted unfairly.</p>	<p>Talk to your child about fairness and unfairness.</p> <p>Share with your child about the importance of fairness.</p> <p>Encourage your child to recognize the importance of an apology if someone has acted unfairly.</p> 	<p>Fairness and unfairness</p> <p>To understand the importance of an apology</p>