





The Winchester School

Year 3 Family Learning Newsletter **November 2022**



Area of learning	Focus	Activities	Useful Websites/Apps
Literacy	<p>Spellings:</p> <p>✚ Homophones new-knew story-storey there-their</p>  <p>Grammar:</p> <p>✚ To use speech marks in writing to set off direct speech.</p> <p>✚ To use apostrophe to show ownership or possession.</p>	<p><u>Talk and Encourage the children to do the following:</u></p> <p>Talk about the use of homophones. Homophones are words that sound the same as another word but have a different meaning, and often a different spelling. Discuss the rules of different homophones and identify the difference in meanings. Encourage your child to start making a spelling bank with different homophones. Make a list of homophones in a story. Your child can then try to frame sentences with each word.</p> <p>Speech Marks Lead your child to use speech marks to punctuate spoken words. Example: “Wipe your shoes on the doormat,” said mother. Get your child interested in looking up spoken words in a text. Have a conversation with your child and encourage your child to write out the dialogue with speech marks.</p> <p>Apostrophe Begin with activities that encourage your child to use Matching cards, for example ‘I am’ with ‘I’m’. These will familiarize your child with the spellings and placing an apostrophe in words. Computer games where children move a virtual apostrophe and put it in the correct place, usually give children immediate feedback.</p>	<p>Homophones</p> <p>What are homophones?</p>  <p>Speech Marks</p> <p>speech marks and direct speech</p> <p>Apostrophe for Possession</p> <p>English Quiz – on speech marks</p>



The Winchester School

Year 3 Family Learning Newsletter **November 2022**



✚ To use **pronouns** to replace a noun.

✚ To use **prepositions** of time and place.

Punctuation:

✚ To use capital letters in sentences.

✚ To use end stops such as full stops, question marks or exclamation marks to end sentences.

TEXT LEVEL:

FICTION:

1. Folk Tales

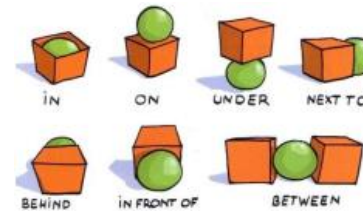
- a. Thunder and Lightning
- b. Greedy Anansi and His Three Cunning Plans

Pronouns

Tell your child that pronouns are words that take the place of nouns. We often use them to avoid repeating the nouns that they refer to.

Prepositions

Encourage your child to describe things around the house with respect to their positions. Encourage them to use interesting and varied vocabulary to describe the position of the things around. Example: The flowers are in the vase. I left my shoes under the brown table.



Talk to your child about different types of stories like short stories, folk tales, novels and myths. Tell your child that folktales were first passed on by word of mouth and are mostly connected to natural phenomenon.

Discuss the elements of a folktale -characters, their feelings, different settings and the plot of the stories read.

Encourage your child to read different books and identify the characters, settings, problem, solution and theme of the story.

Talk to your child about the importance of the habitat of Penguins.

[Punctuation worksheets](#)

[Prepositions of place and time](#)

[Pronouns](#)



[Read Aesop fables](#)

[The three Catfish](#)

[Folktales](#)

[How the tiger got its stripes](#)



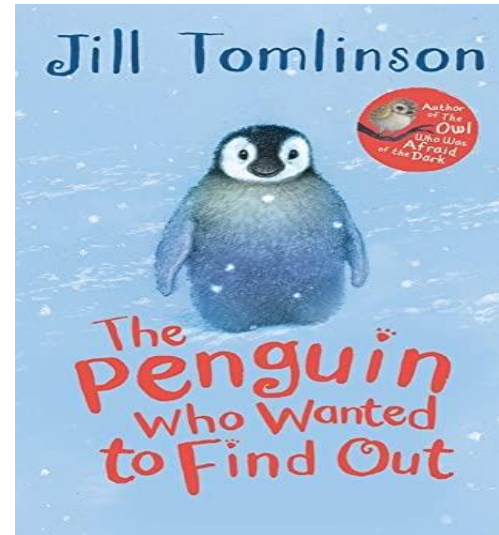
2. Novel: The Penguin Who Wanted to Find Out.

- To analyse and evaluate the content of the book
- To plan and write character sketch of the main character of the story.
- To summarize the text

Share facts and figures related to penguins and discuss how we can contribute to save the habitat of penguins.

Read the novel and ask your child what he/she feels for the character.

Encourage your child to read some other stories on penguins and compare the features of both stories.



Examples of few books based on Penguin

- [Pierre the Penguin](#)
- [Be Brave, Little Penguin](#)

Information texts on Penguins.

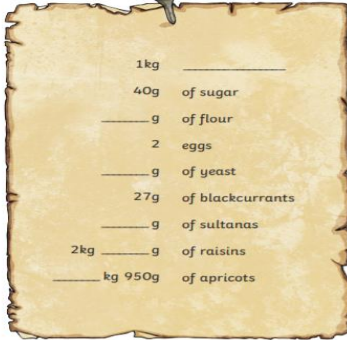


[penguin information](#)



The Winchester School

Year 3 Family Learning Newsletter **November 2022**



<p>Numeracy</p>	<p>Measurement- Mass (g and Kg) To know the relationship between kilograms and grams</p> <p>To solve word problems involving real life weights.</p>	<p>Talk to your child about the relationship between kilograms and grams and their use in daily life. Then, play a game of “I Spy” with your child, with a focus on weight. For example, you might say “I spy with my eye an object that weighs 2g” or “I spy with my eye an object that is heavier than a kg.” Then have your child predicts which object you’ve chosen by estimating and check the prediction with a scale. Have your child write down the objects and their measurements. Then, switch roles!</p> <p>Share items such as fruits, vegetables and pasta and let your child weigh. Have him/her hold an object in the hand and guess how much it might weight before putting it on the scale. Examples: How much two apples will weigh as opposed to one apple, or how much a cup of cooked pasta will weigh as opposed to dry pasta.</p> <p style="text-align: center;">The Old Recipe Riddle</p> <p>Look at this old recipe that was found in the bottom of one of your kitchen cupboards. Some sections of the ingredients are missing. Use the clues you are given to complete the list of ingredients and their quantities.</p> <div style="display: flex; align-items: flex-start;"> <div style="flex: 1;">  <p>1kg _____ 40g of sugar _____g of flour 2 eggs _____g of yeast 27g of blackcurrants _____g of sultanas 2kg _____g of raisins _____kg 950g of apricots</p> </div> <div style="flex: 1;"> <ol style="list-style-type: none"> The name of one ingredient is missing from the list. It is margarine. How much margarine is used in the recipe? There was 54 g of blackcurrants and sultanas, in total, added to the recipe. If someone added 40 g of flour and all the apricots to the mix they would have added 5kg 990g altogether. Between the yeast and the blackcurrants there was 60 g of ingredients added. Using the ingredients and their quantities can you guess what this recipe might be used to make? Can you write a method (set of instructions) for how the ingredients could be used to make this? </div> <div style="flex: 0.5;">  </div> </div>	<p>Basics of Mass</p> <p>All about Mass</p> <div style="text-align: center;">  <p>1 kilogram = 1000 grams</p> </div> <p>Maths monster division game</p> <p>Mass Word problem</p> <p>Estimate Weights Game</p>
------------------------	---	---	--



Measurement- Capacity (l and ml):

To know the relationships between liters and milliliters; choose and use appropriate units to estimate, measure and record measurement.

To read scales to the nearest 100 ml and also to know how many ml are equal to $\frac{1}{2}$, $\frac{1}{4}$, $\frac{3}{4}$, and $\frac{1}{10}$ of 1 litre.

To add and subtract capacities using liters and ml.

Challenge-


A florists orders a box of flowers. The gross net is 12 kg. The box contains 2.5 kg of white roses, 3750g of lilies and 3kg & 720g of daisies. What was the mass of the flowers?

Challenge 1: Convert your answer to grams only.

Challenge 2: Convert your answer to kilograms only.

Challenge 3: What is the mass of the box?

Container	E								
Estimate									
Measurement									



Share, Talk and Encourage –Give five or six containers and ask your child to estimate, measure and record their measurements. Now tell them to compare their readings and find out the difference between the capacity of any two containers.

Encourage your child to record the measurements of a coffee cup, glasses, a large juice container, a medicine cup and a teaspoon. Ask your child to share the capacity of each and compare the capacity of all the containers.

Challenge – Capacity Investigation

- You have 2 cups. When 1 cup is full it holds 500 ml, when the other cup is full it holds 300ml.
- Neither cup has markers on it so you can only use full cups.





The Winchester School

Year 3 Family Learning Newsletter **November 2022**



- You cannot use half cups or any other estimated amounts.
- Using the full 500 ml and 300 ml cups, can you make each of these amounts?
- There may be more than 1 solution. An example has been done for you.

A. 100ml =

B. 200ml =

C. 300ml =

D. 400ml =

E. 500ml =

F. 600ml =

G. 700ml =

H. 800ml =

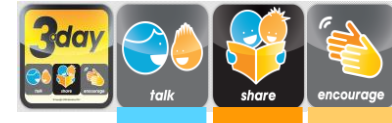
I. 900ml =

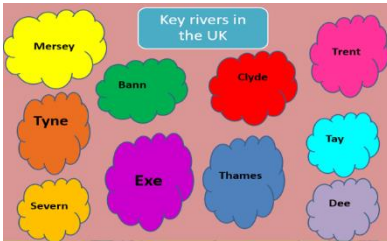
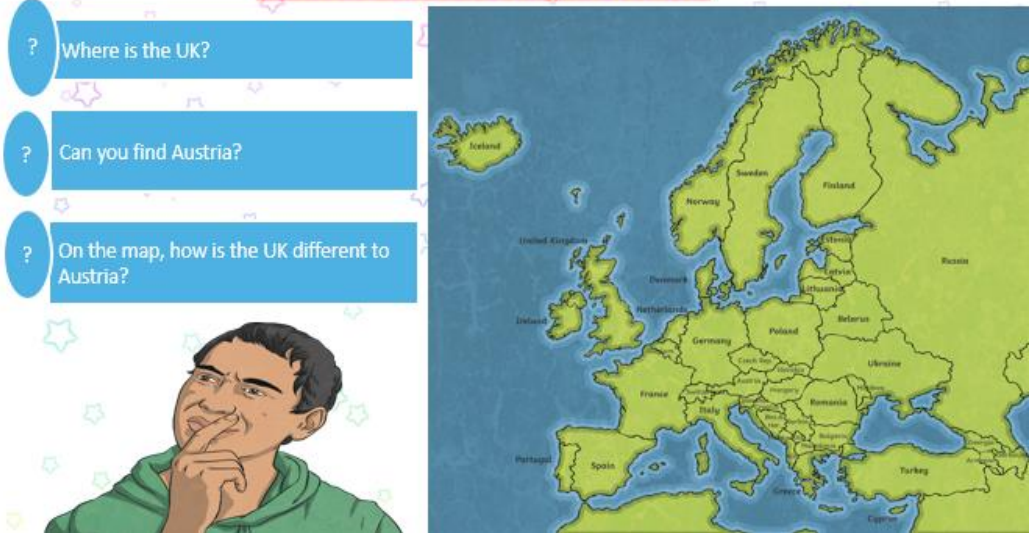

J. 1000ml = 500ml + 500ml = 1000ml



The Winchester School

Year 3 Family Learning Newsletter **November 2022**






<p>Humanities</p>	<p>Geography</p> <p>To name and locate the main rivers and seas of the UK.</p> <p>To identify rivers and seas using an atlas or a map.</p> 	<p>Vocabulary: River, sea, North Sea, English Channel, Irish Sea, Atlantic Ocean, River Thames, River Severn, River Tay, River Bann</p> <p>Encourage your child to locate the seas and rivers on a map of the world. Next locate your home country and then the United Kingdom, its countries and surrounding seas on this map.</p> <p>Share time together locating the rivers and which sea they flow into.</p> <p>Talk about the rivers and seas surrounding the United Kingdom. Play a game - who can locate them the quickest on a map.</p> <p style="text-align: center;"><u>What Surrounds Us?</u></p> <ul style="list-style-type: none"> ? Where is the UK? ? Can you find Austria? ? On the map, how is the UK different to Austria? 	<p>Major rivers in UK</p> <p>United Kingdom Song</p> <p>Map Game</p> <p style="text-align: center;"><u>Rivers of the UK</u></p>  <p>Rivers and Seas</p>
--------------------------	---	---	--



The Winchester School

Year 3 Family Learning Newsletter **November 2022**



<p>UAE Social Studies</p>	<p>To explore life in the desert.</p>   <p>To explore life in the oasis.</p> 	<p>Life in the Desert</p> <p>Talk with your child about the features of a desert, the different kinds of plants and animals found in the desert and their importance.</p> <p>Share information about Bedouins - their culture, tradition and how they made their living.</p> <p>Encourage your child to find out how camels became an important part of the lives of Bedouins.</p> <p>Life in the Desert Oasis</p> <p>Talk to your child about an oasis and show them pictures of the same.</p> <p>Share with your child the importance of an oasis in the desert.</p> <p>Encourage your child to find out:</p> <ul style="list-style-type: none"> • The different ways in which people in the oasis got water. • How date palm trees were used for more than food. <p>About the Liwa date festival.</p>	<p>Arabian Desert</p> <p>Key Vocabulary: Life in the Desert: guest, tradition, caravan, culture</p> <p>Oasis</p> <p>Key Vocabulary: Life in the Desert Oasis: oasis, falaj, farm, transport, palm, frond</p>
----------------------------------	---	--	--



The Winchester School

Year 3 Family Learning Newsletter November 2022



<p>Arabic for Arab</p>	<p>كرة القدم</p> <p>- أن يميز الطالب المفردات الجديدة في النص المعلوماتي .</p> <p>- أن يوضح الطالب أهمية ممارسة كرة القدم</p> <p>- أن يقرأ الطالب النص قراءة سليمة خالية من الأخطاء</p> <p>- أن ينشئ الطالب جملاً اسمية بسيطة (المبتدأ – الخبر) .</p> <p>- أن يطرح الطالب أسئلة عن الفكرة الرئيسية والفكر الفرعية في النص مبدئياً رأيه في المضمون.</p> <p>الأقدام الطائرة :</p> <p>أن يقرأ الطالب قراءة جهرية سليمة مراعيًا التنغيم والضبط السليم.</p> <p>أن يجيب الطالب عن أسئلة تظهر فهمه للفكر الرئيسية والفكر الفرعية.</p> <p>أن يصيغ الطالب جمل نداء ب (يا) محاكيًا النمط.</p> <p>أن يصيغ الطالب جملاً فعلية بسيطة .</p> <p>أن يحدد الطالب عناصر القصة .</p>	<p>يستطيع السيد ولي الأمر أن يساعد الطالب عن طريق:</p> <p>مساعدة الطالب في تفسير معاني وكلمات نص " كرة القدم " ووضعها في جمل.</p> <p>مساعدة الطالب على استخدام الكلمات الجديدة في تعبيراته داخل المنزل.</p> <p>مساعدة الطالب في الربط بين خبراته ومعلوماته السابقة وبين ما يتعرفه من معلومات جديدة.</p> <p>حث الطالب على التحدث موظفا الجملة الاسمية والجملة الفعلية .</p> <p>مساعدة التلميذ في وصف شخصيات القصة وتحليلها .</p> <p>يمكن لولي الأمر الدخول من خلال الرابط المرفق لموقع قناة اللغة العربية والتربية الإسلامية الخاص بمدرسة ونشستر ومتابعة التسجيلات الخاصة بالدروس ومشاركتها مع التلميذ وتدوين ما تعلمه في دفتره المدرسي.</p>	<p>منصة عصافير للقراءة</p> <p>قناة اللغة العربية والتربية الإسلامية بمدرسة ونشستر</p>
------------------------	---	---	---



The Winchester School

Year 3 Family Learning Newsletter **November 2022**



	أن يحلل الطالب شخصيات القصة.		
Arabic for Non-Arab	THE FAMILY To create sentences about the family. To compare between the family members. To describe the family using the correct adjectives. To describe a day with the family. To describe the family food and hobbies. To create a telegram correctly.	In every new lesson, we provide new words with its meanings. Help your child to memorize them and to use them in sentences on his/her own. Help your child to link between the picture and the word. Ask your child to draw things seen at home. Talk to your son about the family. Go through the links on the Arabic and Islamic YouTube channel so that you can help your child learn more at home about the topic.	Asafeer reading platform Arabic and Islamic YouTube Channel
Islamic for Arab	نزول الوحي على النبي محمد عليه السلام أن يتعرف قصة نزول الوحي على النبي محمد عليه السلام . أن يبين مهمة الرسول عليه الصلاة والسلام . أن يستنبط أول ما نزل من القرآن الكيم على سيدنا محمد خديجة بنت خويلد – رضي الله عنها	مساعدة التلميذ في حفظ الآيات الكريمة من خلال المصحف المعلم. مساعدة التلميذ في تصميم مخطط عن السيدة خديجة رضي الله عنها. مساعدة التلميذ في معرفة الفرق بين التقي والشقي يوم القيامة . حث التلميذ على التزام آداب التلاوة. يمكن لولي الأمر الدخول من خلال الرابط المرفق لموقع قناة اللغة العربية والتربية الإسلامية الخاص بمدرسة ونشستر ومتابعة التسجيلات الخاصة بالدروس ومشاركتها مع التلميذ وتدوين ما تعلمه في دفتره المدرسي.	قناة اللغة العربية والتربية الإسلامية بمدرسة ونشستر



The Winchester School

Year 3 Family Learning Newsletter **November 2022**



	<p>أن يعدد صفات السيدة خديجة - رضي الله عنها</p> <p>أن يستنتج دور السيدة خديجة في مساندة الرسول في نشر الإسلام أن يحرص على الإقتداء بالسيدة خديجة - رضي الله عنها آداب تلاوة القرآن الكريم أن يستنتج آداب تلاوة القرآن الكريم أن يدلل على فضل تلاوة القرآن الكريم. أن يقيم بعض السلوكيات .</p>		
Islamic for Non Arab	<p>Divine revelation (Suratu a- Albayyina) To recite Surah Al Bayyinah properly and correctly. To introduce the information about Surah Al-Bayyinah. To understand the over-all meaning of the Surah. Belief (Iman) belief in angels. To find out the Arabic word for Angel, their characteristics and duties.</p>	<p>Please encourage your child to memorize Suratu al-Albayyina share with your child some information about the angels . Help your child to watch adhan video and memorize it. Encourage your child to color monthly prayer chart and answers in book ISLAM MY WAY OF LIVING as Encourage your child to apply obligatory element of Salah.</p> <p>Go through the links on the Arabic and Islamic YouTube channel so that you can help your child learn more at home about the topic.</p>	<p>Arabic and Islamic YouTube Channel</p>



The Winchester School

Year 3 Family Learning Newsletter **November 2022**



	<p>To define who the angels are and what they are made of.</p> <p>To recognize that the belief in the unseen Angels is one of the six pillars of Iman.</p> <p>To be able to mention the names and attributes of some angels.</p> <p>To be able to describe their function and deeds.</p> <p>The call to prayer (adhan and iqama)</p> <p>Students will be able to learn the meaning of Adhan.</p> <p>Students will be able to explain what is desirable to say upon hearing the call prayer</p>		
<p>Physical Education</p> <p>Activity -1</p>	<p><u>Sports day practice-</u></p> <p>100 mts race</p> <p>Hurdle race</p> <p>Obstacles</p>	<p><u>Talk and Encourage the children to do the following:</u></p> <p><u>Proper warm up</u></p> <p>The Students will do the proper warm up and will practice races with basic rules.</p> <p>Follow the link</p> <p><u>Cooldown</u></p> <p>After the game students will do proper cooldown activity</p>	<p><u>Useful sites:</u></p> <p><u>Link1</u></p>



The Winchester School

Year 3 Family Learning Newsletter **November 2022**



	<p>Aim of the lesson is to improve their speed and agility.</p>		
Activity -2	<p><u>Sports day practice</u></p> <p>Sack Race Relay Race</p> <p>Aim of the lesson is to improve their speed and agility</p>	<p><u>Talk and Encourage the children to do the following:</u></p> <p><u>Proper warm up</u> The Students will do the proper warm up and will practice races with basic rules. Follow the link</p> <p><u>Cooldown</u> After the game students will do proper cooldown activity.</p>	<p>Link1</p>



The Winchester School

Year 3 Family Learning Newsletter **November 2022**



<p>Music Year03 (Sunil)</p>	<p>✚ Learning how to play the song “Mary had a little lamb” on recorder</p>	<ul style="list-style-type: none"> • Let the child practice at home, even though there will be squeaking. • Be an audience. But better also check if the child is holding the recorder properly. 	
<p>Music Year03 (Joyson)</p> <p>KIKO</p>	<p>- Improving child’s confidence and musicality through music letter names reading for beginners. -We explore the music notes in a specific song “twinkle twinkle”. So that they are able to play in the recorder</p> <p>- Improving children’s confidence and musicality through singing actions songs and chanting rhymes. - Improving on listening skills and recalling. - Playing with a recorder</p>	<ul style="list-style-type: none"> • Let the child understand the music notes and the finger position on the recorder. • Ask the child to perform it with the beat. Below mentioned link is for the beats. • <u>80 BPM - Simple Straight Beat - Drum Track - YouTube</u> <ul style="list-style-type: none"> • Encourage the child sing action songs at home. • Ask the child to perform the songs we learned in school. • Help the child choose which other songs they know aside from the songs taught in school and let them invent their own singing actions. <p><u>Encourage your child to practice recorder at home</u></p>	<p>Twinkle Twinkle Little Star (D Major) - Recorder Tutorial 🎵 EASY Song - YouTube</p> <p>Link 1</p> <p>Link 2</p>



The Winchester School

Year 3 Family Learning Newsletter **November 2022**




<p>ICT</p>	<p>Email and communication To login with user id and password. To emphasize the format of writing an email.</p> <p>Microsoft Power point</p> <p>To create content in various slides. To perform transitions and animations on a slide. To create a tutorial using screen recording. To save the document in a particular folder To recognize that we are all different and why this is to be welcomed and respected. To praise and celebrate special features in others. To know who and what should be respected.</p>	<p>Encourage your child to login into the system by typing their User Id and password, knowing the importance of uppercase and lower-case letters in a password.</p> <p>Encourage your child to make a presentation on student awareness on being safe online using MS Power point.</p> <p>Create a presentation for a special event that happened at home or in school with effective animations.</p>	<p>Link1</p> <p>Link 2</p> <p>Link 3</p> <p>Link4</p> <p>Link 5</p> <p>Link 6</p>
-------------------	--	--	---



The Winchester School

Year 3 Family Learning Newsletter **November 2022**



<p>Moral Education</p>		<p><u>Talk and encourage the children to do the following:</u> Talk to your child about the importance of respect and how to praise and celebrate other achievements.</p> <p>Encourage your child to follow the same in real life situations.</p> <p>Speak to your child and engage him/her through different stories of respect and the importance of valuing others in real life.</p>	<p>Moral value Respect (liveworksheets.com) ME</p> <p>Giving Respect Moral Values Kids Moral Lessons For Children Moral Values Stories</p> 
-------------------------------	--	--	--