








The Winchester School
Family Learning Newsletter **(Year 3) October 2022**





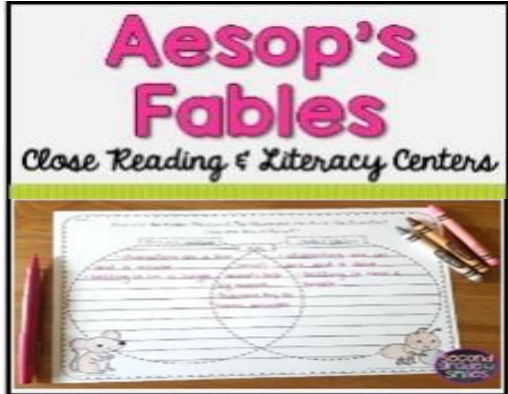
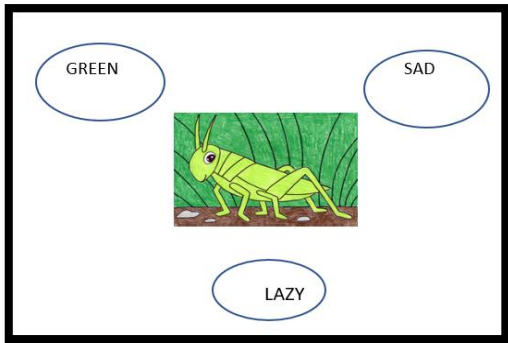
Area of Learning	Focus	Activities	Useful Websites/Apps
Literacy	<p>Spellings</p> <p>Suffix patterns</p> <p>-sure Example: treasure, pleasure and measure</p> <p>-sion Example: vision, television,</p>  <p>Grammar</p> <p>Adverbs</p> <p>Verbs- The Present Perfect Tense</p>	<p>Talk about the vocabulary in the books your child is reading.</p> <p>Discuss the rules of different spellings and identify the patterns in word endings.</p> <p>Encourage your child to break up words according to their phonic sound.</p> <p>Tell your child that a suffix is a letter or a group of letters added to a word to change its meaning or function.</p>  	 <p>Suffix</p> <p>suffix -sion</p> <p>Suffix-sure</p> <p>Use of -sure sound words</p> <p>Adverb of Manner</p> <p>Present Perfect Tense</p> <p>Punctuation Marks</p> <p>Speech marks</p> <p>Aesop's-fables</p> <p>penguin facts</p>



The Winchester School

Family Learning Newsletter (Year 3) October 2022



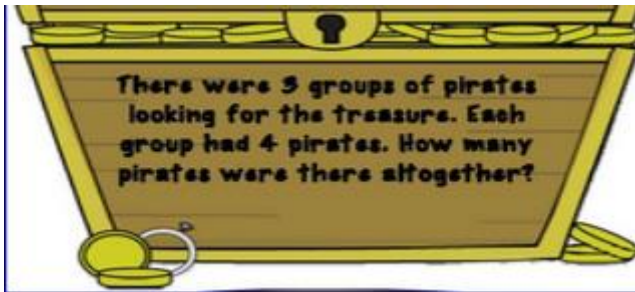
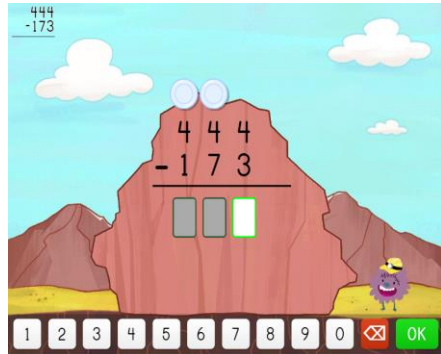
	<p><u>Punctuation</u></p> <p>Full stop Comma Speech marks</p> <p><u>Text level</u></p> <p>Fables The Lion and the Mouse The Ant and the Dove</p> <p><u>Reading -Novel</u></p> <p>The Penguin Who Wanted to Find Out</p>  <p><u>Composition</u></p> <p>Free Composition and Writing</p>	<p>Talk to your child about adverbs of manner which are used to describe how things happen.</p> <p>Encourage your child to pick out sentences from the novel, 'The Penguin Who Wanted to Find Out', and identify the tenses in the sentence.</p> <p>Practice adding adverbs to a verb and then construct sentences.</p> <p>Talk about the structure of sentences and the use of punctuation marks.</p> <p>Encourage your child to identify the connectives in a story.</p> <p>Talk to your child about the different types of stories; short stories, folk tales, fables and myths.</p> <p>Allocate a special time and place to read a novel together. Talk about the personality traits of the main character.</p> <p>Encourage your child to identify characters, settings dialogues and main events.</p> <p>Discuss the characters, their feelings, different settings and the plot of the stories.</p>	 
--	--	--	--



The Winchester School

Family Learning Newsletter (Year 3) October 2022



		<p>Enact stories using puppets or through role play.</p> <p>Encourage your child to discern the main ideas in the text and to ignore irrelevant information.</p> <p>Guide them to narrate the most important details of a text they have read.</p>	
Numeracy	<p>Addition and Subtraction To subtract two digit and three-digit numbers. To attempt one step and two step word problems.</p> <p>Inverse Operation (Addition and Subtraction) To recognize and use inverse relationship between addition and subtraction and use this to check calculations.</p>	<p>Talk to your child about subtracting numbers mentally. E.g. $500-200= 300$ and $356-100= 256$</p> <p>Share with your child how word problems help develop understanding in real life context. e.g.</p>  <p>I bought a pack of 80 sweets and shared them equally between my friend and sister. How many sweets did each get?</p> <p>Challenge your kids with such real-life situations:</p>	<p>Subtraction Games</p>  <p>Brain Workout- Subtraction</p>



The Winchester School

Family Learning Newsletter (Year 3) October 2022



Use RUCSAC to solve word problems:

- | | |
|--|--|
| | Read
Read the question carefully |
| | Underline
Underline the keywords and numbers |
| | Choose
Choose the correct operation(s) and a mental or written method of calculation. |
| | Solve
Solve it! Make sure you follow the steps. |
| | Answer
Check that you've answered the question. What did you need to find out in the first place? |
| | Check
Check your answer. Use another method or checking technique (was it close to your estimate?) |

Can you work these calculations out?

There are 726 members of the football club.

48 are chosen to play in this week's games.

How many players are left?



Word Problems- Mixed

Eljah's basketball team scored 87 points in their game today. They scored 52 points in their last game. How many more points did they score this time?

Answer: points

Hint


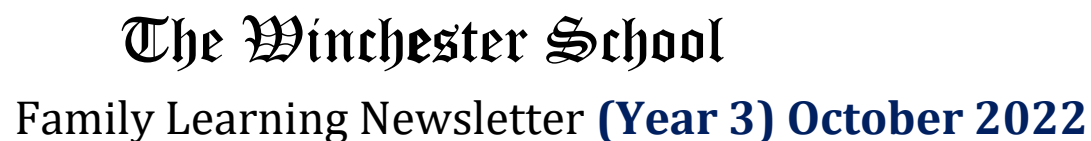
Submit

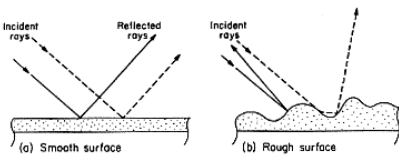

Progress
0/15

Score
0



Addition and subtraction word problem



<p>Science</p>	<p><u>Light and Shadow – Reflection of Light</u></p> <p>To observe that light is reflected from surfaces that can reflect light.</p> <p><u>Animal Including Humans (Keeping Healthy)</u></p> <p>To explore the needs of all animals including humans to stay healthy and active.</p> <p>To classify food into the different food groups.</p>	<p>Share the knowledge that position of the shadow is influenced by the position of the light. Mid-day shadow is small because the position of the sun is on top of our head. Also explain how light reflects when pointed at an even or uneven surface.</p> <p>Talk to your child about the importance of food in the day to day life. Relate it to their learning of food group / food in different groups.</p> <p>Encourage your child to do interactive activities: Play a game – Create My Plate by mentioning all the healthy food groups or go to Interactive MyPlate Match Game (healthyeating.org) to play an interactive matching game.</p>	<p><u>Reflection of Light</u></p> <p><u>Laws of Reflection</u></p>  <p><u>Animal Including Humans (Keeping Healthy)</u></p> <p><u>Food group worksheet for 3 liveworksheets.com</u></p> 
-----------------------	---	--	---



The Winchester School

Family Learning Newsletter (Year 3) October 2022




<p>Arabic for Arabs</p>	<p>* هل تحلم الحيوانات؟</p> <p>- أن يتعرف المفردات الجديدة في النص المعلوماتي</p> <p>- أن يناقش آراء العلماء في مسألة أحلام الحيوانات وتصوره لها في المستقبل .</p> <p>- أن ينشئ جملاً اسمية بسيطة (المبتدأ – الخبر)</p> <p>- أن يطرح المتعلم أسئلة عن الفكرة الرئيسة والفكر الفرعية في النص مبدئياً رأيهِ في المضمون.</p> <p>* الأقدام الطائرة</p> <p>- أن يقرأ قراءة جهرية سليمة مراعيًا التنغيم والضبط السليم .</p> <p>- أن يجيب عن أسئلة تظهر فهمه للفكر الرئيسة الفرعية.</p> <p>- أن يجمع كلمات من محيط لغوي واحد موضحاً الفرق في دلالاتها.</p> <p>- أن يكون جمل نداء ب(يا) محاكياً النمط -أن ينشئ جملاً فعلية بسيطة .</p> <p>- أن يحدد عناصر القصة .</p> <p>- أن يحلل عناصر القصة .</p>	<p>يستطيع السيد ولي الأمر أن يساعد الطالب عن طريق: مساعدة التلاميذ في التعرف وتفسير معاني وكلمات نص " هل تحلم الحيوانات " مكوناً جملاً عليها .</p> <p>مساعدة الطالب على استخدام الكلمات الجديدة في تعبيراته داخل المنزل</p> <p>مساعدة الطالب على القراءة السليمة لنص "هل تحلم الحيوانات</p> <p>مساعدة الطالب في التعرف على أهمية التعرف على السلوك الحيواني بشكل عام "أحلام الحيوانات "</p> <p>مساعدة الطالب في الربط بين خبراته ومعلوماته السابقة وبين ما يتعرفه من معلومات جديدة</p> <p>- مساعدة الطالب في وصف شخصيات القصة وتحليلها .</p> <p>يمكن لولي الأمر الدخول من خلال الرابط المرفق لموقع قناة اللغة العربية والتربية الإسلامية الخاص بمدرسة ونشستر ومتابعة التسجيلات الخاصة بالدروس ومشاركتها مع التلميذ وتدوين ما تعلمه في دفتره المدرسي</p>	<p>قناة اللغة العربية والتربية الإسلامية بمدرسة ونشستر</p>
<p>Arabic for Non -Arabs</p>	<p>IN THE SCHOOL</p> <p>To express opinion in the school.</p> <p>To create sentences about the school.</p> <p>To compare his/her school to another school.</p>	<p>In every new lesson, we provide new words with meanings.</p> <p>Help your child to memorize and use the words in sentences independently.</p> <p>Ask your child to draw things seen in the school.</p> <p>Ask your child to draw things seen in the canteen.</p>	<p>Arabic and Islamic YouTube Channel</p>



The Winchester School

Family Learning Newsletter (Year 3) October 2022




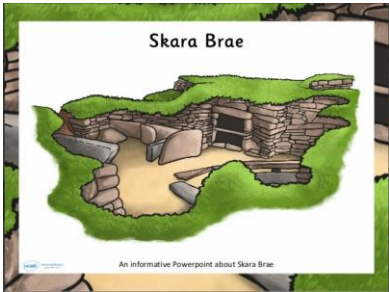

	<p>To create a sign (banner) about the school.</p> <p>THE CANTEEN</p> <p>To create sentences about the canteen.</p> <p>To compare healthy and unhealthy food.</p> <p>To create a short paragraph about food.</p> <p>- To create a sign (banner) about food.</p>	<p>Talk to your child about healthy food and unhealthy.</p> <p>Go through the links on the Arabic YouTube channel so that you can help your child learn more at home about the topic</p>	
Islamic for Arabs	<p>سورة العلق</p> <p>أن يفسر التلاميذ بعض مفردات السورة الكريمة .</p> <p>أن يشرح المعنى الإجمالي للآيات الكريمة .</p> <p>أن يستنتج نعم الله على الإنسان</p> <p>حسن الخلق</p> <p>أن يفسر بعض مفردات الحديث الشريف</p> <p>أن يشرح المعنى الإجمالي للحديث الشريف</p> <p>أن يستنتج فضل حسن الخلق</p> <p>بر الوالدين :</p> <p>أن يستنتج التلميذ أهمية بر الوالدين.</p> <p>أن يعدد التلميذ سبل بر الوالدين.</p> <p>أن يقارن التلميذ بين بر الوالدين وعقوقهما .</p>	<p>مساعدة التلميذ في حفظ الآيات الكريمة من خلال المصحف المعلم.</p> <p>مساعدة التلميذ في تصميم مخطط ذهني عن حسن الخلق .</p> <p>حث التلميذ على بر الوالدين .</p> <p>توفير فيديوهات تعليمية عن بر الوالدين وحسن الخلق.</p> <p>يمكن لولي الأمر الدخول من خلال الرابط المرفق لموقع قناة اللغة العربية والتربية الإسلامية الخاص بمدرسة ونشستر ومتابعة التسجيلات الخاصة بالدروس ومشاركتها مع التلميذ وتدوين ما تعلمه في دفتره المدرسي</p>	<p>قناة اللغة العربية والتربية الإسلامية بمدرسة ونشستر</p>
Islamic for Non- Arabs	<p>Divine revelation (Surat Al-Alaq)</p> <p>To conclude the importance of knowledge in light of the verses.</p> <p>To understand the over-all meaning of the Surah.</p>	<p>Please encourage your child to memorize Surat Al-Alaq</p> <p>Help your child to watch the story of revelation.</p>	<p>Arabic and Islamic YouTube Channel</p>



The Winchester School

Family Learning Newsletter (Year 3) October 2022




	<p>Biography (The beginning of the revelation)</p> <p>To investigate the story of the revelation of the Holy Qur'an.</p> <p>To illustrate the nature of revelation.</p> <p>Islamic values (Honoring parents)</p> <p>To explain the grace and favor of having parents and the reward in honoring them.</p> <p>To conclude different ways to show respect to parents</p>	<p>Speak to your child about some real situations of honoring parents.</p> <p>Go through the links on the Arabic YouTube channel so that you can help your child learn more at home about the topic.</p>	
Humanities	<p>The Stone Age – Skara Brae</p> <p>To explore the ruins of Skara Brae and its significance.</p> 	<p>Encourage your child to read about Skara Brae and how it was discovered. How did people get to know about it? What was life like during that period?</p> <p>Share with your child pictures and information about Skara Brae and its importance.</p> <p>Talk about the artefacts found in Skara Brae and how Skara Brae shows that Stone Age people were beginning to change how they lived.</p>	 <p>Skara Brae</p> <p>Skara Brae Video</p> <p>Skara Brae - Quiz</p>



The Winchester School

Family Learning Newsletter (Year 3) October 2022



The United Kingdom

To name and locate the countries, the capital cities of the countries and the major cities of the United Kingdom



To use the eight points of a compass.

Encourage your child to locate the United Arab Emirates and its surrounding seas on a map of the world. Next locate your home country and then the United Kingdom, its countries and surrounding seas on this map.

Share time together locating the capital city of the United Arab Emirates on a map. Next locate the capital city of your home country and then the capital city of the United Kingdom and the capital cities of the countries of the UK on a map.

Talk about the key cities of the UAE, the key cities of your home country and the key cities of the UK. Play a game - who can locate them the quickest on a map.

Encourage your child to use a compass direction to find a location on a map.

Challenge your child to use the eight compass points to describe the location of the emirates and cities of the UAE, countries and cities of your home country and countries and cities of the UK.

Map Game

UK and its countries

The United Kingdom:

England

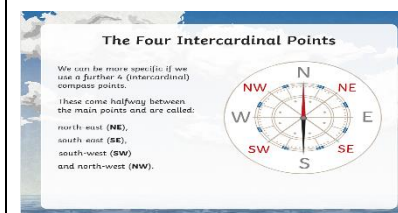
Scotland

Wales

Northern Ireland




<https://wordwall.net/resource/745065/uk-cities>





The Winchester School

Family Learning Newsletter (Year 3) October 2022




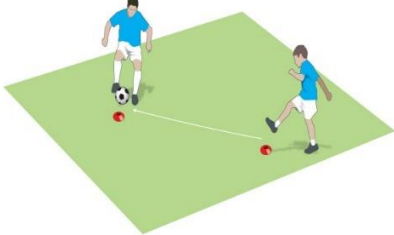

UAE Social Studies	<p><u>Natural resources in the UAE</u></p> <ul style="list-style-type: none"> To explore the natural resources of the UAE. To explore life by the sea and the importance of pearl diving and fishing in the UAE. To explore the importance of trade in the UAE in the past and the present. To explore life in the desert. <p>To explore life in the desert</p>	<p>Encourage your child to research the natural resources found in the UAE.</p> <p>Life by the Sea</p> <p>Talk about the life of the pearl divers and fishermen of the UAE. Share pictures of the different marine life found in the UAE.</p> <p>Life in Coastal Cities</p> <p>Encourage your child to talk about the different products you find in the supermarket. How do they come to the UAE?</p> <p>Life in the Desert</p> <p>Talk with your child about the different kinds of animals and plants that are found in the desert and how people live in the desert.</p> <p>Life in the Desert Oasis</p> <p>Share with your child pictures and details of an oasis and encourage them to talk about the importance of an oasis to the people who live in the desert.</p>	<p><u>Natural resources in the UAE</u></p> <p><u>The Pearl Coast</u></p> <p><u>Life in the Desert</u></p> <p><u>Arabian Desert</u></p> <p><u>Oasis</u></p> <p>Key Vocabulary: <u>Natural resources in the UAE:</u> natural resources, natural features, coast line, oases, make a living, source of income, tourism.</p> <ol style="list-style-type: none"> <u>Life by the Sea:</u> marine animals, dugong, sea cow, reptile, mammal fishing, fisherman, bait, traps, pearl diver, pearl diving, dangerous, ship captain. <u>Life in the Coastal Cities:</u> Merchant, trade, buy, sell, products, coastal town, coasts. <u>Life in the Desert:</u> Arabian Desert, thorns, Rub al Khali, nocturnal, Ghaf tree, Bosweilla tree, frankincense, sap, caravan. <u>Life in the Desert Oasis:</u> caravan, hospitality, heritage
---------------------------	--	---	---



The Winchester School

Family Learning Newsletter (Year 3) October 2022





Physical Education Activity 1	<p><u>Soccer – Passing & receiving</u></p>  <p>The aim of this skill is able to Pass and Receive the ball in playing situation</p>	<p><u>Talk and Encourage the children to do the following:</u></p> <p><u>Proper warm up</u></p> <ul style="list-style-type: none"> • Hip rotation • Arm rotations • Slow jogging on the spot • Alternate toe touch <p>Passing & Receiving. Follow the link</p> <p><u>Cooldown</u></p>	<p><u>Useful sites:</u></p> <p>Link1:</p> <p>Essential Passing and Receiving drills</p>
Activity 2	<p><u>Soccer – Dribbling</u></p>  <p>The aim of this Soccer lesson plan is to understand the importance of successful Dribbling & Able to travel with the ball in playing situation</p>	<p><u>Talk and Encourage the children to do the following:</u></p> <p><u>Proper warm up</u></p> <ul style="list-style-type: none"> • Tuck jump • Depth jump • Star jump • Broad jump • Jumping jacks • Follow the link for dribbling <p><u>Cool down</u></p>	<p>Link1:</p> <p>https://www.youtube.com/watch?v=Sdv6Y1tgE4U</p> <p>https://www.youtube.com/watch?v=movQZS-VY9I</p>



The Winchester School

Family Learning Newsletter (Year 3) October 2022



Activity 3	<p><u>Soccer- Kicking skill</u></p>  <p>Teaching and learning in Soccer, students will be able to demonstrate kicking techniques and transfer these in to game situations</p>	<p><u>Talk and Encourage the children to do the following:</u></p> <p><u>Proper warm up</u></p> <ul style="list-style-type: none"> • On the spot run • Shuttle run • Star jump • Broad jump • Jumping jacks <p>• Follow the link for Kicking skills</p> <p><u>Cool down</u></p>	<p>Link 1:</p> <p>https://www.youtube.com/watch?v=F4WXCLOQH2E</p> <p>Link 2:</p> <p>https://www.youtube.com/watch?v=PQjoSNaFf5c</p>
Activity 4	<p><u>Soccer – Team game</u></p> <p>Teaching and learning in soccer able to understand how to coordinate with team mates in playing situation.</p> 	<p><u>Talk and Encourage the children to do the following:</u></p> <p><u>Proper warm up</u></p> <ul style="list-style-type: none"> • Plank Pose • Side Plank • One Leg Stiff-Legged Deadlifts • High Lunge • Tuck Crunches • Curtsy Squat <p>Follow the link for Team game and movement</p> <p><u>Cooldown</u></p>	<p>Link 1:</p> <p>https://www.youtube.com/watch?v=WkhhbInv1MeE</p>



The Winchester School

Family Learning Newsletter (Year 3) October 2022



Music Year03 (Kiko)	<p>Improving children's confidence and musicality through singing actions songs and chanting rhymes.</p> <p>Improving on listening skills and recalling.</p>	<p>Let the children sing action songs at home. Ask the child to perform the songs we learned in school. Help the child choose which other songs they know aside from the songs taught in school and let them invent their own singing actions.</p>	https://www.timeout.com/new-york-kids/music/best-kids-songs
Music Year03 (Sunil)	<p>Learning how to play the song "Mary had a little lamb" on recorder.</p>	<p>Let the child practice at home, even though there will be squeaking. Be an audience. But better also check if the child is holding the recorder properly.</p>	
Music Year03 (Joyson)	<p>Improving child's confidence and musicality through music rhythm reading for beginners.</p> <p>We explore the relationship between quarter and eighth notes in 4/4 time.</p>	<p>Let the child understand the music note value and clap with the notes. Ask the child to perform it with any percussion instrument like maracas, tambourine or recorder</p>	(22) Introduction to Rhythm Reading: Stage One - YouTube
ICT	<p>Microsoft Word</p>	<p>Encourage your child to make a Poster or a logo on Word document on digital citizenship.</p>	



The Winchester School

Family Learning Newsletter (Year 3) October 2022



		<p>Create a picture collage for a special event.</p> <p>1.To insert pictures in a document from various sources and format the same.</p> <p>2.To insert a textbox and format the same.</p> <p>3.. To format documents with suitable font style color and size.</p>	
Moral Education	<p>1.Discrimination</p> <p>2. Confronting Discrimination</p>	<p>Share with your child the meaning of discrimination.</p> <p>Talk with your child about fair and unfair situation.</p> <p>Share with your child, how can we confront discrimination.</p>	