

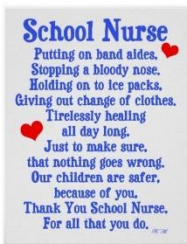

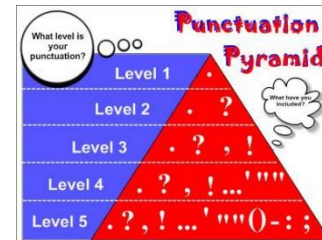





The Winchester School

Family Learning Newsletter (Year 4) – October 2022



| Area of learning | Focus | Home activities/How can you help your child at home | Useful resources |
|------------------|---|---|---|
| Literacy | <p>Spelling: Learning Objective</p> <ul style="list-style-type: none"> To recognise and spell suffixes '-ous'. To spell irregular tense changes. To recognise and spell the adventurous vocabulary used in the text.   <p>Grammar:</p> <ul style="list-style-type: none"> To identify and use different types of conjunctions for meaning and purpose. | <p>Discuss the importance of inculcating and following moral values. Encourage your child to appreciate the big and small things that is done for them and to them by any person in or outside school Create a card for people around you to appreciate their support to you.</p>   <p>Discuss that lots of adjectives can be formed by adding '-ous', to nouns and verbs. While reading books encourage your child to make note of new words and their spellings especially by adding suffixes sensibly</p> <p>Encourage your child to search for spelling rules and apply these rules by adding '-ous' to the following root words: ridicule, prosper, hazard, fame, courage.</p> <p>Encourage children to become aware of use of interesting adjectives in their writing: adventurous, bizarre, challenging, charismatic, fantasy, fantastic, imaginary</p> <p>Discuss the importance of using Punctuation marks and how it can be used in different ways.</p> <p>For example, Commas can separate a list of actions. -"He hit the ball, dropped the bat, and ran to first base."</p> | <p>activity suffix ous</p> <p>spelling games ous</p> <p>Online punctuation games</p>  |

- To introduce children to fronted adverbials by highlighting when they are used in pieces of text or stories.
- To explore figurative language and use them in creating their own poem.



Text Level:

Unit 5: Non-Fiction (Diary)- Holiday Diary & Review Unit 1- Aladdin and the Genie (Fiction)

Novel: Charlie and The Chocolate factory

- To read and understand the Novel from the author's point of view.
- To identify the purpose of the text.
- To make predictions about the next part of the story.
- To talk about what the character is feeling from the

Encourage them to make a sentence using the words from spelling list using suitable punctuation marks.

<https://wordwall.net/en-gb/community/time-and-cause-conjunctions>

Discuss conjunctions and the importance of using them in writing.

Encourage them to use them while speaking and creating sentences.

Ask them the purpose of each type.

Encourage children to use fronted adverbials in their written work by demonstrating how a sentence they have written could have been changed by putting the adverbial at the front.

<https://www.learningstreet.co.uk/articles/what-are-fronted-adverbials/>

Which fronted adverbial?

Can you match the fronted adverbial to each sentence so they all make sense?

Gently,
Before I go to bed,
At last,
Suddenly,
At the park,
Every playtime

I clean my teeth.
The ground began to shake.
I lost my coat.
I play football.
She lifted the sleeping baby.
I reached the finish line.

Children might be given pieces of card with different parts of a sentence written on them, so that they can experiment with the different ways the sentence could be put together.

It can also be a helpful exercise to give children a word mat of adverbials which are divided into different topics, and then ask them to use this to complete unfinished sentences. For example:

_____, there lived a mysterious creature.
_____, Natalie began to cry.
_____, he grabbed his bag and slammed the door.



Adjectives

Online Grammar Games

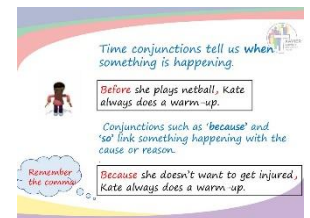
Punctuation Games

Punctuations Games 1

<https://www.turtlediary.com/games/conjunction.html>

<https://dictionary.cambridge.org/grammar/british-grammar/conjunctions-time>

[https://www.liveworksheets.com/worksheets/en/English as a Second Language \(ESL\)/Conjunctions](https://www.liveworksheets.com/worksheets/en/English%20as%20a%20Second%20Language%20(ESL)/Conjunctions)



- writer's choice of words.
- To respond to the text.

Listening Comprehension: Making Inferences.

Speaking: Why do the leaves on trees change colour in the fall?

Big Write Topics:

Adventure Stories

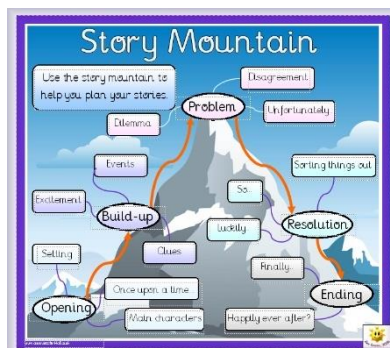
Hot Write

To explore the key elements of Adventure Stories.

Newspaper Report:

- To analyse and identify the features of a recount text.
- To write a newspaper style report.

Writing: Reports/Character Descriptions/ Summarising



Explore figurative language with your children. Encourage them to give you examples and list them. Ask them when and why do we use figurative language.

<https://www.bbc.co.uk/bitesize/articles/zxk7kty>

Encourage your child to read Fiction and non-fiction both.

Story Telling: Become a story teller and ask questions related to characters, their feelings, different settings and the plot of the story.

Discuss the use of language by the author and check children's understanding of the language.

Ask questions with reference to the text.

Encourage them to suggest ideas for **creating** their own version of stories and create diary entries for themselves.

Students to read and infer from the texts mentioned.

When we read stories, watch films or TV shows, look at pictures or play video games, we use lots of different skills to work out what is happening. One of these skills is called **inference**. **Inferring** is a bit like being a detective.

Explore the book cover of the novel. Show the front cover of the novel, 'Charlie and the Chocolate factory'. Start a discussion with your child about the novel ask if he/she has read it before/seen the film together make predictions of what could the story be?

Discuss the use of language by the author and check children's understanding of the language.

Ask questions with reference to the text.

<https://www.theschoolrun.com/what-are-fronted-adverbials>

<https://www.youtube.com/watch?v=pCpJXDy0tb8>
<https://kidadl.com/article/s/figurative-language-ks2-made-easy>

<https://www.youtube.com/watch?v=VOaxhxCn-4E>

Li: I can express time and cause using conjunctions

Time conjunctions tell us when something is happening.

Before she plays netball, Kate always does a warm-up.

Conjunctions such as 'because' and 'so' link something happening with the cause or reason.

Remember: the comma

Because she doesn't want to get injured, Kate always does a warm-up.

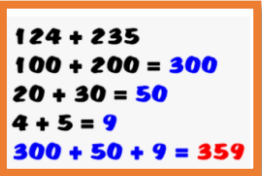
<https://www.bbc.co.uk/bitesize/articles/zn2djhv>


<http://www.read.gov.au/esop/index.htm>

<https://www.studentuk.com/category/fable/>

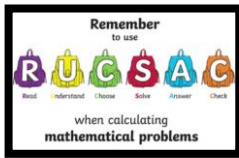
<https://learnenglishkids.britishcouncil.org/category/skills/listening-viewing-comprehension>
<https://empoweredparents.co/8-games-to-improve-your-childrens-listening-skills/>

| | | | |
|--|--|--|---|
| | <p>Moral Education link- Unit 1- Equality and Appreciation 1.5 Appreciation and Gratitude Students write poems to appreciate and express gratitude towards the important people who help them in their everyday life using expressive language.</p> | <p>Discuss the importance of inculcating and following moral values.</p> <p>Encourage your child to appreciate the big and small things that is done for them and to them by any person in or outside school</p> <p>Create a card for people around you to appreciate their support to you.</p> | <p>https://www.youtube.com/watch?v=AiNwfUVmAjs</p> <p>https://www.youtube.com/watch?v=qCuNSZjCKg8 (Charlie and the Chocolate factory Audio Book)</p> <p>https://www.sparknotes.com/lit/charlie/quiz/ https://clubs-kids.scholastic.co.uk/quizzes/24402</p> |
|--|--|--|---|

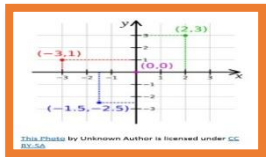
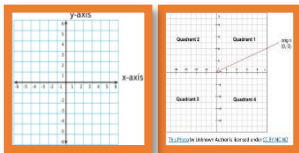
| Area of learning | Focus | Home activities/How can you help your child at home | Useful website |
|---|---|--|---|
| <p>Numeracy Number-Addition and subtraction</p>  | <p>To add and subtract three-digit numbers mentally.</p> <p>To work out sums and differences of multiples of 100 or 1000.</p> <p>To add and subtract numbers up to 4 digits using the formal written method of columnar method of subtraction.</p> | <p>Talk and practice with your child adding and subtracting three-digit numbers mentally, work out sums and differences of multiples of 100 and 1000.</p> <p>Share with children different facts. Tell them we are a fact family. There are three members in our family, their names are 500, 400, and 900. We can do four things together -- 500 + 400 = 900 400 + 500 = 900 900 - 500 = 400 900 - 400 = 500</p> <p>Encourage: -Your child when writing down sums, separate the numbers into ones, tens, hundreds and thousands. List the numbers in a column and always start adding or subtracting from ones first. Estimate first and check afterwards. It's a good idea to estimate a rough answer first and then check your actual answers.</p> <p>Talk about RUCSAC is a problem-solving process in mathematics. It is steps for how to work out problem-</p> | <p>Addition</p> <p>Addition Games</p> <p>Subtraction</p> <p>Addition and Subtraction</p> <p>Games</p> |



Number-Addition and subtraction

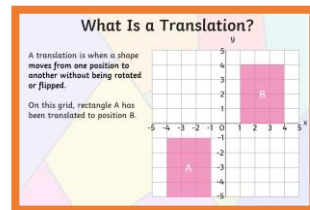


Geometry Position and Direction (Coordinates)



To apply and solve addition and subtraction problems up to 4 digits and estimate the answer.

To analyze and plot positions on a 2-D grid as coordinate in the first quadrant.



To analyze the translations of a given unit to the left /right and up / down.

solving questions in math's, including one-step and two-step word problems.

RUCSAC stands for Read, Understand, Choose, Solve, Answer and Check.

Share your experience of daily life situations(Grocery) to make the students understand word problems of addition and subtraction.

Challenge:

Write a word problem for which this calculation is used to find the answer.

$$456 + 237 - 598 = 95$$

Check your problem with a partner.
What mistakes might someone make when trying to solve the problem?

Talk about What are Coordinates?

Coordinates are two numbers (Cartesian coordinates), or sometimes a letter and a number, that locate a specific point on a grid, known as a coordinate plane. A coordinate plane has four quadrants and two axes: the x axis (horizontal) and y axis (vertical).

Encourage: -One way of helping children to remember which of these is which is to tell them that the x axis goes **across** because 'x' is a **cross**.) The point at which the two axes intersect is called the **origin** – the coordinates of this point are (0, 0).

Share:-With students to remember this with the phrase '**along the corridor, up the stairs**', meaning that they should follow the x axis first and then the y.

Talk: - Translation is a term used in geometry to describe the movement of shapes from position to another.

Encourage: -The translation of a shape will move it up, down, left or right but the dimensions and appearance of the shape will stay the same. In order to correctly translate a shape, each point must move at an equal distance. It's

[Word Problems](#)

[Quiz](#)

[Coordinates](#)

[Games](#)

[Translation](#)

[Translation Games](#)

[Translation Worksheet](#)

[Translation Games](#)

important to note that if a shape is made larger or smaller or is rotated this is not translation.

Challenge:

1. Use translation to shape in a grid.

Translate each shape by moving the labelled point of the shape to the point with the same letter.

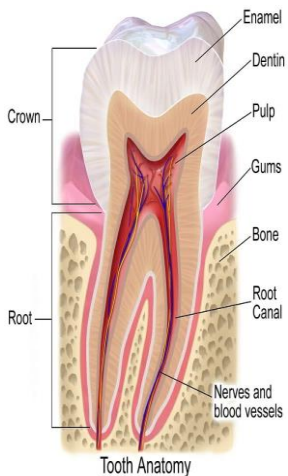
Secret Messages - Coordinates in 4 Quadrants

1. List the coordinates that spell out your first and last names.

| First Name | Coordinates |
|------------|---|
| | (,) (,) (,) (,) (,) (,) (,) (,) (,) (,) |

| Last Name | Coordinates |
|-----------|---|
| | (,) (,) (,) (,) (,) (,) (,) (,) (,) (,) |

Science



Teeth

To identify the different types of teeth and to explain their functions.

To illustrate the structure of the tooth and to explain the functions.

To know that animals have different kinds of teeth because they have different diets.

To compare the teeth of carnivores and herbivores.

Teeth Investigation

Investigate the cause of tooth decay and understand the process.

Talk about observing different shapes of teeth in the oral cavity. Discuss about what a tooth could be made of.

Share your own observations about different shapes of teeth in your mouth.

Encourage them to explore the reasons of having different shapes of teeth in oral cavity. Encourage them to think about what happens when their tooth breaks.

Talk about observing teeth of different animals and how they are different from other animals. Discuss about the diets of these animals and how their teeth help to chew their food.

Share examples of animals that eat same kind of food.

Encourage them to find similarities and differences between herbivores, carnivores and omnivores.

Talk about the importance of teeth, types of teeth and the structure of a tooth.


Share the right practices to care for your teeth.


Teeth:

[Human Teeth Types - Video for Kids - YouTube](#)

[Animals Types - by Eating Habits - Education Videos for Kids by www.makemegenius.com - YouTube](#)

[Fun Tooth Facts for Kids - Interesting Information about Human Teeth \(sciencekids.co.nz\)](#)

| | | | |
|---|--|--|--|
| | | <p>Encourage them to read about the effects aerated drinks, sweets and smoking have on teeth.</p> | <p>Uses of teeth - The Children's University of Manchester</p> <p>Tooth Decay / Cavities / Dental Caries - YouTube</p> <p>How to Treat Cavities Naturally Dr. Josh Axe - YouTube</p> |
| <p>Humanities Geography Exploring Europe</p> <p>Key vocabulary:</p> <hr/> <p>Europe, continent, country, capital city.</p> | <p>Continents, countries and cities</p> <hr/>  | <p>Talk to your child about the continents of the world and identify them on the world map.</p> <p>Encourage your child to use an atlas to find the names of the countries in Europe and locate them on the map of Europe.</p> <p>Share with your child the map of Europe and identify the capital cities of all the countries and locate the major cities of Europe.</p> | <p>https://www.kids-world-travel-guide.com/europe-facts.html</p> <p>https://www.phenomenalglobe.com/best-european-cities-to-visit-with-kids/</p> <p>https://www.ducksters.com/geography/europe.php</p> |

| Area of Learning | Focus | Home activities/How can you help your child at home | Useful Websites and Vocabulary |
|--------------------|---|--|---|
| UAE Social Studies | 1. Natural resources – land and water | Talk about the natural resources of the earth, both landforms and bodies of water, how they affect people's lives – the homes they build, the food they eat and the water they drink. | https://www.youtube.com/watch?v=tbYhplZtObA Vocabulary: natural resources, community and shelter |
| | 2. Natural resources – other natural resources | Encourage your child to research the natural resources available in the world, their classification (renewable and non-renewable) and how they affect people's lives. | https://www.youtube.com/watch?v=KEeH4EniM3E Vocabulary: soil, stone, minerals, coal. |
| Moral Education | 1.Discrimination | Share with your child the meaning of discrimination. Talk with your child about fair and unfair situation |  |
| | 2. Confronting Discrimination | Share with your child, how can we confront discrimination. | |



The Winchester School

Year 4 Family Learning News Letter – October 2022




| Area of learning | Focus | Home activities/How can you help your child at home | Useful websites |
|------------------------------|---|--|--|
| Microsoft Power point | <ol style="list-style-type: none">1. Insert text box with lines or quotes and format the same Text effects2. To crop and insert pictures in a document and format with picture effects3. To insert an audio clip or a video clip and trim the file as required. | <p>Encourage your child to create a picture collage or insert a video clip on a certain event at home like a birthday party adding an audio clip to make your presentation look and feel good.</p> <p>Create an invite for a for a special occasion.</p> | <p>https://www.office.com/?auth=2</p> <p>https://www.youtube.com/watch?v=IXJI7JaGuCA</p> <p>https://edu.gcfglobal.org/en/powertpoint2016/shapes/1/</p> |



The Winchester School

Year 4 Family Learning News Letter – October 2022







| Area of learning | Focus | Home activities/How can you help your child at home | Useful websites |
|-----------------------------|---|---|---|
| Music Year 4 (Kiko) | Improving children's confidence and musicality through singing actions songs and chanting rhymes. Improving on listening skills and recalling. | <ul style="list-style-type: none">Let the children sing action songs at home.Ask the child to perform the songs we learned in school.Help the child choose which other songs they know aside from the songs taught in school and let them invent their own singing actions. | https://www.timeout.com/new-york-kids/music/best-kids-songs |
| Music Year 4 (Sunil) | Learning how to play the song "Happy birthday" on recorder | <ul style="list-style-type: none">Let the child practice at home, even though there will be squeaking.Be an audience. But better also check if the child is holding the recorder properly. | |



The Winchester School

Year 4 Family Learning News Letter – October 2022



| Area of learning | Focus | Home activities/How can you help your child at home | Useful websites |
|--------------------|---|--|--|
| Physical Education | <p><u>Throw ball/Service:</u></p> <p>Students will be able to understand the game & how to perform service skills.</p>  | <p><u>Talk and Encourage the children to do the following:</u></p>  | <p><u>Useful sites:</u></p> <p>https://www.youtube.com/watch?v=VD5HZjM2l0 https://www.youtube.com/watch?v=nUw_8zq06HM https://www.youtube.com/watch?v=MTi18LoWjOs</p> |
| | <p><u>Throwball/Throwing:</u></p> <p>Students will be able to understand how to perform throwing skills.</p>  | <p><u>Encouraging Children to take part in Throwball Games, practicing more time with wall return services to become master in Servicing skill in Throwball Game</u></p> <p><u>Talk and Encourage the children to do the following:</u></p>  | <p><u>Useful sites:</u></p> <p>https://www.youtube.com/watch?v=aZTHjSRERYQ https://www.youtube.com/watch?v=S5YNfqxn8v4</p> <p><u>Useful sites:</u></p> <p>https://www.youtube.com/watch?v=EyyL1qU-HRc https://www.youtube.com/watch?v=1alnZWz8A-Y https://www.youtube.com/watch?v=FYS9o-Mwl</p> |

Throwball/Catching:

Students will be able to understand how to perform catching skills.



Throwball/Team play:

Students will learn how to play a game with basic rules & will be able to understand of the game.



Encouraging Children to take part in Throwball Games, practicing more time with wall return throwing or with partner practices to become master in Throwing skill in Throwball Game.

Talk and Encourage the children to do the following:



Encouraging Children to take part in Throwball Games, practicing more time with wall return throwing/catching, individual or with partner practices to become master in catching skill in Throwball Game.

Talk and Encourage the children to do the following:



Encouraging Children to take part in Throwball Games, watching the game in YouTube to understand the compete level between the two teams in a throwball match.

Useful sites:

<https://www.youtube.com/watch?v=awd3EQtn1lk>

<https://www.youtube.com/watch?v=WLEKkpRSbAo>

<https://www.youtube.com/watch?v=gDfJQwVs6aE>

<https://www.youtube>



The Winchester School

Year 4 Family Learning News Letter – October 2022



| Area of learning | Focus | Home activities/How can you help your child at home | Useful website |
|----------------------|--|--|---|
| Arabic for Arabs | <p>الألف اللينة في نهاية الكلمات :</p> <p>أن يميز التلميذ الألف اللينة في نهاية الكلمات . أن يصيغ التلميذ فقرة مستخدماً الألف اللينة في كتابته .</p> <p>*أمي جديدة :</p> <p>أن يقرأ التلميذ النص قراءة سليمة . أن يحدد التلميذ الفكرة الرئيسة والأفكار الفرعية في النص. أن يحلل بنية النصوص القصصية وأفعالها .</p> <p>*الجملة والتركيب :</p> <p>أن يميز التلميذ بين الكلمة والتركيب والجملة . أن يحدد التلميذ الجملة الاسمية . أن يضبط التلميذ الجملة الاسمية .</p> | <p>* قراءة إحدى القصص وتحديد عناصرها . * مساعدته في جمع شواهد عن الجملة الاسمية . * استخدام بعض الألعاب التعليمية المساعدة في فهم الجملة الفعلية . * مساعدته في كيفية الإلقاء . * مساعدته في التمييز بين النصوص الأدبية . * حثه على استخدام التعبيرات المجازية في حديثه . يمكن لولي الأمر الدخول من خلال الرابط المرفق لموقع قناة اللغة العربية والتربية الإسلامية بمدرسة ونشستر ومتابعة التسجيلات الخاصة بالدروس ومشاركتها مع التلميذ وتدوين ما تعلمه في دفتره المدرسي.</p> | <p>منصة أقرأ بالعربية قناة اللغة العربية والتربية الإسلامية بمدرسة ونشستر</p> |
| Arabic for Non Arabs | <p>Leisure time</p> <p>To learn about the different kinds of hobbies and sports.</p> <p>To create sentences using the new vocabulary. Some students will be able to create a short paragraph about their favourite hobbies and sports.</p> | <p>Encourage your child to memorize his/her new vocabulary about the new topic (the school) (Leisure time) from the Arabic notebook and textbook.</p> <p>Talk to your child about the school and his favourite hobbies.</p> <p>Ask your child about his opinion regarding his/her school.</p> <p>Go through the links on the Arabic and Islamic YouTube Channel so that you can help your child learn more at home about the topic.</p> | <p>I Read Arabic Arabic and Islamic YouTube Channel</p> |

| | | | |
|---|--|--|--|
| <p>Islamic for Arabs</p> | <p>سورة الطارق أن يلتزم التلميذ آداب التلاوة أن يفسر التلميذ معاني المفردات القرآنية الجديدة أن يوضح التلميذ المعنى الإجمالي للسورة التثبت من الأخبار أن يتعرف التلميذ المعنى الإجمالي للحديث أن يدلل التلميذ على أهمية التحقق من الأخبار أهمية الصلاة المفروضة أن يوضح التلميذ أهمية الصلاة المفروضة أن يميز التلميذ الصلاة المفروضة والسنة الأخر</p> | <p>يساعد ولي الأمر التلميذ في حفظ السورة مع التزام آداب التلاوة حثه على التحلي بالأخلاق الحسنة قولاً وفعلاً تصميم مخاريط ذهنية عن الصلاة وأهميتها. البحث عن أدلة من القرن والسنة عن الصلاة. يمكن لولي الأمر الدخول من خلال الرابط المرفق لموقع قناة اللغة العربية والتربية الإسلامية الخاص بمدرسة ونشستر ومتابعة التسجيلات الخاصة بالدروس ومشاركتها مع التلميذ وتدوين ما تعلمه في دفتره المدرسي.</p> | <p>قناة اللغة العربية والتربية الإسلامية بمدرسة ونشستر</p> |
| <p>Islamic for Non Arabs</p> | <p>Surat AL-Burouj. (1-22) To explain the vocabulary mentioned in the verses. To explain the story of the people of the ditch. To learn the reward of the believers and disbelievers on the Day of judgement. Etiquette of entering of leaving a house. To learn the supplication of entering or leaving the house. To explain how to apply the etiquette of entering or leaving the house. The strong believer. (Hadith) To find out how can one be a strong believer who is beneficial to people. To explain the effect of good relation with Allah on believer's strength. To concluded the good deeds that help a Muslim to be strong believer.</p> | <p>Encourage your child to memorize Surat- AL-Burouj (Verses 1-15) Search with your child for the story of the people of the ditch. Search with your child for the Duua of entering and leaving the house and memorize them. Share your child how to apply those etiquette at home. Share with your child the general meaning of the hadith of the strong believer. Share your child how can one be a strong believer. Go through the links on the Arabic and Islamic YouTube channel so that you can help your child learn more at home about the topic</p> | <p>Arabic and Islamic YouTube Channel</p> |