



The Winchester School

Family Learning Newsletter (Year 1) – April 2023



Area of learning	Focus	Home activities - help your child at home.	Useful websites
Literacy	<p>Spelling</p> <ul style="list-style-type: none">To use phonic knowledge to spell 'words ending with 'au'/aw sound and 'ou'/'ow' sound <p>Grammar</p> <p>Punctuation</p> <ul style="list-style-type: none">To use capital letters at the start of a sentence and a full stop, exclamation or question mark at the end. <p>Compound noun</p>	<p>Fold three columns on a piece of paper, and label one column 'trace', the next 'copy' and the last 'recall'. Write the word in the first column, and have your child trace the letters. Next have your child copy the word by looking at what he /she's just written. Finally, have your child fold (and hide) the first two columns and recall the spelling of the word independently.</p> <p>TALK to your child about the rules of capitalization. Show them the calendar or a book which has days of the week and SHARE that the days of the week always begin with a capital letter. Similarly the name of any place, e.g. Dubai always begins with a capital letter.</p> <p>Jumble up all the words in a sentence excluding the punctuation. ENCOURAGE your child to rearrange the words to frame a correct sentence and punctuate appropriately. Have a short conversation each day by taking turns to TALK with punctuation. E.g. SayHow are you today. Question mark.</p> <p>The child replies.... I am fine...full stop.</p>	<p>ow and ou sound song</p> <p>aw and au sound song</p> <p>Capital letter in a sentence</p> <p>Capitalization</p> <p>Compound nouns online game</p>

Text Level

Letter Writing

- To write letters to convey information.
- To locate features of letters.
- To know address shows where letters are sent.

Text Level

Adventure Stories

- To re-tell stories, stating the main points in sequence.
- To identify and compare basic story elements, e.g. beginnings and endings in different stories.
- To use some of the elements of known stories to structure own writing.

Compound Nouns are nouns that are made with two or more words. They are usually formed by noun + noun or adjective + noun. Example – lunch + box = lunchbox, foot+ ball = football.

Activity - Give your child a jumbled-up list of compound and non-compound words. Then have them decide which is which. This is a great way to show your child the difference between the words, allowing them to recognise compound words within sentences.

Encouraging children to write letters from an early age will improve their communication, social and handwriting skills, and teach them what they need to know about writing and structuring letters.

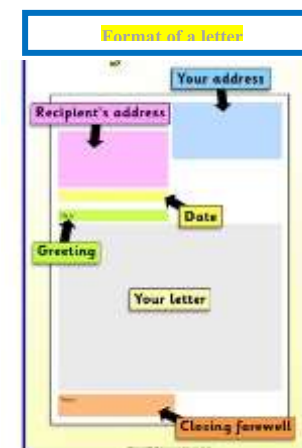
SHARE some post cards or old samples of letters (if any) to show your child how letters were used very popularly to convey information.

ENCOURAGE them to write simple letters to their friend or grandparents about their school or a party they attended.

Remind them to focus on all the features of the letter and share the importance of an address. Ask: What will happen if there is no address or the address is incorrect?

ENCOURAGE them to begin with the greetings and sign off the letter in the end. Share some ideas of signing off. E.g.: yours truly, yours lovingly etc.

Compound Words	Non – compound Word
Butterfly	Chimney
Cannot	Record
Keychain	Mountain
Playground	Rain
Ladybug	Climbing
Sunshine	Playful
Hailstone	Lovely



		<p>TALK to them about emails and voice messages which are now gaining more significance as a medium of communication.</p> <p>SHARE some adventure stories, for example adventure of Tom Sawyer, Aladdin etc. Visualise the setting, TALK about what is new or unexpected and predict how characters will look and behave in these settings.</p> <p>ENCOURAGE your child to make links with their experience, for example, what would you do if you found yourself here? Compare and contrast stories with different settings and ENCOURAGE children to express preferences.</p> <p>SHARE some time together by watching a short performance or film version of a story with an adventure.</p> <p>Allow the children to identify the main characters and events in the story. Ask your child to retell the story orally with main events in sequence.</p> <p>ENCOURAGE them to create their own adventure story book with pictures and design to create settings and characters. TALK to them, if they intend to add any new character (fairy / superhero), what superpowers could they have and finally let them write the beginning, middle and end of the story.</p>	<p>Alice in Wonderland - Adventure story</p> <p>Ali Baba And The Forty Thieves adventure story</p>
--	--	--	--



<p>Numeracy</p>	<p>To read time to half past. To read and show time in hour and half. To estimate, measure and compare weight using uniform, nonstandard units of measurement.</p> <p>To estimate, measure and compare weight using uniform, nonstandard units of measurement.</p> <p>To solve problems involving counting, addition, and subtraction.</p>	<p>Share with your child what you can do, in half an hour or in one hour during the day. Using a homemade / toy clock, show the time at 3 O'clock and half past 3. Can your child now tell you where the hour (small) hand will point and where the minute (big) hand will point at half past 7? Repeat with different times. Discuss that half past 7 can also be written as 7:30. Talk to them about the difference between an analog and digital clock.</p> <p>Talk: After shopping in the supermarket, talk to your child about checking the weight labels and ask him/her how to weigh the fruits and vegetables. Ask your child to compare and estimate the weight of items Days of the week Months of the year time word problem weight you have purchased. E.g.: Are the apples heavier than the lemons? How many cubes heavy are the apples?</p> <p>Encourage and discuss with your child while travelling or cooking. Share simple examples of addition and subtraction number stories. Focus on the use of different vocabulary of addition and subtraction.</p> <p>E.g.: You see 12 red cars and 4 black cars. How many cars altogether?</p> <p>I gave you 25 cookies, you ate 2. How many are remaining?</p>	<p>time word problem</p> <p>weight</p> <p>Word problems</p>
------------------------	--	---	---

Science	<p><u>Materials:</u></p> <p>To distinguish between an object and the material from which it is made.</p> <p>To describe the simple physical properties of a variety of everyday materials.</p> <p>To differentiate between natural and man-made materials with examples including wood, plastic, glass, metal, water, and rock.</p>	<p>EXPLORE, RESEARCH and SHARE information on difference between natural and man-made materials</p> <p>Let the child describe the simple physical properties of a variety of everyday materials.</p> <p>ENCOURAGE your child to classify different objects into natural and man-made origins.</p> <p>ENCOURAGE your child to TALK about and evaluate how natural materials pose advantage over man-made materials in terms of impact on the environment.</p> <div data-bbox="898 768 1436 1005" data-label="Image"> </div> <p>SHARE information by evaluating the advantages of certain man-made materials over natural materials in terms of real-life uses.</p>	<p>https://youtu.be/C4UICEMlo9k</p> <p>https://www.youtube.com/watch?v=340MmuY_osY</p> <p>https://www.youtube.com/watch?v=xOKr462HLC0</p> <div data-bbox="1543 735 2018 990" data-label="Image"> </div>
----------------	--	--	--

<p>Arabic for Arabs</p>	<p>المحبة في رمضان</p> <p>أن يكتب التلميذ كلمات بصورة صحيحة.</p> <p>أن يحاكي التلميذ النمط في إنشاء جمل بها كلمات تحوي اللام الشمسية واللام القمرية.</p> <p>أن يربط التلميذ بين الكلمات والصور التي تم تعلمها لتكوين جمل جديدة.</p> <p>أن يميز التلميذ الضمائر المنفصلة.</p> <p>قصة النحلة والفراشة</p> <p>أن يربط التلميذ بين الصور والأحداث المرئية أو المسموعة من خلال صور أو فيديوهات عن الحشرات.</p> <p>أن يستخدم التلميذ أدوات الاستفهام لتكوين أسئلة والإجابة عنها.</p>	<p>مساعدة الابن على قراءة كلمات متنوعة.</p> <p>مساعدة الابن في تركيب كلمات مكونه من حرفين أو أكثر</p> <p>مساعدة الابن على كتابة كلمات بسيطة .</p> <p>إملاء الكلمات التي تم تعلمها بصورة دورية.</p> <p>مساعدة التلميذ في جمل صور عن الحشرات ووصفها.</p> <p>مساعدته في مشاهدة فيديوهات عن الضمائر وأدوات الاستفهام</p> <p>يمكن لولي الأمر الدخول من خلال الرابط المرفق لموقع قناة اللغة العربية والتربية الإسلامية بمدرسة ونشستر ومتابعة التسجيلات الخاصة بالدروس ومشاركتها مع التلميذ وتدوين ما تعلمه في دفتره المدرسي.</p>	<p>منصة عصفير للقراءة</p> <p>قناة اللغة العربية والتربية الإسلامية بمدرسة ونشستر</p>
<p>Arabic for Non Arabs</p>	<p>My body:</p> <p>We will continue in body parts in Arabic.</p> <p>How to describe the body using colour and adjectives.</p> <p>طويل – قصير – ناعم – أسود – بني</p> <p>How to use this is for masculine and feminine.</p> <p>How to use (بينما while) as connective.</p> <p>Joining letter to make a word.</p> <p>How can write sentences? كيف اكتب جملاً</p>	<p>In every lesson, we provide the students with new words with their meanings to help your child memorize and use in sentences of his/her own.</p> <p>Ask your child to speak about the body parts.</p> <p>Go through the links on the Arabic YouTube channel so that you can help your child learn more at home about the topic.</p>	<p>Arabic and Islamic YouTube Channel</p>

<p>Islamic for Non Arabs</p>	<p>Tolerance</p> <p>To demonstrate that a Muslim shows tolerance towards other by sharing them his/her food, belongings and games.</p> <p>To conclude the effects of being tolerant.</p> <p>To conclude that tolerance is one of the Muslims' attributes.</p> <p>The best among you is the one who learns the Quran and teaches it.</p> <p>To read the honourable Hadith from memory.</p> <p>Explain the overall meaning of the Hadith.</p> <p>Identify the behaviour that indicates love for the Holy Quran.</p>	<p>Please encourage your child to memorize surat Al-Nas, Surat Al-Masad and Surat AlNasr.</p> <p>Please practice Surat Al feel, Al Fatiah, Al Nas and Surat Al Falaq every week with your child Please encourage your child to memorize the honourable Hadith (The best among you is the one who learns the Quran and teaches it).</p> <p>Please encourage your child to learn the Dua taught in class.</p> <p>Please talk to your child about tolerance in the light of the Quran and Hadith of our prophet (PBUH)</p> <p>Go through the links on the Arabic and Islamic YouTube channel so that you can help your child learn more at home about the topic</p>	<p>Arabic and Islamic YouTube Channel</p>
-------------------------------------	---	--	---

<p>Islamic for Arabs</p>	<p>سورة النص أن يتلو الطالب السورة تلاوة صحيحة. أن يميز الطالب بعض صفات التوحيد. أن يميز الطالب قدرة الله على كل شيء خيركم من تعلم القرآن وعلمه أن يميز الطالب أهمية تعلم القرآن أن يوضح الطالب ثواب تعلم وحفظ القرآن . أن يوضح الطالب جزاء قراءة القرآن . التسامح أن يستنتج الطالب أهمية التسامح أن يعدد الطالب أوجه التسامح . أن يستنتج الطالب ثواب التسامح .</p>	<p>يساعد ولي الأمر الطالب في حفظ السورة من خلال المصحف المعلم . حث الطالب على التسامح مع الآخرين . مساعده على مشاهدة فيديوهات تعليمية عن التسامح وفضل القرآن. يمكن لولي الأمر الدخول من خلال الرابط المرفق لموقع قناة اللغة العربية والتربية الإسلامية الخاص بمدرسة ونشستر ومتابعة التسجيلات الخاصة بالدروس ومشاركتها مع التلميذ وتدوين ما تعلمه في دفتره المدرسي.</p>	<p><u>قناة اللغة العربية والتربية الإسلامية بمدرسة ونشستر</u></p>
-------------------------------------	---	--	---

<p>Humanities History</p>	<p>To explore what makes a person significant.</p> 	<p>Talk to your child about people who are important in their lives, school and community.</p> <p>Share information on a variety of well-known, famous people from a range of backgrounds, such as sport, television and film, science, etc through stories and photographs.</p> <p>Encourage your child to find out some reasons why someone might be significant. Look at pictures of explorers, what they did and why they are thought of as significant.</p> <p>Key Words: Important, significant, famous, person, people, explorer.</p>	<p>https://www.youtube.com/watch?v=GjoYbsvUoO4</p> <p>https://www.youtube.com/watch?v=2Md8xj8SzPg</p> <p>https://www.youtube.com/watch?v=Frow559jWSE</p> <p>https://www.youtube.com/watch?v=dZOSZYOCfxg</p>
<p>Geography</p> 	<p><u>Physical and Human Geography</u></p> <p>To use simple observational skills to study the surrounding environment in the context of the local weather.</p> <ul style="list-style-type: none"> What is weather? 	<p>Talk to your child about the daily weather patterns.</p> <p>Share information about how our weather changes throughout the year – seasons.</p> <p>Encourage your child to observe the weather in our city and record the observations in a weather diary.</p>	<p>https://www.youtube.com/watch?v=sn6GLgaTY0M</p> <p>https://www.youtube.com/watch?v=P9abGg_gF1s</p> <p>https://www.youtube.com/watch?v=ZIEoNhAAGes</p>

		Key Words: Weather, changes, seasons, daily, day to day, weather recording, observation, temperature, thermometer, sun, rain, thunder, snow, wind.	
UAE Social Studies	<p>To explain one's own role in preserving personal and public property.</p> <p>To resolve conflicts related to limited resources.</p> <p>To sequence the events using time words. (e.g. today, yesterday, last night, etc.)</p>	<p>Talk to your child about their role in preserving their personal and the public property they see around.</p> <p>Encourage your child to list different ways to preserve their personal and the public property they see around.</p> <p>Talk to your child about limited resources and how we should use them carefully.</p> <p>Encourage your child to use limited resources carefully. For example, using their pocket money wisely, not wasting their food, etc.</p> <p>Talk to your child about their school routine using time words.</p> <p>Encourage your child to write down their daily routine using time words.</p>	<p>https://www.youtube.com/watch?v=RnS-BHfK_pc</p> <p>https://www.youtube.com/watch?v=6_2KuxfOJbY</p> <p>https://www.youtube.com/watch?v=EpEA10cmQec</p> <p>https://www.youtube.com/watch?v=4AMptAmS_xM</p>
Physical Education	<p><u>First Week:</u></p> <p><u>Snake and ladders:</u></p>	<p><u>Talk and Encourage the children to do the following:</u></p> <p>1. Mental attention</p>	<p><u>Useful sites:</u></p> <p>www.pecentral.org</p>

	<p>During playing snake and ladders, the focus is on to develop mental attention, counting and calculations.</p> <p><u>Second Week:</u> <u>Ludo:</u></p> <p>During playing Ludo, the focus is on to develop mental attention, counting and calculations.</p> <p><u>Third Week:</u> <u>Walking & Running or Dodgeball:</u></p>	<p>2. Calculations 3. Counting</p> <p><u>Talk and Encourage the children to do the following:</u></p> <ul style="list-style-type: none"> • Mental attention • Calculations • Counting <p><u>Talk and Encourage the children to do the following:</u></p> <ul style="list-style-type: none"> • Rules and regulations • Running and sprints • Catching and throwing 	<p>https://www.youtube.com/watch?v=lxVn_CL_Atg</p> <p>www.pecentral.org</p> <p>https://www.youtube.com/watch?v=CJcNGLh1mYw</p> <p>www.pecentral.org</p> <p>https://www.youtube.com/watch?v=uZajX-K_cmU https://www.youtube.com/watch?v=bJ1vEQKX-hE</p>
Music Year01 (Kiko)	<p>Improving children's confidence and musicality through singing actions songs.</p> <p>Familiarizing with sounds of different instruments</p> <p>Differentiating Fast and Slow, Loud and Soft</p>	<ul style="list-style-type: none"> • Encourage the child sing action songs at home. • Ask the child to perform the songs we learned in school. • Help the child choose which other songs they know aside from the songs taught in school and let them invent their own singing actions. • Let the children listen to different instruments, especially piano, violin, flute, and guitar 	<p>https://www.youtube.com/watch?v=di8Fq2zzaWU https://youtu.be/DUfDWDsVx_Y</p>

Music Year01 Joyson	<p>Learning musical notes, only recite DO, RE, MI, FA, SO, LA, TI, DO.</p> <p>Improving children's confidence and musicality through singing actions songs.</p>	<ul style="list-style-type: none"> Let the children sing action songs at home. Ask the child to perform the songs we learned in school. 	<ol style="list-style-type: none"> Recite musical notes (22) Do Re Me - Sight Reading for Young Beginners - YouTube Action song (10) Gasca Zurli - A ram sam sam #zurli #cantecepentru copii - YouTube Happiness is Something If You Give it Away with Lyrics ☺ Children Love to Sing - YouTube
Music Year01 (Sunil)	<p>Read and play Musical notes with the help some words (Bee, Glow- worm, Butterfly and caterpillar)</p>	<ul style="list-style-type: none"> Let the Children play the rhythm with the help of words by clapping (Bee, Glow- worm, Butterfly and caterpillar) Ask the child how to play Music with the help of (Bee, Glow- worm, Butterfly and caterpillar) by clapping 	
ICT	<p>To format the text using font size, colour and style.</p> <p>To identify the tools in the word document.</p>	<p>Explore and Research about the different styles of font.</p> <p>ENCOURAGE your child to write a few sentences about their favourite story using font size - 14.</p> <p>ENCOURAGE your child to use different borders and colour combinations for their word document.</p> <p>Explore and Research about the child friendly clipart that can be added in the word document.</p>	<p>https://www.youtube.com/watch?v=UXsomnDkntI</p> <p>https://youtu.be/4D8DcstpGEg</p>