
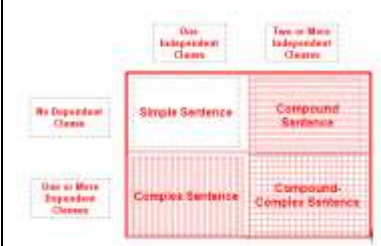




# The Winchester School

## Year 4 Family Learning Newsletter April 2023



Area of learning	Focus	Home activities/How can you help your child at home	Useful website
Literacy	<p><b>Novel:</b>  <b>The Owl Who Was Afraid of the Dark.</b>  <b>Charlie and The Chocolate Factory</b></p> <p><b>Spelling:</b></p> <ul style="list-style-type: none"> <li>To read and spell words using phonic / spelling knowledge.</li> <li>To spell regular verb endings.</li> <li>To distinguish between spelling and meanings of common homophones.</li> </ul> <p><a href="#">Some commonly confused Homophones</a></p> <p><b>Grammar:</b>  Exploring Determiners  Revisiting Types of Pronouns  Exploring Simple, Compound and Complex Sentences</p> <p><b>Punctuation:</b></p> <ul style="list-style-type: none"> <li>To use basic punctuations to mark grammatical boundaries like commas and quotation marks.</li> </ul>	<p>Share ideas on how can we work effectively as a part of the group?</p> <p>Practice spellings regularly by LOOK, SAY, COVER, WRITE and CHECK strategy.</p> <p>You can use graphics and contextual knowledge to develop the spelling abilities of your child. For e.g. - Ask them to label all their personal belongings at home.</p> <p>Ask them to give you at least two new words everyday which they come across while in school or travelling in a bus.</p> <p><b>Determiners</b> are a type of word that comes before a noun to introduce it and provide additional information about the quantity and proximity of the noun. Please follow the link to understand the same. <b>Pronouns</b> are words that can be used in a sentence to replace a noun or noun phrase. There are different <i>types of pronouns</i>: personal, possessive and relative.</p> <p>A great writer uses <b>different types of sentences</b> to keep the reader interested, change the pace and tone of their writing. Sentences can be spilt into three types - simple, compound and complex.</p> <p>For example: When you read a story, the writer will have used different types of sentences to keep your interest. The type of sentence used can affect the pace and mood of the story.</p> <p>Discuss the importance of using Punctuation marks and how it can be used in different ways. For example, Comma can separate a list of actions E.g.: "He hit the ball, dropped the bat, and ran to first base." Encourage them to make a sentence using the words from spelling list using suitable punctuation marks.</p> <p><b>Encourage your child to read Fiction.</b></p>	<p><a href="#">Homophone Games</a></p> <p><a href="#">Determiners</a></p> <p><a href="#">Types of Determiners</a></p> <p><a href="#">Types of pronouns</a></p>   <p><a href="#">Punctuations Games 1</a></p> <p><a href="https://youtu.be/rngperr-a_4">https://youtu.be/rngperr-a_4</a></p>



# The Winchester School

## Year 4 Family Learning Newsletter April 2023



### TEXT LEVEL:

**Pupil Bool 4: Comprehension:**  
**Unit 15 page 52-54**

Students to read and infer from the texts mentioned.

**Novel:** The Owl Who Was Afraid of The Dark/ Charlie and The Chocolate Factory: Learning Objective

- To read and understand the Novel from the author's point of view.
- To identify the purpose of the text.
- To make predictions about the next part of the story.
- To talk about what the character is feeling from the writer's choice of words.
- To respond to the text.

**Link to Moral Education: Character And Morality- Consideration For Other's Feelings and Co-operation.**

**Story Telling:** Become a story teller and ask questions related to characters, their feelings, different settings and the plot of the story.

Discuss the use of language by the author and check children's understanding of the language.

Ask questions with reference to the text.

Encourage them to suggest ideas for creating their own version of adventure stories

### Practice Writing: Writing Topics:

#### Character Analysis:

<https://www.gladehill.nottingham.sch.uk/english-1/>

**Writing a Magazine Report/ Nocturnal Animals/ Novel based**

**Dialogue Writing;** Explore the Direct Speeches used in the novel

<https://www.bbc.co.uk/bitesize/topics/z2yycdm/articles/z2gk9qt>

**Explore** the following questions with your children:

How can we show thoughtfulness and consideration towards others?

How might our actions affect those around us?

Discuss: How do you feel when you are kind to someone?

How do you feel when someone is unkind to you?

Recount any such event or time of your life where you have done an act of kindness. Share how you felt.

**Dialogue**  
Conversation Between Characters

1. Put quotation marks around the words that a character says.
2. Capitalize the first word of what the person says.
3. Place ending punctuation inside the quotation marks.
4. Each time a person speaks, begin a new paragraph.

Sally said, "It's a beautiful day."

Split quote - 1st part	Tag	Split quote - 2nd part
Use quotation marks around what is said	use a comma after the tag	Use quotation marks around what is said
Capitalize the first letter of the quote		Do Not capitalize the first letter
Put a comma at the end inside the quotation marks	Tag = identity of speaker (Sam said)	Put ending punctuation inside quotation marks.

"It's so beautiful," said Sally, "maybe I will walk."

**Newspaper Reports**

**HEADLINE**

Remember to write and put into my Alpha Book, write, copy, reproduce, Shafiq.

The main body should contain facts and not your own opinions. Information given should be interesting and...

Use adjectives to describe things to make it exciting if you want.

An interesting paragraph. This should really draw up what the story is about. Think about what I said!


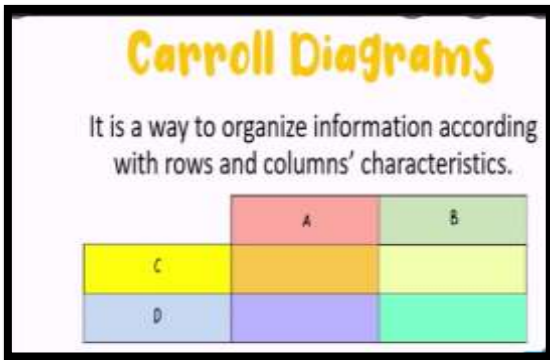

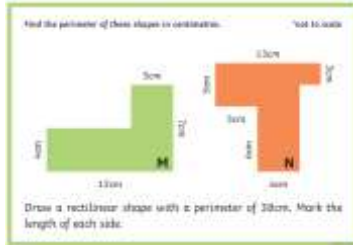
Have quotes and names of the people to make your story realistic. Use speech marks!



# The Winchester School

## Year 4 Family Learning Newsletter April 2023

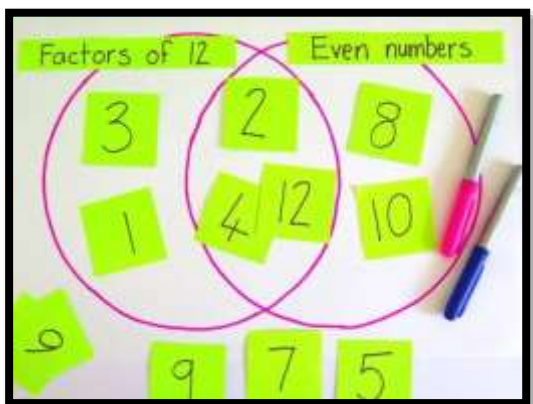
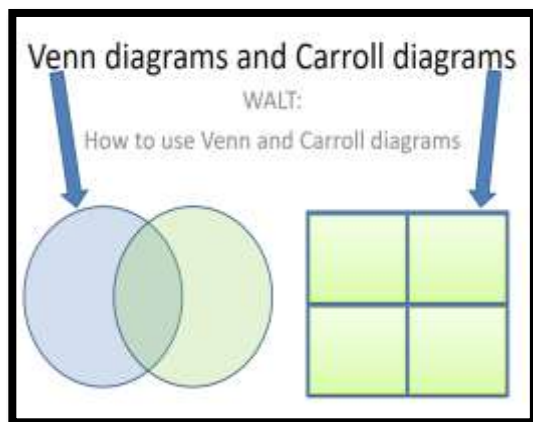


Area of learning	Focus	Home activities/How can you help your child at home	Useful website
Numeracy	<p>To calculate the perimeter a solve problems in real life context.</p> <p>To</p>  <p>interpret and present data using Venn diagram.</p> <p>To collect, organize and interpret selected information in Carroll diagrams</p>  	<p>Talk-What is Perimeter</p> <p>The perimeter of a shape is the total measurement of all the edges of a shape e.g : a triangle has three edges, so its perimeter is the total of those three edges added together.</p> <p>The perimeter of a square is easy to calculate if one side is given, as all sides are the same length; the perimeter by adding the length and width together and doubling it of a square with side length 5cm is 20 cm, because <math>5 \times 4 = 20</math>. The perimeter of a rectangle can be calculated</p> <p><b>Challenge</b></p>  <p><b>Carroll Diagram</b></p> <p><b>Talk</b> to your child as how we can sort numbers by looking at patterns within numbers when learning their times tables or learning Prime numbers.</p> <p><b>Encourage</b> children to sort data methodically, but also provide good revision for properties of shapes and number facts.</p> <p><b>Venn Diagrams</b></p> <p><b>Talk</b> to your child that typical Venn diagram is a way of grouping different parts of data known as sets.</p> <p><b>Use two hula hoops</b> to make a Venn diagram on the floor or on a large table. Give students a group of</p>	<p><a href="#">Perimeter</a></p> <p><a href="#">Perimeter Games</a></p> <p><a href="#">Carroll diagrams</a></p> <p><a href="#">Games</a></p> <p><a href="#">Venn Diagram Games</a></p>



# The Winchester School

## Year 4 Family Learning Newsletter April 2023



objects and ask them to sort them into two categories, with some overlap. For students who need more support, label the circles. For students who could use more challenge, have them come up with the categories.

Challenge: -Out of forty students, 14 are taking English Composition and 29 are taking Chemistry. If five students are in both classes, how many students are in neither class?

How many are in either class?

What is the probability that a randomly-chosen student from this group is taking only the Chemistry class?

[Venn Diagram](#)





# The Winchester School

## Year 4 Family Learning Newsletter April 2023



Area of Learning	Focus	Home activities/How can you help your child at home	Useful Websites and Vocabulary
Science	<p>Sound</p> <p>To recognize that the sound is produced by vibration of materials and can travel through solids, liquids and gases.</p> <p>To identify and recognize the change in pitch and loudness of sound</p>	<p><b>Talk</b> about the important <b>role</b> the ear plays in receiving sound. Tell them about Sound waves, the way they travel, the mediums they can travel through and the speed at which they travel.</p> <p><b>Share</b> Discuss a few factors that affect hearing, such as, glue ear – a common childhood complaint, wax in ear canal, constant exposure to loud sound. Information on how the sound waves travel through the various mediums (solid, liquid and gases).</p> <p><b>Encourage</b> them to read and find information on the way the sound reaches the inner ear and how can it be heard by humans. Also encourage them to question if sound can travel through space, various professions related to the topic, new inventions made in those fields.</p> <p><b>Talk</b> about the various kinds of musical instruments (wind, percussion, string).</p> <p><b>Share</b> information on how sound is produced in each kind of musical instrument.</p> <p><b>Encourage</b> them to make their own musical instruments that can be used for an investigation to find out how difference in sounds (pitch and loudness) can be produced.</p>	<p><b>Exploring the EAR:</b> <a href="https://www.youtube.com/watch?app=desktop&amp;v=HMXoHKwWmU8">https://www.youtube.com/watch?app=desktop&amp;v=HMXoHKwWmU8</a></p> <p><b>Health and safety - Ear:</b> <a href="https://kidshealth.org/en/kids/ears.html">https://kidshealth.org/en/kids/ears.html</a></p> <p><b>What is sound?</b> <a href="https://www.youtube.com/watch?v=gDGyvGPZ1G0">https://www.youtube.com/watch?v=gDGyvGPZ1G0</a></p> <p><b>Properties of sound waves</b> <a href="https://www.youtube.com/watch?v=wEL87lznGrg&amp;t=118s">https://www.youtube.com/watch?v=wEL87lznGrg&amp;t=118s</a></p> <p><b>Ideas for musical instruments:</b> <a href="https://tinybeans.com/homemade-instruments/slide/3">https://tinybeans.com/homemade-instruments/slide/3</a></p> <p><b>Sound:</b> <a href="https://animals.howstuffworks.com/mammals/bat2.htm">https://animals.howstuffworks.com/mammals/bat2.htm</a></p>







# The Winchester School

## Year 4 Family Learning Newsletter April 2023



### The Winchester School

Area of Learning	Focus	Home activities/How can you help your child at home	Useful Websites and Vocabulary
<b>History</b> <b>Hadrian's Wall</b>	To explore Hadrian's wall.  <b>Key Vocabulary:</b> Hadrian, turret, milecastles, fort, Picts	<p><b>Talk</b> to you child about Emperor Hadrian.</p> <p><b>Share</b> with your child information on how and why Emperor Hadrian built a wall.</p> <p><b>Encourage</b> your child to look at the features of the wall, such a milecastles, turrets and forts and how food was obtained and stored.</p> 	<p><a href="https://www.youtube.com/watch?v=pmmfS4Z4Jig">https://www.youtube.com/watch?v=pmmfS4Z4Jig</a></p> <p><a href="https://kids.britannica.com/kids/article/Hadrians-Wall/603149">https://kids.britannica.com/kids/article/Hadrians-Wall/603149</a></p> 
<b>UAE Social Studies</b>	<b>1. Different kinds of maps</b>	<p><b>Talk</b> with your child about the importance of maps. Are they still required today? Why?</p> <p><b>Encourage</b> your child to create a map of their home.</p> <p><b>Share</b> with your child the different kinds of maps in an atlas and the different kinds of information you can learn from them.</p>	<p><a href="https://www.youtube.com/watch?v=oBzRq04rliY">https://www.youtube.com/watch?v=oBzRq04rliY</a></p> <p><a href="https://www.youtube.com/watch?v=BCZs2ZtkZUs">https://www.youtube.com/watch?v=BCZs2ZtkZUs</a></p> <p><a href="https://www.youtube.com/watch?v=RScOlVSH0Kc">https://www.youtube.com/watch?v=RScOlVSH0Kc</a></p> <p><b>Vocabulary:</b> legend, political map, population density, rainfall</p>



# The Winchester School

## Year 4 Family Learning Newsletter April 2023



	<b>2. Invention of Writing</b>	<b>Share</b> with your child the origins of writing and the impact writing had on people in history.	<a href="https://www.youtube.com/watch?v=yPrcfawo9UM">https://www.youtube.com/watch?v=yPrcfawo9UM</a>  <a href="https://www.youtube.com/watch?v=HbZ2asfyHcA">https://www.youtube.com/watch?v=HbZ2asfyHcA</a>  <b>Vocabulary:</b> Tokens, cuneiform, hieroglyphics, printing machines, language.
	<b>3. Number systems</b>	<b>Encourage</b> your child to research the evolution of number systems and the importance of numbers in modern life.	<a href="https://www.youtube.com/watch?v=wz_GGGghs0w">https://www.youtube.com/watch?v=wz_GGGghs0w</a>  <b>Vocabulary:</b> Number, symbol, numeral
<b>ICT</b>  Excel- Data Handling	To enter and format data in the datasheet, sort and filter the data and apply formulae to the data.	Good Organizational skill, critical thinking. Encourage your child to explore about different types of data available, the ways data can be sorted and filtered. Guide your child to format the data sheet and to apply formulae to the data stored.	<a href="https://support.microsoft.com/en-us/office/excel-video-training-9bc05390-e94c-46af-a5b3-d7c22f6990bb">https://support.microsoft.com/en-us/office/excel-video-training-9bc05390-e94c-46af-a5b3-d7c22f6990bb</a>  <a href="https://www.w3schools.com/EXCEL/index.php">https://www.w3schools.com/EXCEL/index.php</a>
<b>Moral Education</b>	Understanding UAE culture	<b>Talk</b> with your child about culture.  <b>Share</b> with your child how culture reflects in traditional food and languages.	<a href="https://usa.kaspersky.com/resource-center/preemptive-safety/top-10-internet-safety-rules-and-what-not-to-do-online">https://usa.kaspersky.com/resource-center/preemptive-safety/top-10-internet-safety-rules-and-what-not-to-do-online</a>



# The Winchester School

## Year 4 Family Learning Newsletter April 2023



Area of learning	Focus	Home activities/How can you help your child at home	Useful websites
<b>Music Year 4 (Mr. Kiko)</b>	Improving children's confidence and musicality through singing actions songs and chanting rhymes. Improving on listening skills and recalling. Playing with a recorder Reading Notes	Encourage the child sing action songs at home. Ask the child to perform the songs we learned in school. Help the child choose which other songs they know aside from the songs taught in school and let them invent their own singing actions. Encourage your child to practice recorder at home	<a href="https://www.timeout.com/new-york-kids/music/best-kids-songs">https://www.timeout.com/new-york-kids/music/best-kids-songs</a> <a href="https://www.youtube.com/watch?v=EXyS9qVrVQ4">https://www.youtube.com/watch?v=EXyS9qVrVQ4</a>
<b>Music Year 4 (Mr. Sunil)</b>	Learning how to play the song "Happy birthday" on recorder	Let the child practice at home, even though there will be squeaking. Be an audience. But better also check if the child is holding the recorder properly.	1. Identify the notes in the recorder with the backing track <a href="#">B.A.G. Medley - RECORDER - YouTube</a>
<b>Music Year 4 (Mr. Joyson)</b>	Learning how to play the recorder using notes G A B	Let the child practice at home, even though there will be squeaking.	2. <a href="#">(22) VMM Recorder Song 3: Au Clair de la Lune - YouTube</a>









# The Winchester School

## Year 4 Family Learning Newsletter April 2023



Area of learning	Focus	Home activities/How can you help your child at home	Useful websites
<b>Physical Education</b> <b>WEEK 1 &amp; Activity -1</b>	<b><u>Basketball/Dribbling:</u></b> <p>Students will be learning to develop the range and consistency of dribbling through the obstacles.</p> 	<p><b>Talk and Encourage the children to do the following:</b></p>  <p>Encouraging Children to take part in Basketball Games,  Dribble the ball hard. ...  Head up at all times. ...  Use your finger tips to control the ball, not your palm these key points will help the child to become master in the skill to develop his/her Game.</p>	<p><b><u>Useful sites:</u></b></p> <p><a href="https://www.youtube.com/watch?v=mHpH9BBS4j4">https://www.youtube.com/watch?v=mHpH9BBS4j4</a>  <a href="https://www.youtube.com/watch?v=MRrNi7uHmaY">https://www.youtube.com/watch?v=MRrNi7uHmaY</a>  <a href="https://www.youtube.com/watch?v=BnvGa0l8bMc">https://www.youtube.com/watch?v=BnvGa0l8bMc</a></p> 
<b>WEEK 2 &amp; Activity 2</b>	<b><u>Basketball/Passing &amp; Receiving:</u></b> <p>Students will be able to learn to develop the range and consistency of passing and receiving the ball accurately.</p>	 <p>Talk and Encourage the children to do the following: Children to take part in Basketball Games, practicing below drills will become master in that game skill</p> <ul style="list-style-type: none"> <li>• Bounce pass</li> <li>• Chest pass</li> <li>• Overhead pass</li> <li>• One-hand push pass</li> <li>• Baseball pass</li> </ul>	<p><b><u>Useful sites:</u></b></p> <p><a href="https://www.youtube.com/watch?v=OMewlZMmRCI">https://www.youtube.com/watch?v=OMewlZMmRCI</a>  <a href="https://www.youtube.com/watch?v=m2sl6P7UQFw">https://www.youtube.com/watch?v=m2sl6P7UQFw</a>  <a href="https://www.youtube.com/watch?v=NryYEOkWSgU">https://www.youtube.com/watch?v=NryYEOkWSgU</a></p>



# The Winchester School

## Year 4 Family Learning Newsletter April 2023



Talk and Encourage the children to do the following:



**Encouraging** Children to take part in Basketball Games, practicing more time with Team mates/pairs will improve the give-and-go, a basic offensive play can be a straight pass, a bounce pass, or a lob pass as the situation.

Talk and Encourage the children to do the following:



Encouraging Children to take part in Basketball Games, while practicing Layup shot, below are the key points to remember

- Eyes up
- Outside long foot step
- High inside foot step
- Protect the ball & follow through
- Practice

### **Basketball/Passing (Give and Go):**

Students will be able to learn to develop the range and consistency of passing accurately while moving.

### **Basketball/Lay-up shot:**

Students will learn to develop the range and consistency of layup shot.

Useful sites:

<https://www.youtube.com/watch?v=MQJErnxF4ng>  
[https://www.youtube.com/watch?v=O\\_Z4gkyPNG0](https://www.youtube.com/watch?v=O_Z4gkyPNG0)  
[https://www.youtube.com/watch?v=MvGx3d\\_f7Bs](https://www.youtube.com/watch?v=MvGx3d_f7Bs)

Useful sites:

<https://www.youtube.com/watch?v=BwR1DPCVsP8>  
[https://www.youtube.com/watch?v=q4lqeXob\\_qg](https://www.youtube.com/watch?v=q4lqeXob_qg)  
<https://www.youtube.com/watch?v=Wp3nQOG4D4o>



# The Winchester School

## Year 4 Family Learning Newsletter April 2023



Area of learning	Focus	Home activities/How can you help your child at home	Useful website
Arabic for Arabs	<p><b>أمير الأطباء</b></p> <p>أن يقرأ التلميذ النص قراءة سليمة .</p> <p>أن يحدد التلميذ الفكرة الرئيسة والأفكار الفرعية في النص.</p> <p>أن يميز التلميذ الحوار الداخلي والحوار الخارجي بالقصة .</p> <p>أن يصيغ التلميذ نهاية جديدة للقصة .</p> <p><b>الجملة الفعلية</b></p> <p>أن يميز التلميذ بين الجملة الاسمية والفعلية .</p> <p>أن يحدد التلميذ أركان الجملة الفعلية .</p> <p>أن يوظف التلميذ الجملة الفعلية في كتابته .</p> <p><b>الألف اللينة في نهاية الأسماء</b></p> <p>أن يميز التلميذ الألف اللينة في نهاية الأسماء.</p> <p>أن يصيغ التلميذ فقرة مستخدماً الألف اللينة .</p>	<p>مساعدته في جمع شواهد عن الجملة الفعلية .</p> <p>استخدام بعض الألعاب التعليمية للمساعدة على فهم الجملة الفعلية .</p> <p>مساعدته في البحث عن بعض الجمل الفعلية .</p> <p>مساعدته في التمييز بين النصوص الأدبية .</p> <p>يمكن لولي الأمر الدخول من خلال الرابط المرفق لموقع قناة اللغة العربية والتربية الإسلامية الخاص بمدرسة ونشستر ومتابعة التسجيلات الخاصة بالدروس ومشاركتها مع التلميذ وتدوين ما تعلمه في دفتره المدرسي.</p>	<p><a href="#">منصة عصافير للقراءة</a></p> <p><a href="#">قناة اللغة العربية والتربية الإسلامية بمدرسة ونشستر</a></p>
Arabic for Non Arabs	<p><b>Clothes</b></p> <p>To compare between the different clothes.</p> <p>To create a paragraph about the weather case in the four seasons.</p> <p>To express the opinion in the clothes in different countries.</p> <p>To create tweets, signs, and advertisement about clothes.</p>	<p>In every lesson, we provide the students with new words with their meanings to help your child memorize and use in sentences of his/her own.</p> <p>Ask your child to speak about his favourite clothes.</p> <p>Go through the links on the Arabic YouTube channel so that you can help your child learn more at home about the topic.</p>	<p><a href="#">Asafeer reading platform</a></p> <p><a href="#">Arabic and Islamic YouTube Channel</a></p>



# The Winchester School

## Year 4 Family Learning Newsletter April 2023



<p><b>Islamic for Arabs</b></p>	<p><b>سورة الانشقاق</b></p> <p>أن يوضح الطالب المعنى الإجمالي للسورة. أن يلتزم الطالب آداب التلاوة. أن يعدد الطالب أحداث يوم القيامة</p> <p><b>الرفق</b></p> <p>أن يوضح الطالب صور الرفق. أن يدلل الطالب على فضل الرفق.</p> <p><b>صبياني لربي</b></p> <p>أن يدلل الطالب على فضل الصوم. أن يعدد الطالب آداب الصوم.</p>	<p><b>يساعد ولي الأمر التلميذ في</b></p> <p>حفظ السورة من خلال المصحف المعلم. تشجيع الطالب على الرفق مع الكائنات. توضيح فضل الصوم وآدابه. يمكن لولي الأمر الدخول من خلال الرابط المرفق لموقع قناة اللغة العربية والتربية الإسلامية الخاص بمدرسة ونشستر ومتابعة التسجيلات الخاصة بالدروس ومشاركتها مع التلميذ وتدوين ما تعلمه في دفتره المدرسي.</p>	<p><a href="#">قناة اللغة العربية والتربية الإسلامية بمدرسة ونشستر</a></p>
<p><b>Islamic For Non Arabs</b></p>	<p><b>Surat-Al-Inshiqaq ( 1-15)</b></p> <p>To recite the verses (1-15) correctly. To explain the vocabulary of the verses. To compare between the reward of obedient and the disobedient on the day of judgement.</p> <p><b>Praising Allah (S-W-T) for His blessings.</b></p> <p>To explain the importance praising Allah (S-W-T). To explain the general meaning of the Hadith. To conclude the reward of the thankful.</p> <p><b>My Fasting is for the sake of my lord.</b></p> <p>To explain the importance of Ramadan month for Muslims. To clarify the provisions of fasting. To conclude the benefits of fasting.</p>	<p>Recite with your child the verses correctly and properly using the given link. Share with your child the general meaning of the verses. Talk with your child about the importance praising Allah (S-W-T). Share with your child the general meaning of the Hadith. Talk with your child about the ethics to be observe in Ramadan month. Encourage your child to color monthly prayer chart and answers in book ISLAM MY WAY OF LIVING as Encourage your child to apply obligatory element of Salah. Go through the links on the Arabic YouTube channel so that you can help your child learn more at home about the topic.</p>	<p><a href="#">Arabic and Islamic YouTube Channel</a></p>