





The Winchester School

Family Learning Newsletter- Year 2- December 2023



Area of learning	Focus	Home activities/How can you help your child at home.	Useful websites
Literacy	<p>Spelling To revisit the spelling rules learnt so far.</p> <p>Punctuation To identify the missing punctuation marks in a sentence.</p> <p>Grammar To rearrange the words and make meaningful sentences.</p> <p>Comprehension To infer and explain the meaning of the text. To read the text, analyze the questions and respond to the given questions.</p>	<p>Encourage your child to spell some of them without looking at the word.</p> <p>Encourage your child to use a variety of punctuation marks to change the effect of the sentence. (exclamation mark, question mark)</p> <p>Write a sentence on a strip of paper. Cut it up in different parts. Mix up the sentence. Encourage your child to rearrange the jumbled words to form a sentence. Talk to your child about the use of punctuation marks in the sentence. Now ask your child to include punctuation marks to their sentence.</p> <p>Encourage your child to construct a comprehension cootie catcher that will include questions about the characters, setting and the plot in the story. Talk about which part of the story is your child's favourite and discuss the reasons for their choice. Share different ideas or ways in which the story ending can be twisted to make it more engaging for the reader.</p>	<p>Phonics</p> <p>Punctuation Punctuation games</p>  <p>Sentence Builders</p>  <p>Comprehension activities Reading Comprehension</p>

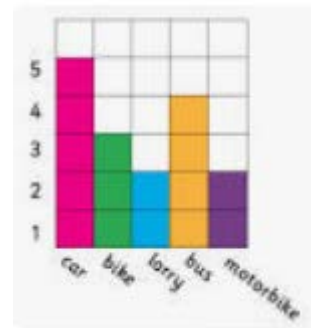


Numeracy

Ask and answer simple questions by counting the number of objects in each category and Interpret and construct block diagrams and simple tables. sorting the categories by quantity.

Ask and answer questions about totalling and comparing categorical data.

Talk to your child about different ways of presenting data. (Tables, block graphs etc)



Encourage your child to create a table and record the number of cars in the parking area.

You can also ask your child to record:

- types or colours of clothes in a wardrobe
- colours of front doors
- coins in a purse

Type	Count
Compact	7
Sedan	4
SUV	12
Van	9
Truck	3
Other	1

QUESTIONS TO ASK

How do you make a tally mark?

Why is a pictogram called so?

What happens when there are already four tally marks, and you want to add a fifth tally mark to that group?

Encourage your child to create questions based on the data collected and challenge his/her siblings to answer them using vocabulary like How many more? How many less? Total, difference, least, most etc.,

How many more spoons than forks/knives/ are in our kitchen?

What coins are the most in number?

[Statistics Wk Sheet](#)

[Data Handling practise sheet](#)


[Bar Graph](#)

[Interpreting data](#)



The Winchester School

Family Learning Newsletter- Year 2- December 2023





Challenge

Create a poster on **Maths About Me**. Include information like your age, your birth date. Number of toys that you have, Number of teeth you have so far, length of your foot in centimeters, Your height in centimeters etc., and represent this information as number sentences of addition and subtraction e.g.; height is 56 cm so $50 + 6 = 56$ cm, or $78 - 22 = 56$ cm

PBL Activity

Maths About Me

MATH ABOUT ME	
I am _____ years old ____ + ____ = ____ ____ + ____ = ____ ____ + ____ = ____	I was born on _____ 
I have _____ pets. 	There are _____ people in my family. ____ boys ____ girls ____ + ____ = ____

Queen Esmerelda's coins

Queen Esmerelda had 20 gold coins.
She put them in four piles.





- ◆ The first pile had four more coins than the second.
- ◆ The second pile had one less coin than the third.
- ◆ The fourth pile had twice as many coins as the second.



The Winchester School

Family Learning Newsletter- Year 2- December 2023



Science	<p>To describe how different habitats provide for the basic needs of different kinds of animals and plants, and how they depend on one another.</p>	<p>Talk to your child about the different places where they see animals and plants living. How do plants and animals survive in any habitat (place).</p> <p>Share with your child pictures of different habitats or ask them to use the internet to find out more about different habitats. (Give clues – vegetation – types of trees, animals, climate etc.)</p> <p>Think Ask children to think of any other ways in which animals might be dependent on plants?</p> <p>Encourage children to write down all their findings and make a booklet on habitats.</p> <p>Share with children's examples of plants and birds co-habiting. E.g. Birds nesting in trees or bushes, squirrels living in trees, owls nesting in holes in trees, butterflies laying their eggs on plants etc. Plants can provide shade and/ or protection from heavy rain as well as shelter from animals.</p>	<p>Interdependency between plants and animals</p> 
Arabic for Arabs	<p>استكمال قصة بيت وسط العاصفة</p> <p>أن يحدد التلاميذ اللام الشمسية والقمرية.</p> <p>أن يوظف التلاميذ اللام الشمسية والقمرية.</p> <p>أن يستخرج التلاميذ الأسماء والأفعال والحروف من فقرة.</p> <p>أن يكتب التلاميذ جملاً مستخدمين الفعل المضارع والماضي.</p>	<p>الدعم المقدم من ولي الأمر</p> <p>تقديم الفيديوهات لمساعدة التلميذ على فهم اللام الشمسية والقمرية .</p> <p>تصميم خرائط ذهنية لكلمات تحوي اللام الشمسية والقمرية</p> <p>مساعدة التلميذ على فتح برنامج كتي .</p> <p>مساعدة التلميذ في كتابة الإملاء والتدرب عليها .</p> <p>يمكن لولي الأمر الدخول من خلال الرابط المرفق لموقع قناة اللغة العربية</p> <p>والترية الإسلامية الخاص بمدرسة وينشستر ومتابعة التسجيلات الخاصة</p> <p>بالدروس ومشاركتها مع التلميذ وتدوين ما تعلمه في دفتره المدرسي.</p>	<p>قناة اللغة العربية والتربية الإسلامية بمدرسة ونشستر</p>



The Winchester School

Family Learning Newsletter- Year 2- December 2023





Arabic for Non-Arabs	<p>My school</p> <p>To use the new words in sentence. To describe the school using adjectives. To conjugate the new verbs with the pronouns in sentences. To create a simple paragraph about the school.</p>	<p>In every lesson, we provide the students with new words with their meanings to help your child memorize and use in sentences of his/her own.</p> <p>Ask your child to speak about the school. Ask your child to describe the school.</p> <p>Go through the links on the Arabic YouTube Channel so that you can help your child learn more at home about the topic.</p>	<p>Arabic and Islamic YouTube Channel</p>
Islamic for Arabs	<p>اللطف الخبير أن يحلل التلميذ مظاهر قدرة الله أن يعدد التلميذ أسماء بعض مخلوقات الله</p>	<p>يساعد ولي الأمر التلميذ من خلال: مساعدته في تحديد الأعمال المناسبة له . تصميم بطاقات لبعض مخلوقات الله. جمع صور لبعض مخلوقات الله والحديث عنها يمكن لولي الأمر الدخول من خلال الرابط المرفق لموقع قناة اللغة العربية والتربية الإسلامية الخاص بمدرسة ونشستر ومتابعة التسجيلات الخاصة بالدروس ومشاركتها مع التلميذ وتدوين ما تعلمه في دفتره المدرسي.</p>	<p>قناة اللغة العربية والتربية الإسلامية بمدرسة ونشستر</p>
Islamic for non-Arabs	<p>Lesson: the prophet loves work</p> <p>To explain the value of work in Islam</p> <p>To infer some aspects of the love of our Prophet, PBUH to work.</p>	<p>Talk to your child about some aspects that show Prophet Muhammad's love to work. Encourage your child to look for the rewards of those who do their work sincerely and honestly. Encourage your child to color monthly prayer chart and answers in book ISLAM MY WAY OF LIVING as Encourage your child to apply obligatory element of Salah. Go through the links on the Arabic and Islamic YouTube channel so that you can help your child learn more at home about the topic</p>	<p>Arabic and Islamic YouTube Channel</p>
Humanities	<p><u>Welcome to the UK</u></p> <p><u>Key Vocabulary</u></p>	<p>Talk to your child about the four countries, capital cities and surrounding seas of the UK and locate them on the map of the United Kingdom.</p>	<p>https://nearpod.com/t/social-studies/2nd/learning-directions-town-map-L39188384</p>



The Winchester School

Family Learning Newsletter- Year 2- December 2023



Geography	<p>The UK, United Kingdom, England, Scotland, Wales, Northern Ireland, Europe, seas, oceans, country, continent, capital city, map, equator.</p>	<p>Share with your child the human features and the physical features of the UK.</p> <p>Encourage your child to use world maps, atlases and globes to identify the UK and its countries.</p>	
UAE Social Studies	<p><u>UAE Heritage and Traditions</u></p> <p><u>Key vocabulary:</u> Tradition, heritage, heritage village and Emirati</p>	<p>Talk to your child about the heritage and traditions of the UAE.</p> <p>Share with your child what a tradition is and how it is related to culture.</p> <p>Encourage your child to draw a tradition they choose, print out images, create a model of a heritage village or act out a tradition.</p>	<p>https://www.youtube.com/watch?v=ZAXLaFGCVh8</p> <p>https://www.youtube.com/watch?v=7HSinHni_Ic</p> 
Activity -1	Fun Activities	<p>Talk and encourage the children to do the following:</p> <p><u>Proper warm up</u> The students will do the proper warm up and will practice the skills with basic rules.</p>	<p>https://www.youtube.com/watch?v=AtKtUKbrnkw</p> <p>https://www.youtube.com/watch?v=LynoDOTBw-Q</p>



The Winchester School

Family Learning Newsletter- Year 2- December 2023




		<p>Follow the links for the skills and rules.</p> <p><u>Cooldown</u> After the game students will do proper cooldown activity.</p>	https://www.youtube.com/watch?v=oQmDk8Z2IMs
Music (Joyson)	Improving a child's confidence and musicality through singing actions songs and singing with the appropriate tune.	<p>Let the children sing action songs at home. Ask the child to perform the songs we learned in school. Help the child choose which other songs they know aside from the songs taught in school and let them invent their own singing actions.</p>	Jungle Boogie Dance Dance Along I Am The Music Man – The Tofa Tafa Song The BEST Action Song for Children Little Action Kids - YouTube
Music (Sunil)	Read and play Musical notes with the help some words (Sight reading and rhythm making revision)	<p>Let the Children play the rhythm with the help of words by clapping. (Bee, Glow- worm, Butterfly, and caterpillar)</p> <p>Ask the child how to play Music with the help of (Bee, Glow- worm, Butterfly, and caterpillar) by clapping</p>	
Music (Kiko)	Improving children's confidence and musicality through singing actions songs and chanting rhymes Familiarizing with sounds of different instruments	<p>Encourage the child to sing action songs at home. Ask the child to perform the songs we learned in school. Help the child choose which other songs they know aside from the songs taught in school and let them invent their own singing actions. Let the children listen to different instruments, especially piano, violin, flute,</p>	https://www.youtube.com/watch?v=di8Fq2zzaWU https://youtu.be/DUfDWDsVx_Y



The Winchester School

Family Learning Newsletter- Year 2- December 2023



		trumpet, and guitar.	
ICT Digital Literacy	<p>To demonstrate how people can connect to the Internet.</p> <p>To recognize the purpose of an online shopping website</p>	<p>Share with your child the importance of making smart, quality, and age-appropriate choices when interacting with digital content.</p> <p>Encourage your child to explore different ways to connect with the community.</p> <p>Talk about the importance of being safe online and creating a smart password.</p>	<p>Digital Citizens</p> <p>Smart Password</p> <p>https://youtu.be/X9Htg8V3eik</p>
Moral Education	<p>Topic: Fairness by sharing.</p> <ul style="list-style-type: none"> ➤ To talk about the things, one is good at and things one finds more difficult, knowing that different people have different strengths and weaknesses. ➤ To explore instances when one should try to improve to achieve fairness. 	<p>Talk to your child about fairness through Sharing.</p> <p>Share some examples where fairness can be practiced.</p> <p>Encourage your child to realize the importance of fairness through participation and reinforce the idea of sharing in all spheres of life.</p>	<p>To understand the importance of Sharing with Fairness.</p>