



The Winchester School

Family Learning Newsletter Year 3 December 2023



Area of learning	Focus	Activities	Useful Websites/Apps																																								
Literacy	<p><u>Topic identified based through Term 1 gap analysis:</u> Spellings: Spelling of irregular verbs in the past tense.</p> <p>Grammar: Gap lessons</p> <p><u>Verbs-The Simple Past Tense</u> To use sentences in the Past tense</p> <p><u>Adjectives</u> To use descriptive language</p> <p><u>Punctuation Marks</u></p>	<p>Tell your child that irregular verbs are verbs that do not follow the normal patterns for tense and past participle. While most English regular verbs use the ending “-ed” for the past tense and participle forms, irregular verbs each have their own unique tense forms and past participles.</p> <p>Encourage your child to follow a set of actions. Your child tells what an action is called in Grammar? Guide your child to build a word wall of actions in the Present and the Past tense.</p> <p>Discuss verbs that are called irregular and do not follow the set rules of verb forms. Example: awake- awoke begin-began build- built</p> <p>Speak to your child about describing words. An adjective is a word that describes a person, animal, thing or thought. An adjective includes words that describe how something looks like, feels, tastes or smells.</p> <p>Encourage your child to describe something in the room while you guess what that object is. Take turns describing objects, people or animals.</p> <p>Ask your child to read a story to you.</p>	<p>Irregular verbs</p> <p>Spelling irregular verbs Regular and irregular past tense</p> <p>Adjective games Adjective Song</p> <div data-bbox="1507 1032 1885 1328" style="border: 1px solid black; padding: 5px;"> <p style="text-align: center; color: red; font-weight: bold;">Adjectives</p> <table border="1" style="width: 100%; border-collapse: collapse;"> <thead> <tr> <th style="background-color: #d9ead3;">color</th> <th style="background-color: #d9ead3;">size</th> <th style="background-color: #d9ead3;">texture</th> <th style="background-color: #d9ead3;">shape</th> </tr> </thead> <tbody> <tr> <td style="background-color: #d9ead3;">-black</td> <td style="background-color: #d9ead3;">-small</td> <td style="background-color: #d9ead3;">-smooth</td> <td style="background-color: #d9ead3;">-square</td> </tr> <tr> <td style="background-color: #d9ead3;">-white</td> <td style="background-color: #d9ead3;">-tiny</td> <td style="background-color: #d9ead3;">-hard</td> <td style="background-color: #d9ead3;">-round</td> </tr> <tr> <td style="background-color: #d9ead3;">-pink</td> <td style="background-color: #d9ead3;">-medium</td> <td style="background-color: #d9ead3;">-fluffy</td> <td style="background-color: #d9ead3;">-oval</td> </tr> <tr> <td style="background-color: #d9ead3;">-yellow</td> <td style="background-color: #d9ead3;">-large</td> <td style="background-color: #d9ead3;">-soft</td> <td style="background-color: #d9ead3;">-curved</td> </tr> <tr> <td style="background-color: #d9ead3;">-brown</td> <td style="background-color: #d9ead3;">-huge</td> <td style="background-color: #d9ead3;">-rough</td> <td style="background-color: #d9ead3;">-straight</td> </tr> <tr> <td style="background-color: #d9ead3;">-purple</td> <td style="background-color: #d9ead3;">-gigantic</td> <td style="background-color: #d9ead3;">-sticky</td> <td style="background-color: #d9ead3;">-wide</td> </tr> <tr> <td style="background-color: #d9ead3;">-orange</td> <td style="background-color: #d9ead3;">-big</td> <td style="background-color: #d9ead3;">-bumpy</td> <td style="background-color: #d9ead3;">-narrow</td> </tr> <tr> <td style="background-color: #d9ead3;">-red</td> <td style="background-color: #d9ead3;">-short</td> <td style="background-color: #d9ead3;">-slippery</td> <td style="background-color: #d9ead3;">-crooked</td> </tr> <tr> <td style="background-color: #d9ead3;">-green</td> <td style="background-color: #d9ead3;">-tall</td> <td style="background-color: #d9ead3;">-fuzzy</td> <td style="background-color: #d9ead3;">-flat</td> </tr> </tbody> </table> </div> <p>Punctuation quiz</p>	color	size	texture	shape	-black	-small	-smooth	-square	-white	-tiny	-hard	-round	-pink	-medium	-fluffy	-oval	-yellow	-large	-soft	-curved	-brown	-huge	-rough	-straight	-purple	-gigantic	-sticky	-wide	-orange	-big	-bumpy	-narrow	-red	-short	-slippery	-crooked	-green	-tall	-fuzzy	-flat
color	size	texture	shape																																								
-black	-small	-smooth	-square																																								
-white	-tiny	-hard	-round																																								
-pink	-medium	-fluffy	-oval																																								
-yellow	-large	-soft	-curved																																								
-brown	-huge	-rough	-straight																																								
-purple	-gigantic	-sticky	-wide																																								
-orange	-big	-bumpy	-narrow																																								
-red	-short	-slippery	-crooked																																								
-green	-tall	-fuzzy	-flat																																								



The Winchester School

Family Learning Newsletter Year 3 December 2023



Full stop, Question mark, comma, exclamation mark, quotation marks and Capital letter.

Novel: The Penguin Who Wanted to Find Out.

- To analyse and evaluate the content of the book
- To write a book review for the novel.

Moral Education
Making Others Feel Good

Encourage your child to action out the punctuation marks in the story with kung Fu punctuation.

When your child completes a piece of writing, let your child circle the punctuation marks with colour.

Encourage your child to give a quick overview of the story in a few sentences.

Guide your child to think about the characters – what are they like? What do you like or dislike about them? Describe the main characters in a sentence or two for each of them.

Ask your child to express their enjoyment. What did they like and dislike about the book? Try to think of two or three examples of things that they liked and two or three examples of things they didn't like.



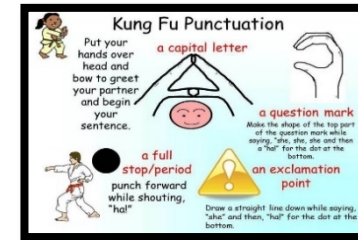
Does the plot remind your child strongly of something they have read before? How interesting did they find it?

Discuss how your child can recommend the book to other people? Think about persuasive writing that your child has done before to try and persuade the reader to read this book (or not), including reasons why.

Your child could even like to give the book a rating e.g. how many stars out of five would you give for the book?

Encourage your child to think about someone outside your family who helps you. **Tell** your child to describe who they are and what they do to help you.

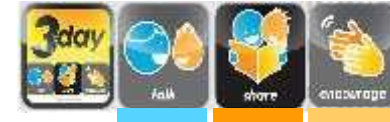
Share with your child how you can help them back.





























The Winchester School

Family Learning Newsletter Year 3 December 2023




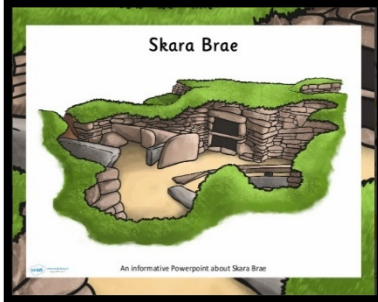



<p>Numeracy</p>	<p>Shapes To be able to identify 2D and 3D shape. Properties of Shapes</p> 	<p>Talk to your child about the different 2D and 3D shapes they see around them e.g., road sign boards, items found in the kitchen. Encourage your child to open an empty cereal box, undo all flaps, check its net and sketch it on paper. Identify the shapes you have sketched.</p>  <p>Ask your child with riddles based on shapes.</p> <table border="1" data-bbox="714 706 1134 1144"> <tr> <td></td> <td>This 3D shape is a _____. It has _____</td> </tr> <tr> <td></td> <td>This 3D shape is a _____. It has _____</td> </tr> <tr> <td></td> <td>This 3D shape is a _____. It has _____</td> </tr> <tr> <td></td> <td>This 3D shape is a _____. It has _____</td> </tr> <tr> <td></td> <td>This 3D shape is a _____. It has _____</td> </tr> </table>		This 3D shape is a _____. It has _____		This 3D shape is a _____. It has _____		This 3D shape is a _____. It has _____		This 3D shape is a _____. It has _____		This 3D shape is a _____. It has _____	<p>Shapes</p> <p>Solid Shapes</p> <p>Drag the shapes into the chart.</p> <table border="1" data-bbox="1501 397 1869 609"> <thead> <tr> <th>rectangular prisms</th> <th>cubes</th> </tr> </thead> <tbody> <tr> <td></td> <td></td> </tr> </tbody> </table>	rectangular prisms	cubes		
	This 3D shape is a _____. It has _____																
	This 3D shape is a _____. It has _____																
	This 3D shape is a _____. It has _____																
	This 3D shape is a _____. It has _____																
	This 3D shape is a _____. It has _____																
rectangular prisms	cubes																
																	
<p>Science</p>	<p>UNIT 1 - Animal Including Humans (Skeleton and Muscles)</p>	<p>Talk to child about the importance of having a skeleton system, the bones which make skeleton and their functions in our body.</p> <p>Quiz your child to test their knowledge.</p>	<p>Bones</p> <p>Skeletal system worksheet Live Worksheets</p> 														



The Winchester School

Family Learning Newsletter Year 3 December 2023



	<p>To describe the various functions of different parts of human skeletal system</p>	<p>Encourage your child to do interactive Activities: Play a game - Use a blank skeleton and make a list of the bones in the human body.</p>	
<p>Humanities History</p>	<p>The Stone Age – Skara Brae To explore the ruins of Skara Brae and its significance.</p> 	<p>Encourage your child to read about Skara Brae and how it was discovered. How did people get to know about it? What was life like during that period?</p> <p>Share with your child pictures and information about Skara Brae and its importance.</p> <p>Talk about the artefacts found in Skara Brae and how Skara Brae shows that Stone Age people were beginning to change how they lived.</p>	 <p>Skara Brae</p> <p>Skara Brae Video</p> <p>Skara Brae - Quiz</p>
<p>U.A.E. Social studies</p>	<p>Life in Coastal Cities</p> <p>To explore the importance of trade in the UAE in the past and present.</p> 	<p>Talk about the products we can buy from a mall or centre around the UAE. Where did they come from and how?</p> <p>Encourage your child to find out what merchants took from the UAE to sell in other countries and what they bought in other countries to sell in the UAE.</p> <p>Share information about trading in the UAE.</p>	<p>Life in Coastal cities worksheet Live Worksheets</p> <p>Key vocabulary: merchants, trade, dhow, products, coastal, inland.</p> 



The Winchester School



Family Learning Newsletter Year 3 December 2023

Music-Kiko	<p>Improving children's confidence and musicality through singing actions songs and chanting rhymes. Improving on listening skills and recalling.</p>	<p>Encourage the child sing action songs at home.</p> <p>Ask the child to perform the songs we learned in school.</p> <p>Help the child choose which other songs they know aside from the songs taught in school and let them invent their own singing actions.</p> <p>Encourage your child to practice recorder at home</p>	<p>https://www.timeout.com/new-york-kids/music/best-kids-songs https://www.youtube.com/watch?v=yNzwF04WCOA</p>
Music-Sunil	<p>Revision of "Mary had a little lamb" and "I love you song" Sight reading and rhythm making</p>	<p>Let the child practice at home, even though there will be squeaking. Be an audience. But better also check if the child is holding the recorder properly.</p>	
Music-Joyson	<p>Improving child's confidence and musicality through music letter names reading for beginners. We explore the music notes in a specific song "twinkle twinkle". So that they are able to play in the recorder</p>	<p>Let the child understand the music note and the finger position on the recorder. Ask the child to perform it with the beat. Below mentioned link is for the beats. 80 BPM - Simple Straight Beat - Drum Track - YouTube</p>	<p>Twinkle Twinkle Little Star (D Major) - Recorder Tutorial 🎵 EASY Song - YouTube</p>
ICT Turtle Programming	<p>To design and test programs that create shapes</p>	<p>Good critical thinking, programming and logical reasoning skills. Download MSWlogo from the link provided in the 'Useful Website' column. Encourage your child to create simple programs in Logo Programming language</p>	<p>LOGO Basics - Software Coding for Kids (softwareprogramming4kids.com)</p>



The Winchester School

Family Learning Newsletter Year 3 December 2023



			<p>Download MSWLogo - free - latest version (softonic.com)</p> <p>https://www.transum.org/software/Logo/</p> <p>Team Building Activities for Kids</p>
Moral Education	<p><u>Self-identity and working with others</u> Work confidently as a member of a team, applying communication skills and problem-solving to effectively contribute to the achievement of goals, while avoiding attitudes and behavior that are detrimental to successful teamwork</p>	<p>Talk to your child about working confidently in a team while avoiding attitudes and behaviors that affect successful work.</p> <p>Encourage your child to interact correctly with everybody around them.</p> <p>Speak to your child and engage him/her through different stories or Role play to demonstrate good behavior.</p> <p>Provide help and support to other students, using appropriate techniques in a range of straightforward scenarios presented to them, demonstrating respect for a range of views and empathy for other people's feelings.</p>	<p>A hand-drawn diagram titled "TEAM BUILDING" in a central box. Arrows point from this central box to eight surrounding circles, each containing a word: "Coaching", "Goal", "collaboration", "Support", "Motivation", "Solution", "Skill", and "Training". A hand is shown holding a black marker, pointing to the "Support" circle.</p>
Arabic for Arabs	<p>أين نجد السعادة؟*</p> <p>- أن يتعرف المفردات الجديدة في النص المعلوماتي . - أن يقرأ النص قراءة سليمة خالية من الأخطاء - أن ينشئ جملاً اسمية بسيطة (المبتدأ - الخبر) .</p>	<p>يستطيع السيد ولي الأمر أن يساعد الطالب عن طريق:</p> <p>مساعدة الطالب في تفسير معاني وكلمات نص " أين نجد السعادة؟" ووضعاها في جمل. مساعدة الطالب على استخدام الكلمات الجديدة في تعبيراته داخل المنزل. مساعدة الطالب في الربط بين خبراته ومعلوماته السابقة وبين ما يتعرفه من معلومات جديدة.</p> <p>حث الطالب على التحدث موظفا الجملة الاسمية والجملة الفعلية . مساعدة التلميذ في وصف شخصيات القصة وتحليلها .</p>	<p>قناة اللغة العربية والتربية الإسلامية بمدرسة ونشستر</p>



The Winchester School



Family Learning Newsletter Year 3 December 2023


	<p>- أن يطرح المتعلم أسئلة عن الفكرة الرئيسة والفكر الفرعية في النص مبدئيًا رأيه في المضمون.</p>	<p>يمكن لولي الأمر الدخول من خلال الرابط المرفق لموقع قناة اللغة العربية والتربية الإسلامية الخاص بمدرسة ونشستر ومتابعة التسجيلات الخاصة بالدروس ومشاركتها مع التلميذ وتدوين ما تعلمه في دفتره المدرسي.</p>	
Arabic for Non-Arabs	<p><u>THE CLOTHES SHOP</u></p> <p>To create sentences about the clothes shop. To describe clothes. To create tweets about clothes correctly. To express opinion about the clothes.</p>	<p>In every new lesson, we provide new words with meanings. Help your child to memorize them and use them in sentences on his/her own. Help your child to make links between the picture and the word. Ask your child to draw things seen at the clothes shop. Go through the links on the Arabic and Islamic YouTube channel so that you can help your child learn more at home about the topic.</p>	<p>Arabic and Islamic YouTube Channel</p> <p>https://kutubee.com/</p>
Islamic Education-Arabs	<p>سورة التين</p> <p>أن يشرح التلميذ المعنى الإجمالي للآيات الكريمة.</p> <p>أن يستنتج التلميذ نعم الله على الإنسان من خلال الآيات الكريمة.</p> <p>أن يفرق التلميذ بين الشقي والتقي يوم القيامة.</p>	<p>حث التلميذ على تعلم السورة من خلال المصحف المعلم تشجيع التلاميذ على فعل الخير الذي يقود للجنة.</p> <p>يمكن لولي الأمر الدخول من خلال الرابط المرفق لموقع قناة اللغة العربية والتربية الإسلامية الخاص بمدرسة ونشستر ومتابعة التسجيلات الخاصة بالدروس ومشاركتها مع التلميذ وتدوين ما تعلمه في دفتره المدرسي.</p>	<p>قناة اللغة العربية والتربية الإسلامية بمدرسة ونشستر</p>



The Winchester School



Family Learning Newsletter Year 3 December 2023

Islamic Education-Non-Arabs	Belief(Iman) belief in angels. To find out the Arabic word for Angels, their characteristics and duties. To define who the angels are and what they are made of. To recognize that the belief in the unseen Angels is one of the six pillars of Iman. To be able to mention the names and attributes of some angels. To be able to describe their functions and deeds.	Please encourage your child to read the topic and understand the meaning of belief of the six pillars of Iman.	Arabic and Islamic YouTube Channel http://www.study4uae.com/
Physical Education	Fun Activities: 	Talk and encourage the children to do the following: Dance steps	Useful sites: https://youtu.be/pnKCGY9ZocA