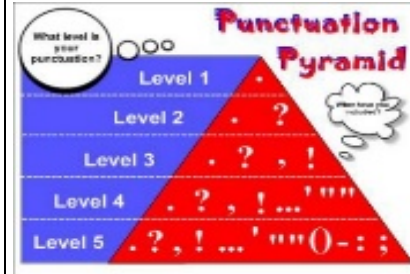




The Winchester School

Family Learning Newsletter- Year 4- December 2023


















Area of learning	Focus	Home activities / How can you help your child at home	Useful Website
Literacy	<p>Revision based on GAP ANALYSIS</p> <p>Spelling: Learning Objective</p> <ul style="list-style-type: none"> To spell homophones <p>Grammar: Learning Objective</p> <ul style="list-style-type: none"> Revisit SPAG topics with special focus on use of connectives, adverbs and adverbials. <p>Punctuations: Learning Objective</p> <ul style="list-style-type: none"> To use basic punctuations to mark grammatical boundaries like commas and full stops are used to join and separate clauses. To identify in their writing which is more effective. <p>THANKS</p> <p>for ALL that you did today in your classroom. For making a million little light seconds DECISIONS for the benefit of your students. For putting your own heads on high and keeping them the FOCUS of your day. For PLANNING for them long before today ever got rolling. For CHANGING those plans because they didn't fit someone who needed a little extra. For smiling, LAUGHING WITH THEM and reassuring their efforts, trials and mistakes. For placing your hand on a shoulder that was EXACTLY what someone needed. For getting down on the physical level of your students because IT MATTERS. For thinking of a new way to reach someone who wasn't getting it. You matter. Yes - YOU MATTER. KindergartenWorks</p> <p>Speaking: Importance of UAE National Day</p> <p>Text level: Reading Comprehension-SAT STYLE</p>	<p>Tell them that homophones are words that sound the same but are spelt differently and have a different meaning. Ask them to look for homophones in the dictionary or in the newspaper and magazines.</p> <p>Discuss the use and importance of connectives.</p> <p>Encourage them to make a book of homophones that they come across.</p> <p>Ask the children to recall the meaning and purpose of adverbs and take suggestions.</p> <p>Play the Random Wheel game on fronted adverbials with your children.</p> <p>Look for past tense, adjectives, verbs, adverbs frequently and discuss spellings.</p> <p>Example- Use different colours to highlight the adjectives, verbs and adverbs.</p> <p>Example: Plop was fat and fluffy. He had a beautiful heart-shaped ruff. He had enormous, round eyes. He had very knackery knees</p> <p>Talk to the children that inverted commas or speech marks go around direct speeches, including its punctuation.</p> <p>Remind them that if the speech ends with an exclamation mark or question mark, this also goes inside the inverted commas.</p> <p>Give an unpunctuated paragraph to the children and ask them to rewrite the same using punctuations appropriately.</p> <p>Create their own punctuation cards and explain its usage.</p> <p>Enjoy Kung FU punctuation activity using the links.</p>	<p>https://www.theschoolrun.com/what-are-connectives</p> <p>Identifying Connectives</p> <p>Fronted Adverbials</p> <p></p> <p>possessive apostrophes</p> <p>https://www.everyschool.co.uk/english-key-stage-2-comprehension-2.html</p> <p>https://www.k5learning.com/reading-comprehension-worksheets</p> <p>Online punctuation games</p>



The Winchester School

Family Learning Newsletter- Year 4- December 2023




	<p>Moral Education link- Unit 1- Equality and Appreciation 1.5 Appreciation and Gratitude</p> <p>Students write poems to appreciate and express gratitude towards the important people who help them in their everyday life using expressive language</p> <div></div>												
Numeracy	<p>Pictograph: - To collect, organize and interpret selected information to pictographs</p> <table><tr><th>Flavor</th><th>Number of children</th></tr><tr><td>Cheese</td><td></td></tr><tr><td>Pepperoni</td><td></td></tr><tr><td>Margherita</td><td></td></tr><tr><td>BBQ Chicken</td><td></td></tr></table> <p>Key :  Represents 4 children</p> <p>Bar chart: - To interpret and present data using bar charts.</p>	Flavor	Number of children	Cheese		Pepperoni		Margherita		BBQ Chicken		<p>Pictograph</p> <p>Talk: -Pictographs are charts that are used to represent data using icons and images relevant to the data. A key is often included in a pictograph that indicates what each icon or image represents. Let us understand the concept of pictographs using examples.</p> <p>Share: -A survey was conducted for 40 children by a fast-food junction to understand the demand for different flavours of pizza available in their outlet. The results were as follows:</p> <p>Talk: -A Bar Graph (also called Bar Chart) is a graphical display of data using bars of different heights It is a really good way to show relative sizes: We can see which types of movies are most liked, and which are least liked, at a glance.</p>	<p>Pictograph</p> <p>Games</p> <p>Bar Chart</p>
Flavor	Number of children												
Cheese													
Pepperoni													
Margherita													
BBQ Chicken													



The Winchester School

Family Learning Newsletter- Year 4- December 2023



	<div><p><i>Favorite Type of Movie</i></p><table border="1"><thead><tr><th>Movie Type</th><th>People</th></tr></thead><tbody><tr><td>Comedy</td><td>4</td></tr><tr><td>Action</td><td>5</td></tr><tr><td>Romance</td><td>6</td></tr><tr><td>Drama</td><td>1</td></tr><tr><td>SciFi</td><td>4</td></tr></tbody></table></div>	Movie Type	People	Comedy	4	Action	5	Romance	6	Drama	1	SciFi	4	<p>Share: -We can use bar graphs to show the relative sizes of many things, such as what type of car people have, how many customers a shop has on different days and so on.</p> <p>Example: Nicest Fruit</p> <p>A survey of 145 people asked them "Which is the nicest fruit?":</p> <table><tr><th>Fruit</th><th>Apple</th><th>Orange</th><th>Banana</th><th>Kiwifruit</th><th>Blueberry</th><th>Grapes</th></tr><tr><td>People:</td><td>35</td><td>30</td><td>10</td><td>25</td><td>40</td><td>5</td></tr></table>	Fruit	Apple	Orange	Banana	Kiwifruit	Blueberry	Grapes	People:	35	30	10	25	40	5	<p>Bar chart Games</p>
Movie Type	People																												
Comedy	4																												
Action	5																												
Romance	6																												
Drama	1																												
SciFi	4																												
Fruit	Apple	Orange	Banana	Kiwifruit	Blueberry	Grapes																							
People:	35	30	10	25	40	5																							
Science	<p>Sublimation:</p> <p>To compare the processes of sublimation and evaporation.</p> <p>Water cycle:</p> <p>To explore the Water cycle.</p>	<p>Talk about the fact that some solids, when heated change directly into gas and that’s called sublimation. Example: dry ice.</p> <p>Share the uses of sublimation in real life. Examples: decorating apparel, signs, and banners, as well as novelty items such as cell phone covers, plaques, coffee mugs, and other items with sublimation-friendly surfaces.</p> <p>Encourage them to explore in detail the process of sublimation.</p> <p>Talk about the importance of the Water cycle.</p> <p>Share how there is dew formation on the cars during the night, ask them to relate it to any other situations, like – ice cream or juice cans removed from the fridge and left out for some time have water droplets.</p>	<p>https://byjus.com/chemistry/sublimation/</p> <p>Sublimation - Why do mothballs disappear over time? #aumsum #kids #science #education #children - YouTube</p>																										




The Winchester School

Family Learning Newsletter- Year 4- December 2023



		<p>Encourage them to read and find information on the Water cycle and the processes involved in it.</p> <p>Independent activity: What sort of clouds are visible in the sky today?</p> <p>Clouds can be many shapes and colors – the type of weather associated with each type of cloud is different too.</p>	https://www.youtube.com/watch?v=0_c0ZzZfC8c
Humanities History	<p>Iron Age Celts</p> <p>How do we know about Celtic Art?</p>	<p>Talk to your child about the Iron Age Celts in Britain. Encourage your child to research where they came from.</p> <p>Share with your child the use of iron at that time and the reason for using it.</p> <p>Encourage them to research the artefacts made during the Iron Age.</p>	https://www.britainexpress.com/History/CelticBritain.htm http://www.primaryhomework.co.uk/romans/soldiers.html
UAE Social Studies	<p>Other Natural Resources</p>	<p>Talk to your child about the other natural resources for example sunlight, wind, stone, minerals, coal, oil, lithium, silver and gold, their uses and how people get natural resources that are not near their home.</p> <p>Encourage your child to research the natural resources available in the world, their classification, renewable and non-renewable resources and how they affect people's lives.</p>	<p>https://www.youtube.com/watch?v=44Bc9Eto2Z0</p> <p>Vocabulary: soil, stone, minerals, coal.</p>
ICT Microsoft Excel -Data Handling	<p>To discuss the purpose of an Algorithm.</p> <p>To run a simple procedure, based on real life scenario.</p> <p>To discuss different symbols of a flow chart.</p>	<p>Good Organizational skill, critical thinking.</p> <p>Encourage your child to create Algorithm & Flowchart on adding numbers or making a recipe, or directions to reach destination.</p>	<p>https://www.programiz.com/article/flowchart-programming</p> <p>https://www.canva.com/design/DAFzNLQ5P0Y/2QTXOYeaRkWDs2ebVSMW0Q/edit?referrer=flowcharts-landing-page</p>



Moral Education	1. Me and My world.	Talk with your child to act to protect their environment (using communication skills to work with others and engage them in this action), use problem-solving skills to overcome challenges and show commitment and persistence to complete the task	
Music Mr. KIKO Mr. Sunil Mr Joyson	<ul style="list-style-type: none"> Improving children’s confidence and musicality through singing actions songs and chanting rhymes. Improving listening skills and recalling. <p>Learning how to play the song “Every night in my dreams “on recorder.</p> <p>Improving a child’s confidence and musicality through music letter names reading for beginners. We explore the music notes in a specific song “Lightly row”. So that they can play in the recorder.</p>	<ul style="list-style-type: none"> Encourage the child to sing action songs at home. Ask the child to perform the songs we learned in school. Help the child choose which other songs they know aside from the songs taught in school and let them invent their own singing actions. <u>Encourage your child to practice recorder at home.</u> <p>Let the child practice at home, even though there will be squeaking. Be an audience. But it is better also to check if the child is holding the recorder properly.</p> <ul style="list-style-type: none"> Let the child understand the music note and the finger position on the recorder. Ask the child to perform it with the beat. Below mentioned link is for the beats. <u>80 BPM - Simple Straight Beat - Drum Track - YouTube</u> 	<p>https://www.timeout.com/new-york-kids/music/best-kids-songs https://www.youtube.com/watch?v=EXyS9qVrVQ4</p> <p>Lightly Row - Recorder Tutorial EASY Song - YouTubes</p>
Physical Education WEEK 1 & Activity -1	Throwball/Team play. week 1 Students will learn how to play a game with basic rules & will be able to understand the game.	Talk and encourage the children to do the following:	<p><u>Useful sites:</u></p> <p>https://www.youtube.com/watch?v=awd3EQtn1lk</p>



The Winchester School

Family Learning Newsletter- Year 4- December 2023



<p>WEEK 2 & Activity -2</p>		<p>Encouraging Children to take part in Soccer Games, watching the game on YouTube to understand the compete level between the two teams in a Soccer match.</p> 	<p>https://www.youtube.com/watch?v=WLEKkpRSbAo https://www.youtube.com/watch?v=gDfJQwVs6aE https://www.youtube.com/</p>
<p>Arabic for Arabs</p>	<p>الجملة الاسمية : أن يحدد التلميذ ركني الجملة الاسمية . أن يضبط التلميذ ركني الجملة الاسمية . أن يعرب التلاميذ الجملة الاسمية .</p>	<p>يساعده في : لعبة جملة وكلمه للتعرف على الجملة الاسمية. البحث عن شواهد عن الجملة الاسمية. يمكن لولي الأمر الدخول من خلال الرابط المرفق لموقع قناة اللغة العربية والتربية الإسلامية الخاص بمدرسة ونشستر ومتابعة التسجيلات الخاصة بالدروس ومشاركتها مع التلميذ وتدوين ما تعلمه في دفتره المدرسي.</p>	<p>قناة اللغة العربية والتربية الإسلامية بمدرسة ونشستر</p>
<p>Arabic for Non-Arabs</p>	<p>Places To identify the different kinds of places. To make sentences using the new vocabulary. Some students will be able to make a short paragraph about the different places. To use the verb with pronouns in the future tense.</p>	<p>Help the student to memorize his/her new vocabulary from the words list in his/her Arabic workbook and notebook. Help the student to use the dictionary to learn new vocabulary. help the student to the verb with pronouns in past. Go through the links on the Arabic and Islamic YouTube channel so that you can help your child learn more at home about the topic.</p>	<p>Arabic and Islamic YouTube Channel</p>
<p>Islamic for Arab</p>	<p>سورة الطارق أن يلتزم التلميذ آداب التلاوة أن يحدد التلميذ معاني المفردات الجديدة أن يوضح التلميذ المعنى الإجمالي للسورة</p>	<p>يساعد ولي الأمر التلميذ في حثه على تعلم السورة من خلال المصحف المعلم. تشجيعه على التزام صفات المؤمن قولاً وفعلاً. دعمه في استخدام الباحث القرآني لتفسير معاني الآيات الكريمة.</p>	<p>قناة اللغة العربية والتربية الإسلامية بمدرسة ونشستر</p>



The Winchester School

Family Learning Newsletter- Year 4- December 2023



		<p>يمكن لولي الأمر الدخول من خلال الرابط المرفق لموقع قناة اللغة العربية والتربية الإسلامية الخاص بمدرسة ونشستر ومتابعة التسجيلات الخاصة بالدروس ومشاركتها مع التلميذ وتدوين ما تعلمه في دفتره المدرسي.</p>	
Islamic for Non- Arab	<ul style="list-style-type: none">• To distinguish that belief in Allah's Books is one of the pillars of faith.• To list the names of divine books, and to whom they were revealed.	<p>Talk with your child about that belief in the books of Allah from the pillars of Iman.</p> <p>Share with your child the names of the whole sacred books of Allah.</p> <p>Go through the links on the Arabic and Islamic YouTube channel so that you can help your child learn more at home about the topic.</p>	<p>Arabic and Islamic YouTube Channel</p>