





The Winchester School

Family Learning Newsletter -Year 6- December 2023




Area of Learning	Focus	Home activities/How can you help your child at home	Useful websites
<u>Literacy</u>	<u>Character Analysis</u> To explore the features and elements of a character.	<p>Talk about the different genre and well-known books that you have read with your child and ask to identify which genre they belong to.</p> <p>Encourage your child to create a quiz on fantasy to experiment with their friends/ family members responses.</p> <p>Encourage your child to read different fairytales and then discuss the common elements that him/her could find, let them make a list of the same and analyze the major characters and settings that is explicit in these stories.</p> <p>Share with your child some time reading a fantasy story and then together evaluate and identify the elements used in it. Then compare them with another</p>	<p>Character analysis</p> <p>characteristics elements</p> <p>https://www.youtube.com/watch?v=3daaB08DhmE</p> 



The Winchester School

Family Learning Newsletter -Year 6- December 2023



	<p>Exploring the setting and description.</p> <div data-bbox="317 362 863 664"> <p>Character Analysis</p> <ul style="list-style-type: none"> • The characters of a story are very important. • Characters create a story. • All characters have roles in a story, but sometimes only a few have major roles. • Creating a Character Analysis means looking at a character and seeing how that character is and how he/she as affected the story. </div> <div data-bbox="405 690 735 1091"> <p>Character Traits</p> <pre> graph TD A[Character Traits] --> B[Words] A --> C[Feelings] B --> D[Actions] C --> D </pre> <p>Words What does the character say in the story?</p> <p>Feelings How does the character feel in the story?</p> <p>Actions What does the character do in the story?</p> </div>	<p>fantasy story to analyze and add on any specific features.</p> <p>Encourage your child to write a detailed character sketch of a well-known character from a novel using powerful verbs and adverbs (according to the format done in class).</p> <p>Discuss with your child about a favourite /famous character. Create a mind map listing the internal and external traits of the character.</p>	<p>https://www.youtube.com/watch?time_continue=3&v=6dEzIYWswHE&feature=emb_logo</p>
<p><u>Grammar</u></p>	<p><u>Grammar</u></p> <p><u>Expanded Noun Phrases</u> To explore expanded noun phrases.</p>	<p>Talk about the of use expanded noun phrases to make our writing more interesting. They add detail and description to nouns. Expanded noun phrases draw on and encourage imagination, placing both reader and writer in the scene.</p>	<p>What is expanded noun phrase?</p> <p>https://www.youtube.com/watch?v=H5aYeD9EqJo</p>

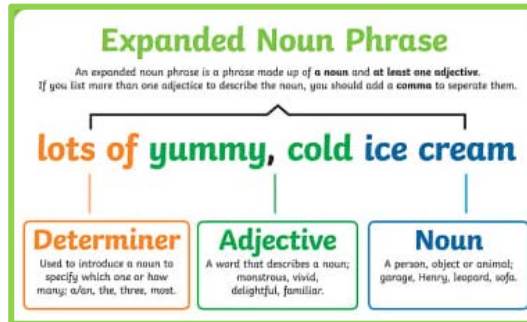


The Winchester School

Family Learning Newsletter -Year 6- December 2023



To use expanded noun phrases for description and specification.



Share with your child how simple sentences are made interesting by adding noun phrases. Share some interesting stories/articles wherein they can find elaborated sentences. Let the explore creative writing style.

Encourage them to rewrite a paragraph or a few sentences which can be made interesting by using expanded noun phrases. Read it aloud with them motivate them by giving some inputs from your end. They can create an interesting story or write a blog.

Examples

The alien – The green alien; the one-eyed, green alien in the spaceship; the smelly, angry alien

The gem – The shiny gem; the tiny, sparkly gem; the huge, knowledge gem

The Viking – The Viking warrior; the armed, large Viking with the big sword; the peaceful, friendly Viking

[Expanded Noun Phrase worksheet](#)

<https://www.liveworksheets.com/w/en/writing/280719>


<https://primaryenglished.co.uk/blog/quick-tips-for-grammar-expanded-noun-phrases>

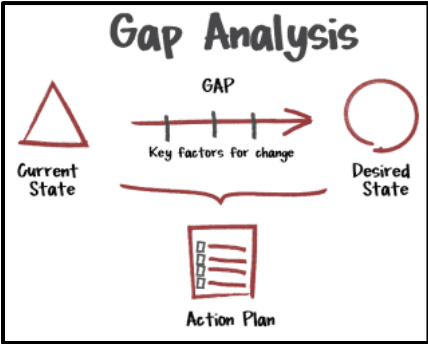
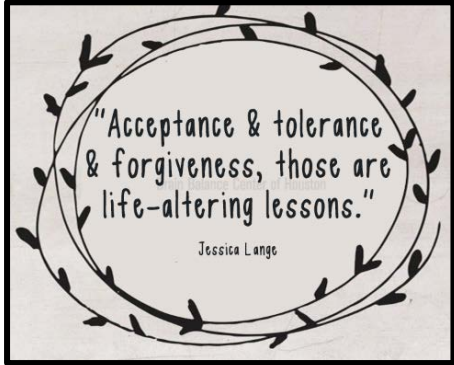




The Winchester School

Family Learning Newsletter -Year 6- December 2023




	<p><u>Gap Analysis</u></p>  <p>Moral Education link-</p> <p>– Tolerance and Forgiveness</p> <p>Students Write a short story or poem on the topic-Tolerance and Forgiveness.</p> <p>They will create a comic strip or flyer on forgiveness</p>	<p>Scaffold the gaps in reading skills related to retrieval, authorial techniques, complex inference as well as prediction skills.</p> <p>To discuss the key vocabulary. Students revisit report writing techniques, they will revisit the persuasive writing techniques. Further develop understanding to incorporate features to make the story more interesting.</p> 	<p>How to write like a journalist</p> <p>https://www.masterclass.com/articles/how-to-write-like-a-journalist</p> <p>Moral Education</p> <p>https://youtu.be/FFuHL6lzk6E</p> <p>https://youtu.be/d-K5btaxEFY</p>
<p><u>Numeracy</u></p> <p>Decimal Numbers</p>	<p>To identify the value of each digit in a number with three decimal places.</p>	<p>Encourage your child to play this game with you.</p> <ol style="list-style-type: none"> 1. Take turns to roll one dice and take out that number of coins, e.g. a roll of 3 could be 30p (3 × 10p), 40p (20p + (2 × 10p)), 60p (3 × 20p), etc. 2. Change the value to a decimal, e.g. 60p 	<p>Decimal Place Value - Decimal Place Value Chart Decimal Point (cuemath.com)</p>



The Winchester School

Family Learning Newsletter -Year 6- December 2023



To solve and create problems, which require answers to be rounded to specified degrees of accuracy.

To solve problems involving addition & subtraction of decimals.

To solve problems involving multiplication and division of decimals.

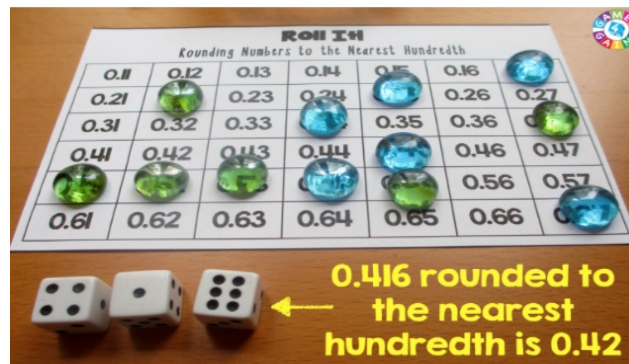
becomes £0.60.

3. Roll both dice and add the two values, e.g. 3 and 5, the sum is 8.
4. Multiply the value of the chosen coins by the dice total, e.g. $8 \times £0.60 = £4.80$.
5. Record the total.
6. Play for 10 minutes. The winner is the person with the larger sum of money.

Rounding decimals game:

Number of players: 2

1. To decide who goes first, each player rolls one of the dice. The player with the highest roll goes first.



2. On your turn, roll all of the dice.

3. Use all of the dice that you just rolled to create a number. You may place the dice in any order to

[Decimals - Practice with Math Games](#)



[Decimal Detective - Decimal Game | Turtle Diary](#)



The Winchester School


Family Learning Newsletter -Year 6- December 2023




		<p>create the number. For example, if you rolled 4, 1, and 6, you may create 4.16</p> <p>4. Round the number that you created to the nearest tenth. Then, place one of your counters on top of that number on the game board. If your opponent's counter is already on that number, you may not place your counter on the game board.</p> <p>5. Players continue taking turns until one player creates a line of 4 in a row of his/her own counters on the game board.</p>	
Science	<p>Classification Keys</p> <p>To construct a branching database to sort living beings.</p> 	<p>Talk: Describe to you child about how living things are classified into broad groups according to common observable characteristics and based on similarities and differences, including microorganisms, plants and animals.</p> <p>Let them do research and give them some time to present it using ICT tools. Let them be the teacher and teach you Robert Whittaker's Five Kingdom Classification.</p> <p>Ask: How would you categorise a group of leaves?</p> <p>What is the best kind of sorting questions?</p> <p>Share:</p>	<p>Useful Links:</p> <p>Living Organism and Their Habitats</p> <p>Classification of plants</p>



The Winchester School




Family Learning Newsletter -Year 6- December 2023

	<p>To describe how living things are classified into broad groups according to common observable characteristics and based on similarities and differences, including micro-organisms, plants and animals.</p>	<p>Share with your child how living things are classified into broad groups according to common observable characteristics and based on similarities and differences, including micro-organisms, plants and animals.</p> <p>Encourage:</p> <p>Internet is the powerful search engine. Please allow your child to spend few minutes on doing research using the websites given for Living organisms.</p>	<p>How to create a key:</p> <p>Creating Classification key</p> 
Arabic for Arabs	<p>الهمزة المتطرفة على ما يشبه الياء</p> <p>أن يكتب التلميذ كلمات بها همزة متطرفة على ما يشبه الياء . أن يحدد التلميذ مواضع كتابة الهمزة المتطرفة على ما يشبه الياء .</p> <p>المفعول المطلق</p> <p>أن يميز التلميذ بين أنواع المفاعيل في الجملة الفعلية.</p>	<p>مساعدة التلميذ في البحث عن لغويات النص بالمعجم على الإنترنت.</p> <p>مساعدة التلميذ في كتابة كلمات بها همزة متطرفة على واو مع بيان سبب كتابتها على ما يشبه الياء . تدريبه على ضبط وتوظيف المفعول المطلق . يمكن لولي الأمر الدخول من خلال الرابط المرفق لموقع قناة اللغة العربية والتربية الإسلامية بـمدرسة ونشستر ومتابعة التسجيلات الخاصة بالدروس ومشاركتها مع التلميذ وتدوين ما تعلمه في دفتره المدرسي.</p>	<p>قناة اللغة العربية والتربية الإسلامية</p> <p>بمدرسة ونشستر</p>



The Winchester School




Family Learning Newsletter -Year 6- December 2023




	أن يوظف التلميذ المفعول المطلق مضبوط الآخر في تحدّثه وكتابات الإبداعية مع الضبط وفقاً لقواعد النحو.		
Arabic for Non- Arabs	The places (الأماكن) To write sentences about his/ her favourite places. To design a mind map of the places. To describes the places in a paragraph. To compare between two places (zoo – cinema). To distinguish the important places in Dubai. To express the opinion about different places.	Help your child to memorize his/her new vocabulary from the words list. Encourage children to use these words in sentences of their own. Encourage children to describe the important places in Dubai. Ask your child to draw his /her favourite place and describe it. Talk to your son about the important places in Dubai. Go through Arabic and Islamic YouTube Channel so that you can help your child learn more at home about the topic.	Arabic and Islamic YouTube Channel
Islamic for Arabs	أحكام النون الساكنة والتنوين حكم الإظهار أن يوضح التلميذ مفهوم الإظهار وحروفه أن يحدد التلميذ أحكام النون الساكنة والتنوين أن يتلو التلميذ الآيات تلاوة مجودة مراعي الأحكام	مساعدة التلميذ في البحث عن فيديوهات عن حكم الإظهار حث التلميذ على مراعاة حكم الإظهار عند التلاوة يمكن لولي الأمر الدخول من خلال الرابط المرفق لموقع قناة اللغة العربية والتربية الإسلامية الخاص بمدرسة ونشستر ومتابعة التسجيلات الخاصة بالدروس ومشاركتها مع التلميذ وتدوين ما تعلمه في دفتره المدرسي	قناة اللغة العربية والتربية الإسلامية بمدرسة ونشستر



The Winchester School

Family Learning Newsletter -Year 6- December 2023




Islamic for Non- Arabs	<p>Imam Malik Ibn Anas (R.A)</p> <p>To explain the important role of scholars in their societies</p> <p>To explain the status of Imām Mālik (R.A) in Islamic culture.</p>	<p>Talk to your child about the life of Imam Malik Ibn Let .Anas as one of the prominent scholars in Islam your child design an ID card for Imam Malik (RA) showing his main qualities</p> <p>Go through Arabic and Islamic YouTube Channel so that you can help your child learn more at home about the topic</p>	<p>Arabic and Islamic YouTube Channel</p>
Humanities History <u>Meeting the Maya</u>	<p>To explore facts about the Maya civilisation.</p> <p><u>Key Vocabulary</u></p> <p>Civilisation, Mesoamerica</p> 	<p>Talk with your child about who the Maya were and where they lived.</p> <p>Share the extent of the Mayan Civilisation on a map of the world. Locate the Mayan cities on the map.</p> <p>Encourage your child to find out about one or more ancient Maya cities and create a fact file.</p> 	<p>Maya Civilization</p> <p>Amazing Facts about Maya Civilization</p> <p>Maya civilization timeline</p> 



The Winchester School

Family Learning Newsletter -Year 6- December 2023



Share

Create a presentation or poster about your favorite topic so far.



Encourage

Students to keep exploring the links given to recap term 1 topics.

<https://www.youtube.com/watch?v=iK5KeEg7PC4>

<https://www.youtube.com/watch?v=Kq4Luegns8c>

<https://www.youtube.com/watch?v=VZ4ZxWrAsCY>

<https://www.youtube.com/watch?v=EkJjJ2LK3U8>



Wordwall Activity

Topic/Les sports et les loisirs

<https://wordwall.net/play/5514/122/907>

<https://wordwall.net/play/6091/208/679>

<https://wordwall.net/play/5516/538/263>



The Winchester School




Family Learning Newsletter -Year 6- December 2023

			<p>https://wordwall.net/play/6890/817/855</p> <p><u>Topic/ La météo</u></p> <p>https://wordwall.net/play/5783/745/398</p> <p><u>Quizlet Activities</u></p> <p>https://quizlet.com/328353477/learn</p> <p>https://quizlet.com/328353477/match</p> <p>https://quizlet.com/19309466/match</p> <p>https://quizlet.com/19309466/gravity</p>
--	--	--	--



The Winchester School



Family Learning Newsletter -Year 6- December 2023

Physical Education	Fun Activities	<p><u>Talk and encourage the children to do the following:</u></p> <p><u>Proper warm up</u> The students will do the proper warm-up and will do fun activities.</p> <p>Follow the links for the activities and rules.</p> <p><u>Cooldown</u> After the fun activities students will do proper cooldown activity.</p>	<p><u>Useful sites:</u></p> <p>Links: https://www.youtube.com/watch?v=cycQCK8w1-o</p>
Music Year (Kiko)	<p>Improving children's confidence and musicality through singing actions songs and chanting rhymes.</p> <p>Improving on listening skills and recalling.</p>	<p>Encourage the child to sing action songs at home.</p> <p>Ask the child to perform the songs we learned in school.</p> <p>Help the child choose which other songs they know aside from the songs taught in school and let them invent their own singing actions.</p> <p>Encourage your child to practice recording at home.</p>	<p>https://www.timeout.com/new-york-kids/music/best-kids-songs</p> <p>https://www.youtube.com/watch?v=breyIWfW4TQ</p>
Music Year (Joyson)	<p>Improving child's confidence and musicality through music letter names reading.</p> <p>We explore the music notes in a specific song "Faded". So that they are able to play in the recorder</p>	<p>Let the child understand the music note and the finger position on the recorder. Ask the child to perform it with the beat. Below mentioned link is for the beats.</p> <p>80 BPM - Simple Straight Beat - Drum Track - YouTube</p>	<p>Faded Recorder / Flute Tutorial (Verse and Chorus) - YouTube</p>



The Winchester School



Family Learning Newsletter -Year 6- December 2023

Music Year (Sunil)	Revision of “UAE national anthem” on recorder, sight reading and rhythm making.	Let the child practice at home, even though there will be squeaking. Be an audience. But better also check if the child is holding the recorder properly.	
ICT	<u>Topics – Revision</u> Develop spreadsheet proficiency by analyzing data for real world applications.	Discuss about Fitness Getting healthy can mean different things for different people. For some, it's about eating a balanced diet. For others, it's about exercising and getting fit. Excel can help you plan, track, and organize your health and fitness goals with a robust offering of free and premium templates. Challenge to Create their diet and exercise plan. Encourage Other ways to track health of grandparents in Excel. Basic medication log - Keep track of medications with this comprehensive log template that tracks dosage, instructions, purpose, side effects, physician, pharmacy, and other details.	https://support.microsoft.com/en-us/office/track-your-health-and-fitness-goals-in-excel-322af086-734b-4837-ba4f-410c6bceccd4