




## The Winchester School Family Learning Newsletter (Year 2) -February 2023





Area of learning	Focus	Home Activities/How can you help your child at home?	Useful websites
<b>Literacy</b>	<p><b>Spelling</b> To spell words with the short /u/ sound spelt with /o/. <b>Rule:</b> In some words, the short/u/ sound is spelt /o/.</p> <p>To spell words with the long/e/ sound spelt with /ey/. <b>Rule:</b> Many nouns ending with /ee/ sound are spelt with /ey/.</p> <p>To spell words with the /o/sound spelt /a/ after /w/ and /qu/. <b>Rule:</b> In many words, the /o/sound spelt /a/ after /w/ and /qu/.</p> <p><b>Grammar</b> <b>Apostrophe for Contraction/Omission</b> To use apostrophes for contraction.</p>	<p>Hide your words in a picture and call out the word you want your child to find OR ask your child to hide words in a picture and he/she can ask you to find. You can occasionally pick the wrong one to allow your child to correct you.</p> <p>First explain to your children that two words can sometimes be made into one, by using apostrophes for contraction. Shouldn't = should not Couldn't = could not Wouldn't = would not Ask the children if they know what the words mean and why they have punctuation marks in the middle of them. Elicit ideas and then explain that the punctuation marks are called apostrophes. Tell the children that we can use an apostrophe to show omission. Explain that 'omission' means letters that have been left out.</p> <p>On a piece of paper, write out a funny story, but leave out most of the verbs. Indicate the missing verb with a line. Without revealing the story, ask your child to come up with verbs and fill in the story. Afterwards, read the story and see if it makes sense.</p>	 <p><a href="#">Spellings</a> <a href="#">Spellings</a> <a href="#">Spellings</a></p> <p><a href="https://www.youtube.com/watch?v=gubPH3WEurg">https://www.youtube.com/watch?v=gubPH3WEurg</a></p>



# The Winchester School

## Family Learning Newsletter (Year 2) -February 2023



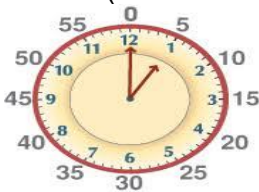
	<p><b>Tense: Simple Present</b> To use tenses appropriately to show the timing of the action.</p> <p><b>Text Level</b> <b>Explanation text:</b> To explore explanation texts. To use the features to present and write an explanation text. To explore the use of the connectives – because and if, in explanation texts.</p> <p><b>Letter Writing:</b> To use sentences of varied structure to write a letter.</p>	<p><b>Talk:</b> Together with your child, explore a range of explanation texts and elicit the difference between these and other texts your child has learnt.</p> <p><b>Share:</b> Show your child a flow diagram and ask your child to explain it. For example the function of an eye.</p> <p><b>Encourage:</b> Encourage your child to use appropriate vocabulary and time connectives. It is imperative that your child uses complete sentences and correct grammatical syntax as this will ensure quality in the writing tasks.</p> <p>Old-fashioned letter writing is a great way for kids to build their writing skills and practice their handwriting. Here are some favorite letter writing prompts for kids to get started</p> <ul style="list-style-type: none"> <li>• Write a letter to your friend describing what you've been doing at home or school.</li> <li>• Write a letter to your teacher about your favorite game and why you like to play the game.</li> </ul> <p>Being responsible is a key to children's success both in school and in the larger world when they grow up. <b>Share</b> your expectations with your child and <b>talk</b> about their responsibilities. <b>Encourage</b> your child to take ownership.</p>	<p><a href="#"><u>Present tense</u></a></p>  <p><a href="https://www.youtube.com/watch?app=desktop&amp;v=-MSkd7NKTS4"><u>https://www.youtube.com/watch?app=desktop&amp;v=-MSkd7NKTS4</u></a></p> <p><a href="https://www.youtube.com/watch?v=P3k148sliSk"><u>https://www.youtube.com/watch?v=P3k148sliSk</u></a></p> 
--	---	--	---



# The Winchester School

## Family Learning Newsletter (Year 2) -February 2023



	<p><b><u>Moral Education</u></b></p> <p>To develop attributes of responsibility and honesty.</p>		<p><a href="#">Story about Honesty</a> <a href="#">Responsibility</a></p>
<p><b>Numeracy</b></p>	<p>To know the number of minutes in an hour and the number of hours in a day.</p> <p>To tell and write the time to five minutes, including quarter past the hour and draw the hands on a clock face to show these times</p>	<p>Talk to your child about the number of hours in a day and number of minutes in each hour. Encourage him/her to read the time at different parts of the day.</p> <p>Make a habit of pointing out the time on a clock when events happen in your day, to show what that time looks like. Encourage your child to tell you what a certain time looks like: "What will the clock look like at 1:25 (trickier "in 5 minutes")"</p>  <p><b><u>QUESTIONS TO ASK</u></b></p> <p>Where does the big hand point when it is 5/10/20/25 past the hour?</p> <p>Where does the big hand point when it is quarter past/quarter to the hour?</p> <p>How do you know which hour number</p>	



# The Winchester School Family Learning Newsletter (Year 2) -February 2023



To apply the understanding of reading time to solve problems involving time intervals.

To understand that subtraction is the inverse of addition or vice versa.

To solve word problems involving addition and subtraction.



Create and share story sums based on time intervals and ask your child to answer them.

**Talk** to your child addition and subtraction related.  
e.g.  $27 + 5 = 32$        $32 - 5 = 27$

Pose a problem such as, “Annie has 11 crayons. She gets 18 more. How many crayons does she have in all?” Help your child understand the question by highlighting important information, then make a plan to solve, and then follow that plan. **Encourage** your child to check his or her answer. Repeat the activity again using other word problems that involve different operations.

Encourage your child to create their own story sums involving addition and subtraction of



# The Winchester School Family Learning Newsletter (Year 2) -February 2023



numbers. By using the vocabulary related to

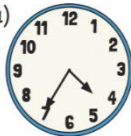

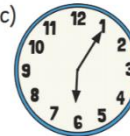
I had 13 apples. I was hungry, so I ate some. When I was done eating, I had 4 apples left. How many apples did I eat?

The card shows 13 red apples with green leaves arranged in two rows: the top row has 6 apples and the bottom row has 7 apples.

addition and subtraction.

### Challenge

What time did these clocks show one hour ago?

a)  b)  c) 

The card contains three analog clocks labeled a), b), and c). Each clock has a face with numbers 1 through 12. Clock a) shows the hour hand between 1 and 2, and the minute hand at 10. Clock b) shows the hour hand between 2 and 3, and the minute hand at 10. Clock c) shows the hour hand between 3 and 4, and the minute hand at 10.

Sophie and Ted are collecting football stickers. Ted had 25 football stickers. Sophie has 36.

How many do they have in total?

How many more stickers does Sophie have than Ted?





# The Winchester School

## Family Learning Newsletter (Year 2) -February 2023



<p><b>Science</b></p>	<p><u>Materials</u></p> <p>To investigate the properties of different objects on the basis of the materials used.</p> <p>We used properties to sort materials.</p> <p>To examine and explain how the shapes of some solid materials can be changed by applying a force.</p> <p>To investigate how different materials can twist and stretch.</p> <p>To focus on scientific inquiry skills.</p>	<p><b>Encourage</b> your child to create an object using recyclable materials and use them.</p> <p><b>Share</b> the properties of each material used to make the object and create questions based on properties to be able to play the quiz with you or friends.</p> <p><b>Talk</b> about the reasons for using the materials to make the object.</p> <p>Conduct some fun experiments with your child.</p> <p>Conduct some fun experiments with your child – REMEMBER TO FOLLOW THE SCIENTIFIC METHOD</p> <p><b>Aim:</b> Ask a question</p> <p><b>Prediction:</b> What do you think will be the result? Why?</p> <p><b>Materials required:</b> list the materials you need to conduct the investigation.</p> <p><b>Fair test:</b> what will you keep the same/what will you change.</p> <p><b>Method:</b> list the steps you will take to find the answer to the question.</p> <p><b>Observation table:</b> table to show the information you have collected.</p> <p><b>Conclusion:</b> Explain your findings.</p>	<p><a href="#">all about materials</a></p> <p><a href="#">Properties of materials</a></p> <p><a href="#">Prperties of materials song</a></p> <p><a href="#">Material Quiz</a></p> <p><a href="https://www.youtube.com/watch?v=CDaH8RI5IR4">https://www.youtube.com/watch?v=CDaH8RI5IR4</a></p>
-----------------------	--	---	--



## The Winchester School Family Learning Newsletter (Year 2) -February 2023



<p>Arabic for Arabs</p>	<p><b>قصة خالد والعصفور</b> أن يحدد التلاميذ شخصيات القصة . أن يحدد التلاميذ المكان والزمان . أن يضع التلاميذ عنواناً آخر للقصة . أن يقرأ التلاميذ القصة قراءة جهرية . صحيحة . أن يضع التلاميذ نهاية جديدة للقصة . أن يحدد التلاميذ الأسماء والأفعال في القصة . <b>نشيد الطفل والعصفور</b> أن يحدد التلاميذ مفردات النص . أن يميز التلاميذ الفرق بين الشعر و النثر . أن يحدد المعنى الإجمالي للنص . أن يميز التلاميذ الأسلوب التعبيري الحقيقي والمجازي . <b>حروف العطف</b> أن يميز التلاميذ حروف العطف .</p>	<p>الدعم المقدم من ولي الأمر يقوم ولي الأمر بمتابعة التقدم في الكتابة وتعلم المقطع الساكن . متابعة التلميذ في قراءة القصص الجديدة . تقديم الفيديوهات لمساعدة التلميذ على فهم القصص والنصوص . مساعدة التلميذ للدخول على قناة المدرسة على اليوتيوب . مساعدة التلميذ على فتح منصة عسافير . مساعدة التلميذ في كتابة الإملاء والتدريب عليها . مساعدة التلميذ في كتابة الإملاء والتدريب عليها . يمكن لولي الأمر الدخول من خلال الرابط المرفق لموقع قناة اللغة العربية والتربية الإسلامية الخاص بمدرسة ونشستر ومتابعة التسجيلات الخاصة بالدروس ومشاركتها مع التلميذ وتدوين ما تعلمه في دفتره المدرسي .</p>	<p><a href="#">منصة عسافير للقراءة</a> <a href="#">قناة اللغة العربية والتربية الإسلامية بمدرسة ونشستر</a></p>
<p>Arabic for Non- Arabs</p>	<p><b>In UAE.</b> To describe UAE using the adjectives correctly. To Make a dialogue in Arabic about UAE. To conjugate the verb with the pronouns in sentences. To write a simple paragraph about UAE. To express the opinion about UAE.</p>	<p>In every new lesson, we provide new words with its meanings. Help your child to memorize them and using them in sentences on his/her own. Ask your child to describe UAE. Ask your child to make a dialogue with you in Arabic about UAE. Go through the links on the Arabic and Islamic YouTube channel so that you can help your child learn more at home about the topic</p>	<p><a href="#">Asafeer reading platform</a> <a href="#">Arabic and Islamic YouTube Channel</a></p>



## The Winchester School Family Learning Newsletter (Year 2) -February 2023




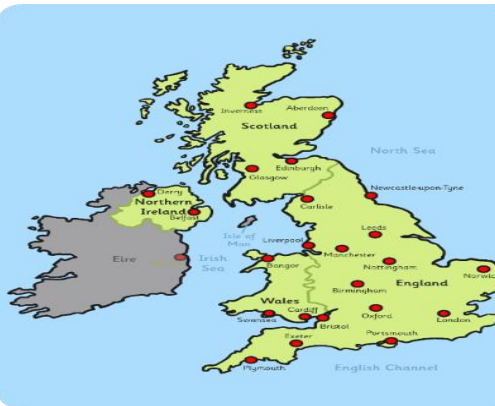
<p>Islamic for Arabs</p>	<p><b>الصادق الأمين</b> أن يعدد التلميذ صفات الرسول صلى اللع عليه وسلم أن يدلل التلميذ على فضل الصدق <b>فضل تلاوة القرآن الكريم</b> أن يستنتج التلميذ فضل تلاوة القرآن أن يعدد التلميذ آداب تلاوة القرآن <b>خير الأعمال في الإسلام</b> أن يوضح التلميذ بعض الاعمال الطيبة كمسلم أن يشرح التلميذ أهمية فعل الخير</p>	<p>يساعد ولي الأمر التلميذ من خلال: حثه على حفظ السورة من خلال المصحف المعلم . حثه على التحلي بالأخلاق الحميدة قولاً وفعلاً. يمكن لولي الأمر الدخول من خلال الرابط المرفق لموقع قناة اللغة العربية والتربية الإسلامية الخاص بمدرسة ونشستر ومتابعة التسجيلات الخاصة بالدروس ومشاركتها مع التلميذ وتدوين ما تعلمه في دفتره المدرسي.</p>	<p><a href="#">قناة اللغة العربية والتربية الإسلامية بمدرسة ونشستر</a></p>
<p>Islamic for Non- Arabs</p>	<p>Lesson 1: Be beneficial To explain the hadith of the lesson To conclude the ways to be beneficial when dealing with others.  Lesson 2: Surat Attakathur To explain the overall meaning of the Suarh To conclude the main lessons learnt from the themes of the surah.  Lesson 3: Righteousness is good character To explain the concept of righteousness. To infer the benefits of being right with reference to Quran and Sunnah</p>	<p>Share the hadith of the lesson and let your child memorize it. Encourage him or her to draw a mind map showing different ways to benefit others. Encourage your child to memorize Surat ul Takathur with the meaning. Talk to him or her about the main lessons we learn from this Surah. Share with your child the importance of doing good deeds Share with your child the concept of the moral of righteousness. Show to your child some ways to be right and pious. Encourage your child to color monthly prayer chart and answers in book ISLAM MY WAY OF LIVING as Encourage your child to apply obligatory element of Salah.</p>	<p><a href="#">Arabic and Islamic YouTube Channel</a></p>





## The Winchester School Family Learning Newsletter (Year 2) -February 2023





		<p>Go through the links on the Arabic and Islamic YouTube channel so that you can help your child learn more at home about the topic</p>	
<p>Humanities Geography</p>	<p><b>Geography: Mapping Skills</b></p> <p>Welcome to UK (The United Kingdom - countries, capital cities and surrounding seas).</p> <p>Atlas skills -The United Kingdom</p>	<p><b>Talk</b> to your child about four counties, capital cities and surrounding seas of UK and locate them on the map of United Kingdom.</p> <p><b>Encourage your child</b> to use world maps, atlases and globes to identify the UK and its countries.</p> <p><b>Talk</b> to your child about the use of atlases and globes to locate the world's seven continents, five oceans, the UAE, their home countries and other places around the world.</p> <p><b>Share</b> with your child the key features of an atlas and how the index helps to find the correct page for information in an atlas.</p> <p><b>Encourage</b> your child to use alphabetical order in an atlas to find places and countries in the UK, the UAE and in their home countries.</p>	 
<p><b>UAE Social Studies</b></p>	<p><u>My Birthday</u></p> <p>To compare and contrast traditions in families.</p>	<p><b>Talk</b> to your child about the importance of birthdays and how people learn about the past.</p>	<p><b>UAE past and present</b></p> <p><a href="https://www.youtube.com/watch?v=M4efuC_mcGU">https://www.youtube.com/watch?v=M4efuC_mcGU</a></p>



## The Winchester School Family Learning Newsletter (Year 2) -February 2023



	<p>Key Vocabulary: birthday, born, celebrate, remember</p> <p><u>Living in the Past</u> To make connections between places and events to understand the past and present.</p> <p>Key Vocabulary: photo, neighbourhood, past, present</p>	 <p><b>Encourage</b> your child to compare and contrast traditions in families with different cultural backgrounds (e.g birthdays, religious ceremonies, etc). Create and exchange stories about yourselves and your families. Use terms that refer to time to compare events like before, after, etc.</p> <p><b>Share</b> with your child what was the difference in the birthday celebration in past and present.</p>	<p><a href="https://www.youtube.com/watch?v=oSPAK1Dw94">https://www.youtube.com/watch?v=oSPAK1Dw94</a></p> 
<p><b>Physical Education</b></p> <p><u>First Week:</u></p> <p><u>Second Week</u></p>	<p>To understand the rules and regulations of the following skills and able to perform perfectly.</p> <p><b>Ball Activities: Dribbling (Basketball)</b></p> <p>During dribble in Basketball, the focus is on to develop eye-leg coordination, balance, focus and ball control.</p> <p><b><u>Catching and throwing:</u></b></p> <p>During catching and throwing</p>	<p><b><u>Talk:</u></b> Talk to them about the rules and regulations of the skills.</p> <ol style="list-style-type: none"> <li>1. Dribbling with the dominating hand.</li> <li>2. Dribbling with the non-dominating hand.</li> </ol> <p><b><u>Talk and Encourage the children to do the following:</u></b></p> <ol style="list-style-type: none"> <li>1. Under arm throw</li> <li>2. Sidearm throw</li> <li>3. Overhead throw</li> <li>4. Catch with both hands</li> </ol>	<p><a href="https://youtu.be/BnvGa0I8bMc">https://youtu.be/BnvGa0I8bMc</a></p> <p><a href="http://www.pecentral.org">www.pecentral.org</a></p> <p><a href="https://www.youtube.com/watch?v=CeBXuKC0IUo">https://www.youtube.com/watch?v=CeBXuKC0IUo</a></p>



**The Winchester School  
Family Learning Newsletter (Year 2) -February 2023**





<p><b>Third week</b></p>	<p>workout the focus is on to develop the hand eye coordination and balance.</p> <p><b><u>Sidearm striking:</u></b></p> <p>During sidearm striking workout the focus is on to develop the hand eye coordination, balance and accuracy.</p> <p><b><u>Overhead striking:</u></b></p> <p>During overhead striking workout the focus is on to develop the hand eye coordination, balance and accuracy.</p>	<p>5. One hand catch</p> <p><b><u>Talk and Encourage the children to do the following:</u></b></p> <ol style="list-style-type: none"> <li>1. Toss the ball</li> <li>2. Swing the racket</li> <li>3. Contact the racket with the ball</li> <li>4. Hit the ball to the designated place.</li> </ol> <p><b><u>Talk and Encourage the children to do the following:</u></b></p> <ol style="list-style-type: none"> <li>1. Toss the ball</li> <li>2. Swing the racket</li> <li>3. Contact the racket with the ball</li> <li>4. Hit the ball to the designated place.</li> </ol>	<p><a href="http://www.pecentral.org">www.pecentral.org</a></p> <p><a href="https://www.youtube.com/watch?v=oRmSNdSKMs8">https://www.youtube.com/watch?v=oRmSNdSKMs8</a></p> <p><a href="http://www.pecentral.org">www.pecentral.org</a></p> <p><a href="https://www.youtube.com/watch?v=23xaHd8tEQ4">https://www.youtube.com/watch?v=23xaHd8tEQ4</a></p>
<p><b>Music Year02 Joyson</b></p>	<p>Improving child's confidence and musicality through singing actions songs and sing with the appropriate tune.</p>	<p>Let the children sing action songs at home. Ask the child to perform the songs we learned in school. Help the child choose which other songs they know aside from the songs taught in school and let them invent their own singing actions.</p>	<p><a href="#">(22) You are my Sunshine 2020 - YouTube</a></p>
<p><b>Music Sunil</b></p>	<p>Read and play Musical notes with the help some words (Bee, Glow- worm, Butterfly and caterpillar) &amp; Popular song rhythms</p>	<p>Let the Children play the rhythm with the help of words by clapping (Bee, Glow- worm, Butterfly and caterpillar) Ask the child to read and play the musical notes without the word support</p>	



## The Winchester School Family Learning Newsletter (Year 2) -February 2023



<p><b>Music</b> <b>Year02</b> <b>Kiko</b></p>	<p>Improving children’s confidence and musicality through singing actions songs and chanting rhymes</p>	<p>Let the children sing action songs at home. Ask the child to perform the songs we learned in school. Help the child choose which other songs they know aside from the songs taught in school and let them invent their own singing actions.</p>	<p><a href="https://www.youtube.com/watch?v=di8Fq2zzaWU">https://www.youtube.com/watch?v=di8Fq2zzaWU</a></p>
<p><b>Computing</b></p>	<p>To explore the different tools of Scratch Junior</p> <p>To identify how to change the costume for the sprite and move it.</p> <p>To plan and give instructions to sprites for movement.</p> <p>To compile a set of instructions for sprite to create a story.</p>	<p>ScratchJr is an introductory programming language that enables young students to create their own interactive stories and games.</p> <p><b>Encourage</b> your child to snap together graphical programming blocks to make characters move, jump, dance, and sing.</p> <p>Let your child <b>create</b> stories and games using their imaginations.</p>	<p><a href="#">Simple program using ScratchJr</a></p> <p><a href="#">Movement</a></p>
<p><b>Moral Education</b></p>	<p>Topic: Caring for the school environment</p> <p>To understand how to care for the school environment.</p> <p>To suggest how important, it is to take care of places and surroundings as how we take care of ourselves and others.</p> <p>Topic: Being Honest</p>	<p><b>Talk</b> to your child about meaning of caring</p> <p><b>Share</b> with your child about the importance of taking care about school environment.</p> <p><b>Encourage</b> your child to recognize the importance of taking care for places and surroundings as how we take care of ourselves.</p> 	<p><a href="#">Caring for school environment</a></p> <p><a href="#">Being Honest</a></p> 



# The Winchester School

## Family Learning Newsletter (Year 2) -February 2023



	To understand the differences between honesty and dishonesty.		
--	---	--	--