



The Winchester School

Year 3 Family Learning Newsletter February 2022-23



Area of Learning	Focus	Activities	Useful Websites/Apps						
Literacy	<p>Spellings:</p> <ul style="list-style-type: none"> To spell words of two or more syllables. <div data-bbox="309 544 936 903" data-label="Image"> </div> <p>Punctuation:</p> <ul style="list-style-type: none"> To secure the use of commas in a list of words in a sentence. 	<p>Talk to your child about word syllables.</p> <p>Discuss words that have one or more than one syllable.</p> <p>For example: Red has only one syllable</p> <p>Pur-ple has two syllables.</p> <p>Encourage your child to break these words into syllables.</p> <table border="1" data-bbox="1055 874 1733 995"> <tr> <td>hand</td> <td>Gi-gan-tic</td> </tr> <tr> <td>De-ve-lop</td> <td>E-le-phant</td> </tr> <tr> <td>peach</td> <td>Pa-per</td> </tr> </table> <p>Another good method for teaching how to count syllables is to put your hand under your chin. Say the word and count the number of times your jaw drops.</p> <p>Share with your child that commas are used to separate words or groups of words in a sentence.</p>	hand	Gi-gan-tic	De-ve-lop	E-le-phant	peach	Pa-per	<p>Syllables</p> <p>Syllables- Scratch Garden</p> <p>Commas</p> <p>Rules for commas</p>
hand	Gi-gan-tic								
De-ve-lop	E-le-phant								
peach	Pa-per								



The Winchester School

Year 3 Family Learning Newsletter February 2022-23

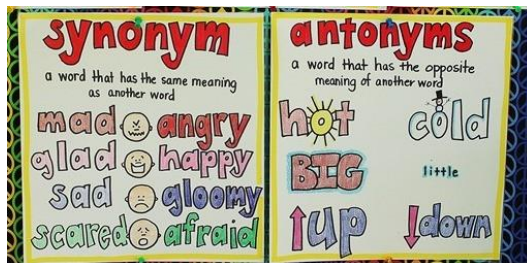


Grammar:

- To use adjectives of degree to compare nouns.



- To explore varied sentence structures with synonyms and antonyms.
- Preposition of place and time



For example: We had bread, jam, eggs, oats and milk for breakfast.

Encourage your child to look at commas used in stories.

Discuss how commas are used to separate words or lists in sentences.

Encourage your child to highlight the speech marks and note how they are written at the beginning and the end of sentences.

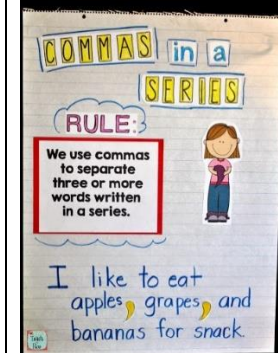
Share with your child that an adjective can be used to make comparisons.

For example:

- James is **tall**
- His sister Jill is **taller** than him.
- Their dad is the **tallest** in the family.
- The words **tall, taller and tallest** are the degrees of comparison of the adjective -tall.

Share with your child the importance of synonyms and antonyms.

Discuss the difference between synonyms and antonyms.



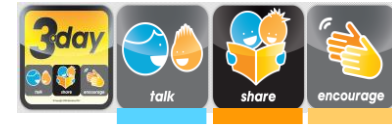
[Degrees of comparison- Adjectives](#)

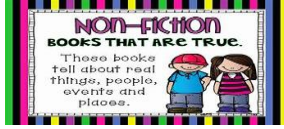
[Prepositions of time - word search](#)



The Winchester School

Year 3 Family Learning Newsletter February 2022-23



	<ul style="list-style-type: none"> • To be able to organize paragraphs around a theme • To explore the similarities and differences between a fiction and an information text (nonfiction). 	<p>Encourage your child to write a few lines around a theme using some features of an information text.</p> 	<p>Information text elements</p> <ol style="list-style-type: none"> 1. What is it? Informational Writing for kids 2. Choosing an interesting topic 3. Plan for writing a non-fiction topic 4. Writing introduction of information text 5. Writing a draft of information text 6. Writing a closing of information text
<p>Numeracy-Measurement_Mass</p>	<p>To know the relationship between kilograms and grams</p>	<p>Talk to your child about the relationship between kilograms and grams and their use in daily life. Then, play a game of “I Spy” with your child, with a focus on weight. For example, you might say “I spy with my eye an object that weighs 2g” or “I spy with my eye an object that is heavier than a kg.” Then have your child predict which object you’ve</p>	<p>Basics of Mass</p> <p>All about Mass</p>



To solve word problems involving real life weights.

The Old Recipe Riddle

Look at this old recipe that was found in the bottom of one of your kitchen cupboards. Some sections of the ingredients are missing. Use the clues you are given to complete the list of ingredients and their quantities.

1kg _____

40g of sugar

_____g of flour

2 _____ of yeast

27g of blackcurrants

_____g of sultanas

2kg _____g of raisins

_____kg 950g of apricots

1. The name of one ingredient is missing from the list. It is margarine. How much margarine is used in the recipe?
2. There was 54 g of blackcurrants and sultanas, in total, added to the recipe.
3. If someone added 40 g of flour and all the apricots to the mix they would have added 5kg 990g altogether.
4. Between the yeast and the blackcurrants there was 60 g of ingredients added.
5. Using the ingredients and their quantities can you guess what this recipe might be used to make?
6. Can you write a method (set of instructions) for how the ingredients could be used to make this?

chosen by estimating and check the prediction with a scale. Have your child write down the objects and their measurements. Then, switch roles!

Share items such as fruits, vegetables and pasta and let your child weigh. Have him/her hold an object in the hand and guess how much it might weight before putting it on the scale. Examples: How much two apples will weight as opposed to one apple, or how much a cup of cooked pasta will weight as opposed to dry pasta.

Challenge

A florist orders a box of flowers. The gross net is 12kg. The box contains 2.5kg of white roses, 3750g of lilies and 3kg and 720g of daisies. What was the mass of the flowers?

Challenge 1: Convert your answer to grams only.

Challenge 2: Convert your answer to kilograms only.

Challenge 3: What is the mass of the box?



Share, Talk and Encourage –Give five or six containers and ask your child to estimate, measure and record their measurements. Now tell them to compare their readings and find out the difference between the capacity of any two containers.



1 kilogram = 1000 grams

[Mass Word problem](#)

[Metric Units of Weight](#)



The Winchester School

Year 3 Family Learning Newsletter February 2022-23



Measurement- Capacity

Measurement- Capacity (l and ml):

To know the relationships between liters and milliliters; choose and use appropriate units to estimate, measure and record measurement.

Container	Bottle	Glass	Cup	Mug
Estimate				
Measurement				

To read scales to the nearest 100 ml and also to know how many ml are equal to $\frac{1}{2}$, $\frac{1}{4}$, $\frac{3}{4}$, and $\frac{1}{10}$ of 1 litre.


To add and subtract capacities using liters and ml.

Encourage your child to record the measurements of a coffee cup, glasses, a large juice container, a medicine cup and a teaspoon. Ask your child to share the capacity of each and compare the capacity of all the containers.

Challenge

Capacity Investigation


- You have 2 cups. When one cup is full it holds 500ml, when the other cup in full it holds 300ml.
- Neither cup has any markers on it so you can only use full cups.
- You cannot use half cups or any other estimated amounts.
- Using the full 500ml and 300ml cups, can you make each of these amounts?
- There may be more than one solution. An example has been done for you.



- A. 100ml =
- B. 200ml =
- C. 300ml =
- D. 400ml =
- E. 500ml =
- F. 600ml =
- G. 700ml =
- H. 800ml =
- I. 900ml =
- J. 1000ml = 500ml + 500ml = 1000ml

[Capacity Countdown](#)



<p>Science</p>	<p><u>Bones and Skeletons - Muscles</u></p> <p>To identify and understand the importance of muscles in our body.</p> <p><u>Keeping Healthy</u></p> <p><u>Balanced Diet</u></p> <p>To recollect the terms and facts on staying healthy and having a balanced diet.</p> <p><u>Go, Grow and Glow Food</u></p> <p>To justify the choices of food for different age and lifestyle.</p> <p><u>Personal Hygiene and Being Active</u></p>	<p>Talk how bones would not move correctly if the muscles won't work together as a team.</p> <p>Share with the children the types of muscles found in the human body and list the function of the same.</p> <p>Encourage the children to taste the food varieties kept in a plate/lunchbox as per their nutrition values.</p> <p>Motivate the child to consume these food types by involving them to study its effect on their body. A quiz on matching these names will assist the child to associate the food groups to its types and hence its importance.</p> <p>Quiz the child on the definite routine habits that they need to follow by reminding them about their body parts</p>	<p>Keeping Healthy</p>  <p>How Your Muscles Work</p> <p>How Do Our Bodies Move</p> <p>Muscles - Live worksheet</p> <p>Go Grow and Glow Food</p> <p>Balanced Diet - Video</p> <p>Balanced diet worksheet (liveworksheets.com)</p> <p>Eating habits 2 worksheet (liveworksheets.com)</p>
-----------------------	--	---	--



The Winchester School

Year 3 Family Learning Newsletter February 2022-23



	<p>To examine the role of personal hygiene in maintaining a healthy body.</p> <p>To analyze the importance of exercise in our body.</p>	<p>with their personal hygiene to it.</p> <p>Participate in an exercising activity with your child so that they understand and recollect the importance of how the body movements are either directly or indirectly connected to the mind on a day to day basis. This understanding will boost their physical energy and their mental confidence.</p>	<p>Nutrients in food and healthy habits worksheet (liveworksheets.com)</p> <p>Healthy habits</p> <p>Easy and simple exercises</p>
Arabic for Arabs	<p>*فكر في حياتك :</p> <p>أن يفسر التلميذ المفردات الجديدة في النص المعلوماتي . أن يقرأ التلميذ النص قراءة سليمة خالية من الأخطاء . أن يوضح التلميذ الأعمال الابتكارية التي يمكن أن يقوم بها . أن يطرح التلميذ أسئلة عن الفكرة الرئيسة والفكر الفرعية في النص مبدئياً رأيه في المضمون.</p> <p>* أسلوب العطف :</p> <p>أن يميز التلميذ أسلوب العطف . أن يحدد التلميذ حروف العطف ودلالاتها . أن يفرق التلميذ بين المعطوف – المعطوف عليه .</p> <p>* هتيا نعمل :</p> <p>أن يفسر التلميذ المفردات الجديدة في النص . أن يطرح التلميذ أسئلة عن الفكرة الرئيسة والفكر الفرعية في نصوص شعرية ، مبدئياً رأيه في المضمون . أن يحدد التلميذ بعض الجمليات في النص . أن يميز التلميذ بعض الأساليب الإنشائية والخبرية .</p>	<p>يستطيع السيد ولي الأمر أن يساعد الطالب عن طريق:</p> <p>مساعدة الطالب على استخدام الكلمات الجديدة في تعبيراته داخل المنزل. مساعدة الطالب على القراءة السليمة للنصوص المدروسة . مساعدة الطالب في الربط بين خبراته ومعلوماته السابقة وبين ما يتعرفه من معلومات جديدة. مساعدة الطالب في الحديث مستخدماً أسلوب العطف. مساعدة الطالب في البحث عن أبيات شعرية تحوي أسلوب العطف . حث الطالب على الاجتهاد في عمله . يمكن لولي الأمر الدخول من خلال الرابط المرفق لموقع قناة اللغة العربية والتربية الإسلامية الخاص بمدرسة ونشستر ومتابعة التسجيلات الخاصة بالدروس ومشاركتها مع التلميذ وتدوين ما تعلمه في دفتره المدرسي.</p>	<p>منصة عصافير للقراءة</p> <p>قناة اللغة العربية والتربية الإسلامية بمدرسة ونشستر</p>
Arabic for Non-Arabs	<p>Places Around Me</p>		<p>Asafeer reading platform</p>



The Winchester School

Year 3 Family Learning Newsletter February 2022-23



	<p>To distinguish between different places. To create sentences about the different places. To describe Dubai using new vocabulary and adjectives. To express opinion about different places. To compare between two places. Clothes shop To make sentences about the clothes shop. To know the difference between colors with masculine and feminine. To express opinion on clothes. To compare between the four seasons.</p>	<p>In every new lesson, we provide new words with its meanings. Help your child to memorize them and use them in sentences of his/her own. Help your child to link between the picture and the word. Ask your child to draw the places and clothes and describe them. Go through the links on the Arabic YouTube channel so that you can help your child learn more at home about the topic.</p>	<p>Arabic and Islamic YouTube Channel</p>
<p>Islamic for Arabs</p>	<p>التسامح أن يستنتج التلميذ مفهوم التسامح في الإسلام أن يحلل التلميذ مجالات التسامح أن يدلل التلميذ من القرآن والسنة على فضل التسامح في الإسلام</p> <p>أبو بكر الصديق أن يستنتج التلميذ صفات سيدنا أبو بكر الصديق أن يشرح التلميذ دور سيدنا أبو بكر في الدعوة أن يدلل التلميذ على أهمية صحابة الرسول في الإسلام</p> <p>سورة الفجر أن يبين التلميذ المعنى الإجمالي للآيات الكريمة أن يستنتج التلميذ عاقبة الظالمين . أن يفسر التلميذ بعض معاني الآيات الكريمة .</p>	<p>حث التلميذ على التزام آداب التلاوة الصحيحة. حث التلميذ على الأعمال الصالحة . حث التلميذ على التسامح مع الآخرين . مساعدة التلميذ في الاستماع لسورة الفجر من خلال المصحف المعلم .</p> <p>يمكن لولي الأمر الدخول من خلال الرابط المرفق لموقع قناة اللغة العربية والتربية الإسلامية الخاص بمدرسة ونشستر ومتابعة التسجيلات الخاصة بالدروس ومشاركتها مع التلميذ وتدوين ما تعلمه في دفتره المدرسي.</p>	<p>قناة اللغة العربية والتربية الإسلامية بمدرسة ونشستر</p>



The Winchester School

Year 3 Family Learning Newsletter **February 2022-23**



<p>Islamic for Non Arabs</p>	<p>Conditions and Nullifiers of prayers: To count the conditions of the validity of prayer. To explain the nullifiers of prayer.</p> <p>Tolerance To clarify the concept of tolerance. To explain that tolerance and being the first to forgive is one of the morals of believers.</p> <p>Abu Bakr Assidiq To conclude his status in Islam To summarize his contributions to Muslims. Abu Bakr Assidiq as a caliph</p>	<p>Practice tolerance of Prophet Muhammad every day.</p> <p>Encourage your child to learn the Duaa taught in class.</p> <p>Prompt your child to know the rules and the importance of prayers and the conditions of the validity of prayer.</p> <p>Encourage your child to perform Wudoo for prayer and pray on time.</p> <p>Encourage your child to be a good example of good manners in life.</p> <p>Encourage your child to color the monthly prayer chart and answers in book ISLAM MY WAY OF LIVING and encourage your child to apply obligatory element of Salah.</p> <p>Go through the links on the Arabic and Islamic YouTube channel so that you can help your child learn more at home about the topic</p>	<p>Arabic and Islamic YouTube Channel</p>
----------------------------------	---	---	---





<p>Humanities</p> <p>Geography</p> <p>-</p> <p>The United Kingdom</p>	<h3>Hills and Mountains</h3> <ul style="list-style-type: none">• To name and locate areas of high ground in the UK.• To use maps, atlases, globe to locate areas of high ground in UK.  <h3>Around the Counties</h3> <ul style="list-style-type: none">• To name and locate counties and cities of the United Kingdom.• To use a map to locate some of the counties of the UK. 	<p>Share with your child names of some areas of high ground in the United Kingdom.</p> <p>Encourage your child to research the hills and mountains of the United Kingdom.</p> <p>Talk about the mountain ranges and the highest peaks in each of the four countries of the United Kingdom.</p> <p>Share with your child what a county is.</p> <p>Encourage your child to research some counties on a map of the United Kingdom. For example – The counties Skara Brae and Stonehenge are in and the county London is in.</p> <p>Talk about the counties of the United Kingdom.</p>	<p>Explore UK</p> <p>UK Mountains</p> <p>The video is not available in the UAE but you can read the content and look at the slides.</p> <p>Explore UK</p> <p>Counties Quiz Game</p>
--	---	--	---






The Winchester School

Year 3 Family Learning Newsletter February 2022-23



<p>UAE Social Studies</p>	<p>Famous Places</p> <ul style="list-style-type: none"> To explore the tourist locations in the UAE. To explore the features of special buildings in the UAE.  <p>Malls and Shopping Centres</p>	<p>Talk to your child about the different places in the UAE.</p> <p>Share the reasons why the buildings in UAE are famous.</p>	<p>Famous places in Dubai</p> <p>Key Vocabulary: event, building, tourist</p>
	<p>Centres</p> <ul style="list-style-type: none"> To explore the need for malls and shopping centres. To discuss how companies, make money. 	<p>Talk to your child about the need for visiting malls and shopping centres.</p> <p>Encourage your child to experience buying a pencil or any other article they need with their pocket money in a shop.</p>	<p>Dubai Mall</p> <p>Key Vocabulary: money, profit, sell, cost</p>



<p>Physical Education</p>	<p><u>Throw ball/Service:</u></p> <p>Students will be able to understand the game & how to perform service skills.</p>  <hr/> <p><u>Throwball/Throwing:</u></p> <p>Students will be able to understand how to perform throwing skills.</p> 	<p>Talk and Encourage the children to do the following:</p>  <p>Encourage Children to take part in Throwball Games, practicing more time with wall return services to become master in Servicing skill in Throwball Game.</p> <p>Talk and Encourage the children to do the following:</p>	<p>Useful sites:</p> <p>Throwball Game</p> <p>Throwball</p> <p>Throwball 1</p> <p>Useful sites:</p> <p>Throw ball tournament CFU vs BUNTS DUBAI</p> <p>Throwball Tournament</p>
----------------------------------	---	---	--



Throwball/Catching:

Students will be able to understand how to perform catching skills.



Throwball/Team play:

Students will learn how to play a game with basic rules & will be able to understand of the game.



Encourage children to take part in Throwball Games, practicing more time with wall return throwing or with partner practices to become master in Throwing skill in Throwball Game.

Talk and Encourage the children to do the following:



Encourage children to take part in Throwball Games, practicing more time with wall return

Useful sites:

[How to play Throwball: Basics](#)

[Throw and Catch Skills](#)

[Individual throwing and Catching Challenges](#)

Useful sites:

[Throwball Semifinals Dubai Vs Abu Dhabi](#)

[Throwball Rules and Playing Methods](#)

[Throwball Power](#)



The Winchester School

Year 3 Family Learning Newsletter **February 2022-23**



throwing/catching, individual or with partner practices to become master in catching skill in Throwball Game.

Talk and Encourage the children to do the following:

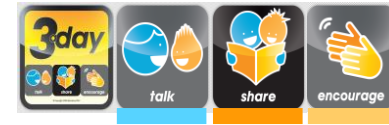


Encouraging Children to take part in Throwball Games, watching the game in YouTube to understand the compete level between the two teams in a throwball match.



The Winchester School

Year 3 Family Learning Newsletter **February 2022-23**





<p>Music (Joyson)</p>	<ul style="list-style-type: none"> Improving child’s confidence and musicality through music rhythm reading for beginners. <p>We explore the relationship between quarter and eighth notes in 4/4 time.</p>	<ul style="list-style-type: none"> Let the child understand the music note value and clap with the notes. Ask the child to perform it with any percussion instrument like maracas, tambourine or recorder. 	<p>Introduction to Rhythm</p>
<p>Music (Sunil)</p>	<p>Learning how to play the song “Mary had a little lamb” on a recorder.</p>	<ul style="list-style-type: none"> Let the child practice at home, even though there will be squeaking. Be an audience, but also check if the child is holding the recorder properly. 	
<p>Music (Kiko)</p>	<ul style="list-style-type: none"> Improving children’s confidence and musicality through actions songs and chanting rhymes. Improving on listening skills and recalling. Playing notes on a recorder. 	<ul style="list-style-type: none"> Encourage the child to sing action songs at home. Ask the child to perform the songs we learned in school. Help the child choose which other songs they know aside from the songs taught in school and let them invent their own singing actions. Encourage your child to practice on the recorder at home. 	<p>Kids songs</p> <p>Music Lesson by Mr. Kiko</p>



The Winchester School

Year 3 Family Learning Newsletter **February 2022-23**



<p>ICT</p> <p>Microsoft Sway</p>	<p>To create Sway presentations by adding slides, text, images, videos and add some animation effects to the objects.</p>	<p>Presentation skills, creativity, organizational skills. Encourage your child to make Sway presentation on the location you are planning to visit on vacation. Guide your child to create a Sway presentation on the Science topic Light and Shadow with images, videos and other objects embedded into it.</p>	<p>Sway for beginners</p>
<p>Moral Education</p>	<p>Being Healthy and Staying well</p> <ol style="list-style-type: none"> 1. Proper food and good health. 2. Sports and a Healthy body. 3. Understanding other people's feelings. 	<p> Talk to your child about the importance of eating healthy and staying well as well as the importance of various sports for a healthy body.</p> <p>Share recipes that are wholesome and have nutrients.</p> <p>Provide opportunities for your child to share his/her feelings through play.</p> <p>Read a story together and ask your child what he/she feels for the character.</p> <p>Encourage your child to do an interactive quiz - 6</p> <p>Basic Nutrients- Quiz</p>	<p>Healthy Eating</p> <p>Healthy Eating: An Introduction</p> <p>Small steps to Healthy you</p> <p></p> <p>Food we need to eat less often</p>