



The Winchester School

Family Learning Newsletter-Year 5- February 2023



Area of Learning	Focus	Home activities / How can you help your child at home	Useful Websites
Literacy	<p>Spellings:</p> <p>Learning Objective: To explore the prefixes: 'uni', 'semi', 'tri', 'fore' and 'mis'</p> <p>To explore the suffix: 'ance', 'age', 'ism' and 'ous'</p> <p>Grammar:</p> <p>Learning Objective: To examine the use of Active and Passive Voice and Direct and Indirect Speech</p> <p>To explore the use of phrases, independent and dependent clauses in a sentence</p> <p>To apply Relative Clauses in sentences</p> <div style="display: flex; justify-content: space-around;"> <div style="border: 2px solid magenta; padding: 5px; width: 45%;"> <p style="text-align: center; font-weight: bold; color: magenta;">Active voice</p> <p>Tells us what a person or thing does. The subject performs the action (verb) on the object.</p> <p style="color: magenta; font-weight: bold;">Subject + verb + object</p> <p>Example:</p> <ul style="list-style-type: none"> • Anna painted the house. • The teacher always answers the students' questions. • Ali posted the video online. </div> <div style="border: 2px solid cyan; padding: 5px; width: 45%;"> <p style="text-align: center; font-weight: bold; color: cyan;">Passive voice</p> <p>Tells us what is done to someone or something. The subject is being acted upon.</p> <p style="color: cyan; font-weight: bold;">Object + verb + subject</p> <p>Example:</p> <ul style="list-style-type: none"> • The house was painted by Anna. • The students' questions are answered by the teacher. • The video was posted online by Ali. </div> </div>	<p>Learn and practice writing spelling lists no. 4,5,6, & 7 in the SPAG Workbook.</p> <p>Discuss, the use of Phrases and Relative Clauses.</p> <p>Ask, the child to refer to magazines or newspaper articles to spot Direct and Indirect Speech and Active and Passive Voice.</p> <p>Practice, the use of Phrases and Clauses in daily conversation.</p> <div style="text-align: center;"> </div>	<p>What are prefixes?</p> <p>Fun Games on Prefixes</p> <p>Relative Clauses Liveworksheet</p> <p>Active versus Passive Voice - YouTube</p> <p>Changing Direct to Indirect Speech worksheet (liveworksheets.com)</p>



The Winchester School

Family Learning Newsletter-Year 5- February 2023



			<p>Phrases and Clauses Worksheet</p>
	<p>Reading Comprehension:</p> <p>Reading Unit 4- Cubs and Brownies to the Rescue (Newspaper Report)</p> <p>Lesson Objective:</p> <p>To define and explain the components of a newspaper report.</p> <p>To explore different types of texts and identify the features of a recount text.</p> <p>To create a new report using their personal experiences and by collecting information from reliable source.</p> <p>To infer and interpret the main idea from the comprehension.</p>	<p>Read the texts from the Collins Comprehension Skills Book:</p> <p>Discuss the meaning of conservation, angler, voluntary, scheme, refuse and dispose.</p> <p>The latest events and achievements in the field of sports, academics that have occurred during the past month in the GEMS Winchester School, Jebel Ali.</p> <p>Together explore the features of newspaper report and analyse the use of facts and opinions in your reports.</p> <p>Scribe a newspaper report on <u>‘Important events that took place in school in the last year’</u> using all the key features and structure.</p> <div data-bbox="920 1050 1308 1305" data-label="Image"> </div> <div data-bbox="1240 1315 1615 1533" data-label="Image"> </div>	<p>Reading Strategies</p> <p>Creating a News Report</p> <p>Features of Newspaper Report worksheet (liveworksheets.com)</p>



The Winchester School

Family Learning Newsletter-Year 5- February 2023



Unit 16: Fiction - The Hedgehog Mystery

To evaluate the main events from the passage.

To collate explicit and implicit meaning from the passage using simple and complex inferences.

To infer and interpret the given passage.

Reading Comprehension Skills:


Text Level:

Matilda – Roald Dahl:

To be able to demonstrate understanding of the novel.

To draw inferences and collect facts that are accurate and justify records with evidences.

To explore and identify the elements of a novel.



Discuss the main events from the comprehension by applying various skills of comprehension.

Ask questions with reference to the text.

Encourage the children to predict the events and provide reasoned justification for their views.

Encourage your child to read books of Roald Dahl. Get them to understand the writing style of the author.

Read other books like “Georges Marvelous Medicine”, “Charlie and the Great Glass Elevator”.

Discuss and analyse the features of Roald Dahl's writing style. Help your child to distinguish between the characters from the novel.

[Roald Dahl: Matilda Wormwood](#)

[Creating Characters: Matilda](#)

[Matilda Characters](#)

[Wordwall: Matilda](#)

[Matilda Film Guide](#)



The Winchester School

Family Learning Newsletter-Year 5- February 2023

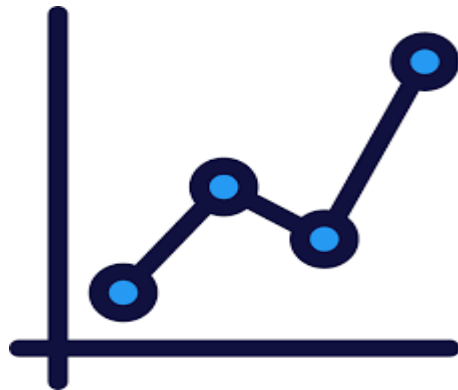


Numeracy

To read, write and convert time between analogue and digital 12- & 24-hour clocks.

To record, interpret and present data using different ways of representing.

Solve comparisons, sum and difference problems using information presented in bar graph and line graph.



Talk to your children about the importance of having 12 hour and 24-hour clocks and the use of am and pm while writing the time. **Encourage** them to find out the real-life examples of using 24-hour clocks.

Talk to your child about bar graphs and line graphs play an important part in our modern lives. Graphs are beneficial because they summarize and display information in a manner that is easy for most people to comprehend. They are used extensively in Sales and marketing, Economics, Business, Psychology, Science and Medicine.

Share that typical examples of the types of data that can be presented using line graphs are monthly rainfall and annual unemployment rates etc.

Encourage your child to prepare a table for numbers of study hours every week and construct the line graph for the same. Ask them to suggest ways to show increase.

Challenge:

This is a graph showing the kilometres travelled over a period of time while riding a bike.

Week	1	2	3	4	5	6	7	8	9	10	11	12
Kilometres	2	4	1	5	3	8	10	6	2	1	3	1

What is the difference between the distance most travelled and the distance least travelled?

This shows how many people visited a skiing chalet throughout the year.

How many people visited **altogether** in the 2 busiest months?

Month	Jan	Feb	Mar	Apr	May	Jun	Jul	Aug	Sept	Oct	Nov	Dec
Frequency	15	12	10	14	8	3	2	2	12	18	18	18

<https://www.topmarks.co.uk/time/teaching-clock>

[bar chart](#)

[interpreting bar graph](#)

[Interpret line graph](#)


iPad application:



<https://uk.ixl.com/math/year-5/interpret-line-graphs>



The Winchester School

Family Learning Newsletter-Year 5- February 2023



<p>Science</p> <p>Investigation Skills</p> <p>Separation techniques</p>  <p>Changes -</p>	<p>Investigation Skills To recap the scientific investigation skills. To follow the steps of investigation to do a fair test.</p> <p>Separation techniques To identify different ways materials can be mixed together. To use sieving, filtering, evaporating and other processes to separate mixtures of materials. To use which processes to separate mixtures.</p> <p>Change – To identify reversible and irreversible chemical changes. To describe the new materials created in irreversible chemical changes.</p> 	<p>Encourage: To think of a question to investigate when you observe around.</p> <p>Talk: Discuss with your child the scientific investigation skills and the steps of investigation to do a fair test.</p> <p>Share: Ask your child to observe and share with you examples of different changes around and why is it happening such as evaporation, dissolving etc.</p> <p>Encourage: To think or talk about when a sieve might not be suitable for separating a solid from a liquid.</p> <p>Talk: Discuss with your child the separating methods of some different insoluble materials using sieves and filters.</p> <p>Share: Ask your child to observe and describe changes of state by investigating melting chocolate.</p>	<p>Investigation Steps</p> <p>https://study.com/academy/lesson/what-is-scientific-investigation-definition-steps-examples.html</p> <p>https://www.etutorworld.com/7th-grade-science-worksheets/scientific-method.html</p> <p>Separation techniques –</p> <p>https://www.bbc.co.uk/bitesize/topics/zcvv4wx/articles/zw7tv9q</p> <p>https://www.youtube.com/watch?v=sgRnDK4CFX4</p> <p>Changes –</p> <p>https://www.bbc.co.uk/bitesize/topics/zkkg87h/articles/zydxmnb</p>
--	--	--	---



The Winchester School

Family Learning Newsletter-Year 5- February 2023



<p>Arabic for Arabs</p>	<p>"القراءة حياة"</p> <p>أَنْ يُفَسِّرَ التَّلْمِيزُ الْمُفْرَدَاتِ الْجَدِيدَةَ مُوَظَّفًا الْقَامُوسَ الْمُصَوِّرَ.</p> <p>أَنْ يُحَدِّدَ التَّلْمِيزُ عَنَّا صِرَ الْقِصَّةِ الْفَنِّيَّةِ: (الشَّخْصِيَّاتِ، وَالْمَكَانَ وَالزَّمَانَ الْعَاطِفَةَ .</p> <p>أَنْ يُجِيبَ التَّلْمِيزُ عَنَ أَسْئَلَةِ الْبِنَصِّ وَيَطْرُحُ أَسْئَلَةً: (مَنْ - مَاذَا - مَتَى - أَيْنَ - لِمَاذَا - كَيْفَ) مُظَهِّرًا فَهْمَهُ لِلنَّصِّ، مُبْدِيًا رَأْيَهُ فِيهِ.</p> <p>نشيد (اقرأ)</p> <p>أَنْ يَشْرَحَ التَّلْمِيزُ الْمَعْنَى الْإِجْمَالِيَّ لِلنَّصِّ الْأَدْبِيِّ.</p> <p>أَنْ يُفَسِّرَ التَّلْمِيزُ الْكَلِمَاتِ مُسْتَعِينًا بِمُرَادِفَاتِهَا وَأَصْدَادِهَا وَسِيَاقِهَا .</p> <p>أَنْ يُصَمِّمَ التَّلْمِيزُ بِطَاقَةَ تَعْرِيفِيَّةً عَنَ الشَّاعِرِ.</p> <p>كتابة نص إقناعي</p> <p>أَنْ يَفْسِرَ التَّلْمِيزُ الْجُمْلَةَ وَالْعِبَارَاتِ الْمُسْتَعْمَلَةَ فِي النُّصُوصِ الْأَدْبِيَّةِ.</p> <p>أَنْ يَسْتَنْتِجَ الْمُتَعَلِّمُ الْعِلَاقَةَ بَيْنَ الْأَحْدَاثِ (أَحْدَاثِ بَسِيطَةٍ مِنْ النَّصِّ).</p> <p>أَنْ يُجِيبَ التَّلْمِيزُ عَنَ أَسْئَلَةِ الْبِنَصِّ وَيَطْرُحُ أَسْئَلَةً: (مَنْ - مَاذَا - مَتَى - أَيْنَ - لِمَاذَا - كَيْفَ) مُظَهِّرًا فَهْمَهُ لِلنَّصِّ، مُبْدِيًا رَأْيَهُ فِيهِ.</p> <p>النحو – أحوال خبر كان وأخواتها</p> <p>أَنْ يَحْدِدَ التَّلْمِيزُ أَرْكَانَ جُمْلَةٍ كَانِ .</p> <p>أَنْ يَقَارِنَ التَّلْمِيزُ بَيْنَ الْجُمْلَةِ الْاسْمِيَّةِ وَجُمْلَةٍ كَانِ.</p> <p>أَنْ يَحْدِدَ التَّلْمِيزُ أَنْوَاعَ الْخَبْرِ فِي جُمْلَةٍ كَانِ.</p>	<p>قراءة بعض القصص المتعلقة ببرنامج اقرأ بالعربية . جمع صور تحمل أشكال المحبة بين المجتمعات مشاهدة فيديو عن أهمية القراءة . تدريب الطالب بالمنزل على بعض الكتابات الوصفية وأيضا كتابة اليوميات يَكْتُبُ الْمُتَعَلِّمُ فِقْرَةً مُضَمَّنًا إِيَّاهَا جُمْلَةً رَئِيسَةً، وَتَفَاصِيلَ دَاعِمَةً، وَجُمْلَةً خَتَامِيَّةً مع الالتزام التام بالمعايير. يُجِيبُ التَّلْمِيزُ عَنَ أَسْئَلَةِ الْبِنَصِّ وَيَطْرُحُ أَسْئَلَةً: (مَنْ - مَاذَا - مَتَى - أَيْنَ - لِمَاذَا - كَيْفَ) مُظَهِّرًا فَهْمَهُ لِلنَّصِّ، مُبْدِيًا رَأْيَهُ فِيهِ يُحَدِّدُ الْمُتَعَلِّمُ بَعْضَ الْأَحْدَاثِ مُسْتَخْلِصًا مَغْزَاهَا، مُعَبِّرًا عَنَ رَأْيِهِ فِيهَا . يمكن لولي الأمر الدخول من خلال الرابط المرفق لموقع قناة اللغة العربية والتربية الإسلامية الخاص بمدرسة ونشستر ومتابعة التسجيلات الخاصة بالدروس ومشاركتها مع التلميذ وتدوين ما تعلمه في دفتره المدرسي.</p>	<p>منصة عسافير للقراءة</p> <p>قناة اللغة العربية والتربية الإسلامية مدرسة ونشستر</p>
<p>Arabic for Non - Arabs</p>	<p>(منطقتي) My area</p> <p>To compare between some places in his/ her country and the Emirates. To compare between two different places in his/ her area. To create a paragraph about his/ her area.</p>	<p>Encourage your child to use the topic vocabulary to practice writing about his favorite celebrity. Encourage your child to memorize his/her new vocabulary about the new topic (My area) the (dictionary). Share videos with your child about some places to help him in comparing between them.</p>	<p>Asafeer reading platform</p> <p>Arabic and Islamic YouTube Channel</p>



The Winchester School

Family Learning Newsletter-Year 5- February 2023



	To create an invitation to visit some places. To describe some places using the preference style	Go through the links on the Arabic and Islamic YouTube channel so that you can help your child learn more at home about the topic.	
Islamic for Arabs	<p>الهجرة</p> <p>أن يبين التلميذ أسباب هجرة المسلمين الي المدينة. أن يوضح التلميذ أهمية الأخذ بالأسباب مع التوكل علي الله. أن يشرح التلميذ مفهوم الهجرة بمعناة العام والخاص. أن يستنتج التلميذ الدروس المستفادة من الهجرة.</p> <p>آداب ركوب المواصلات</p> <p>أن يستنتج التلميذ آداب المواصلات العامة. أن يوضح التلميذ أهمية الحفاظ علي المرفقات العامة.</p> <p>الرفق في الإسلام</p> <p>أن يستنتج التلميذ منهج الاسلام في الرفق في كل شيء. أن يشرح التلميذ صور الرفق المختلفة مع الاستدلال من القرآن والسنة.</p>	<p>مساعدة التلميذ في البحث في سيرة النبي صلي الله عليه وسلم مساعدة التلميذ في البحث عن دوافع النبي للهجرة . مساعدة التلميذ في معرفة نتائج الهجرة النبوية علي الدولة الإسلامية. مساعدة الابن وتشجيعه علي الالتزام بأداب المواصلات العامة. مساعدة الابن في البحث عن أحاديث نبوية شريفة تحثنا علي التحلي بأخلاق الإسلام في التعامل مع العامة. حث الابن علي إبراز صور الرفق واللين من خلال تعامله مع الآخرين. يمكن لولي الأمر الدخول من خلال الرابط المرفق لموقع قناة اللغة العربية والتربية الإسلامية الخاص بمدرسة ونشستر ومتابعة التسجيلات الخاصة بالدرس ومشاركتها مع التلميذ وتدوين ما تعلمه في دفتره المدرسي.</p>	<p>قناة اللغة العربية والتربية الإسلامية بمدرسة ونشستر</p>
Islamic for Non – Arabs	<p>The Holy Quran is my intercessor. (Noble hadith) .</p> <p>To explain the concept of intercession of the Holy Quran on the day of judgment. To conclude the benefits of abiding to the teaching of the Book of Allah for individual and society.</p> <p>The Merciful Heart</p> <p>To explain the guidance of the hadith. To infer different manifestations of Mercy.</p> <p>Al-Isra Wa Al-Mi'raj</p> <p>To explain the truth of the Night Journey and the ascension to Heaven.</p>	<p>Share your child the concept of intercession of the Holy Quran on the day of judgment. List with with your child he benefits of abiding to the teaching of the Book of Allah for individual and society. Share with your child the guidance of the hadith. Speak with your child about the forms of mercy. Talk with your child about the holy event of Al-Isra Wa Al-Mi'raj. Share the given link and conclude what the Prophet Mohamed saw in this journey, and the lessons learned. Share your child the reasons of this journey. Encourage your child to color monthly prayer chart and answers in book ISLAM MY WAY OF LIVING as Encourage your child to apply obligatory element of Salah.</p>	<p>Arabic and Islamic YouTube Channel</p>



The Winchester School

Family Learning Newsletter-Year 5- February 2023



	<p>To identify What the Prophet (P-BH) saw in the Night Journey and the ascension to Heaven.</p> <p>To conclude the lesson derived from the Night Journey and the ascension to Heaven (Al-Isra wa Al-Mii'raj).</p>	<p style="text-align: center;">Go through the links on the Arabic and Islamic YouTube channel so that you can help your child learn more at home about the topic.</p>	
<p style="text-align: center;">Geography</p>	<p>To continue to explore the location of the ancient and new wonders of the world.</p> <p>To continue to explore the natural wonders of North America.</p>	<p>Talk about how wonders of the world have been transformed from ancient times to now.</p> <p>Share with your child the similarities and differences between the wonders of UAE with that of their native country.</p> <p>Encourage your child to explore the natural wonders of North America and compare it to that of the UAE.</p> <p>Key Vocabulary: Wonders of the world, ancient, The Great Pyramid of Giza, The Hanging Gardens of Babylon, Temple of Artemis at Ephesus, Statue of Zeus at Olympia, Mausoleum at Halicarnassus, Colossus of Rhodes, Lighthouse of Alexandria, The Great Wall of China, Petra, The Colosseum, Chichen Itza, Machu Picchu, Taj Mahal, Christ the Redeemer Statue.</p>	<p>https://www.britannica.com/list/new-seven-wonders-of-the-world</p> <p>https://www.pandotrip.com/top-10-natural-wonders-in-north-america-27383/</p> <p>https://www.britannica.com/list/7-wonders-of-america</p> <p>https://www.nationalgeographic.org/encyclopedia/north-america-physical-geography/</p>
<p style="text-align: center;">History</p>	<p>To continue to explore the Olympics in ancient Greek times.</p>	<p>Talk about the Olympic Games- when and where will the next Olympic Games be held? What will you be watching together?</p> <p>Share with your child of the ancient Olympic Games, its purpose and key features.</p> <p>Encourage your child to explore the differences and similarities between the ancient and modern Olympics.</p>	<p>http://www.ancientgreece.com/</p> <p>https://www.bbc.co.uk/bitesize/topics/z87tn39/articles/z36j7ty</p>



The Winchester School

Family Learning Newsletter-Year 5- February 2023








		<p>Key Vocabulary: Olympic Games, primary sources, secondary sources, equestrian, pentathlon, pankration, Olympia, Zeus, legacies.</p>	<p>https://www.ducksters.com/history/ancient_greek_olympics.php</p> <p>https://www.youtube.com/watch?v=VdHHus8lgYA</p>
<p>UAE Social Studies</p>	<p>Producers and Consumers</p> <p>To define Producers and Consumers.</p> <p>To describe the journey of a product from a producer to consumer.</p> <p>To explain that some companies can be both a consumer and a producer.</p> <p>To understand the “buying local” concept.</p> <div data-bbox="412 1075 808 1453" data-label="Image"> <p>Producer A Producer is a person or business that makes goods or provides services.</p> <p>Consumer A consumer is a person or business that buys or uses goods or services.</p> </div>	<p>Talk to your child that one person can be consumer and producer at a same time.</p> <p>Share some real- life examples of local product that you buy.</p> <p>Encourage your child to contribute towards the community by buying local products.</p> <div data-bbox="949 858 1346 1262" data-label="Image"> <p>POSTER PACK goods • services • consumer • producer</p> <p>GOODS An object that can be used to satisfy a need or want.</p> <p>SERVICES An action that someone does to help others.</p> <p>CONSUMER Someone who buys goods or services for themselves.</p> <p>PRODUCER Someone who grows, makes, or provides goods.</p> <p><small>created by Robyn Harrington</small></p> </div> <p>Talk to your child about the meaning of Demand and Supply</p> <p>Share how Supply is the amount of goods available for sale and how Demand is number of people want to buy goods at certain price.</p>	<p>https://www.youtube.com/watch?v=6B2wUpJPTu0</p> <p>https://www.youtube.com/watch?v=VGabTkzruyM</p>



The Winchester School

Family Learning Newsletter-Year 5- February 2023



	<p>Supply and Demand</p>  <p>To explain supply and demand.</p> <p>To determine when goods will be in demand based on Scarcity.</p> <p>To analyse why goods go on sale.</p>	<p>Encourage your child to find out how demand and supply fluctuate and do they interdepend on each other.</p> <p>Together investigate why goods go on sale in the market.</p> <p>Key Vocabulary-</p> <ul style="list-style-type: none"> • Demand • Supply • Available • Scarce • Reputation 	<p>https://www.youtube.com/watch?v=GqeRnxSuLFI</p> <p>https://www.youtube.com/watch?v=yNlfcXQImu0</p>
<p>French</p>	<p><u>Topic 1: La description physique</u></p> <ul style="list-style-type: none"> - To describe self and other's appearance in French <p><u>Grammar:</u></p> <ul style="list-style-type: none"> - To conjugate verb "Être"/ "Avoir" /"porter" in present tense. 	 <div style="border: 1px solid green; padding: 5px; display: inline-block;">Talk</div> <ul style="list-style-type: none"> - Ask the child to describe the appearance of his/her family members. - Ask the child to recall the numbers in French and to read the time.  <div style="border: 1px solid blue; padding: 5px; display: inline-block;">Share</div>	 <p><u>Topic 1: La description physique</u></p> <p>https://www.youtube.com/watch?v=5P7pfc9AXTY</p> <p>https://quizlet.com/639523877/description-physique-flash-cards/</p>



The Winchester School

Family Learning Newsletter-Year 5- February 2023



- Create a presentation or poster to describe self and others appearance using verb " Avoir"/ "porter".



Encourage

Your child to find the new vocabulary and to create their own dictionary then use these words to create their own sentences.



ASK

To keep exploring the links given.

<https://www.youtube.com/watch?v=dMJZ8Qjllrw>
<https://www.youtube.com/watch?v=d4WF8783jNM>



Topic 1/ La description

physique

<https://www.liveworksheets.com/oi424161vo>

<https://www.liveworksheets.com/pc1491898xc>

<https://www.liveworksheets.com/xs1602874vz>

<https://quizlet.com/639523877/test>

<https://quizlet.com/639523877/match>

<https://quizlet.com/639523877/gravity>



The Winchester School

Family Learning Newsletter-Year 5- February 2023



<p>Physical Education Activity -1</p>	<p><u>Volleyball- Under arm Pass (To maintain the rally)</u></p> <p>Aim of the lesson is to improve their ball controlling skills.</p>	<p><u>Talk and Encourage the children to do the following:</u></p> <p><u>Proper warm up</u> The Students will do the proper warm up and will practice under arm pass and play volleyball game with basic rules. Follow the link</p> <p><u>Cooldown</u> After the game students will do proper cooldown activity.</p>	<p>Link1: https://www.youtube.com/watch?v=sztI9YQyIP4</p>
<p>Activity -2</p>	<p><u>Volleyball - Over head Pass (To maintain the rally)</u></p> <p>Aim of the lesson is to improve their Two man passing with different pace.</p>	<p><u>Talk and Encourage the children to do the following:</u></p> <p><u>Proper warm up</u> The Students will do the proper warm up and will practice Passing and play volleyball game with basic rules. Follow the link</p> <p><u>Cooldown</u> After the game students will do proper cooldown activity.</p>	<p>https://www.youtube.com/watch?v=r_8lqOBrzOo</p>
<p>Activity -3</p>	<p><u>Volleyball - Under arm pass and overhead pass.</u></p>	<p><u>Talk and Encourage the children to do the following:</u></p> <p><u>Proper warm up</u> The Students will do the proper warm up and will practice Passing and play I game with basic rules. Follow the link</p> <p><u>Cooldown</u> After the game students will do proper cooldown activity.</p>	<p>https://www.youtube.com/watch?v=sztI9YQyIP4</p> <p>https://www.youtube.com/watch?v=r_8lqOBrzOo</p>
<p>Activity -4</p>	<p><u>Volleyball - Under arm Service (To hit the ball close to the net)</u></p>	<p><u>Talk and Encourage the children to do the following:</u></p> <p><u>Proper warm up</u></p>	<p>https://www.youtube.com/watch?v=kZFbkbqG7J8</p>



The Winchester School

Family Learning Newsletter-Year 5- February 2023



		<p>The Students will do the proper warm up and will practice underarm service and play game with basic rules.</p> <p>Follow the link <u>Cooldown</u> After the game students will do proper cooldown activity.</p>	<p>Game : https://www.youtube.com/watch?v=xOTwe7NkN2A</p>
<p>Music Year 05 (Kiko)</p>	<p>Improving children’s confidence and musicality through singing actions songs and chanting rhymes.</p> <p>Improving on listening skills and recalling.</p> <p>Playing with a recorder</p>	<ul style="list-style-type: none"> • Encourage the child sing action songs at home. • Ask the child to perform the songs we learned in school. • Help the child choose which other songs they know aside from the songs taught in school and let them invent their own singing actions. • <u>Encourage your child to practice recorder at home</u> 	<p>https://www.timeout.com/new-york-kids/music/best-kids-songs https://www.youtube.com/watch?v=jszDCEGWbNo</p>
<p>Music Year 05 (Joyson)</p>	<p>Improving child’s confidence and musicality through music rhythm reading.</p> <p>We take a deeper look at the half note and how it relates to the quarter and eight notes with quarter rest.</p>	<ul style="list-style-type: none"> • Let the child understand the music note value and clap with the notes. • Ask the child to perform it with any percussion instrument like maracas, tambourine. <p>Throughout these videos, steady beat is represented by the boxes, and rhythms are represented as the notes inside the boxes. Counting the number of boxes each note uses is a great way to remember how many beats the note is worth.</p>	<p>(22) Introduction to Rhythm Reading: Stage Three - YouTube</p>
<p>Music Year 05 (Sunil)</p>	<p>Learning how to play the song “Havana” on the recorder</p>	<ul style="list-style-type: none"> • Let the child practice at home, even though there will be squeaking. <p>Be an audience. But better also check if the child is holding the recorder properly.</p>	



The Winchester School

Family Learning Newsletter-Year 5- February 2023



ICT	<p>To use logical functions in excel.</p> <p>To order data using the Sort function and produce a graph to present the data.</p> <p>To plan and calculate a spending budget.</p>	<p>Talk to children about general safety in using a computer and e-safety rules, particularly when accessing and searching the Internet.</p> <p>Encourage good posture when sitting at the computer.</p> <p>Discuss the importance of spreadsheets</p> <p>Spreadsheets are needed in many workplaces and in everyday life, therefore it is a great skill to learn and progress in throughout a child's education. Many places of work use spreadsheets to keep track of things and they're also brilliant to budget and plan our finances for the future.</p>	<p>Wider Learning</p> <p>http://www.primaryresources.co.uk/ict/ict2.htm</p> <p>https://youtu.be/vX-ta6115Cc</p> <p>https://www.tes.com/teaching-resource/excel-spreadsheet-build-up-activity-6289650</p> <p>http://www.bbc.co.uk/keyskills/it/level2/module4/1.shtml</p>
------------	---	--	---