



The Winchester School

Family Learning Newsletter -Year 6- February 2023



Area of Learning	Focus	Home activities/How can you help your child at home	Useful websites
Literacy	<p><u>Figurative devices</u></p> <p>Students will explore the use of different types of figurative devices.</p> <p><u>Poetry– Descriptive Writing</u></p> <p>Students will be able to draft a poem by adding vivid descriptions, rhythm and personification.</p> <p><u>Contrasting Perspectives</u></p> <p>To draft a poem with contrasting perspectives.</p>	<p>Talk about different reading materials they have explored. What are the various types of writing techniques they are aware of. If there is any particular medium of expression they are fond of like poetry.</p> <p>Encourage them to share about a favourite book or poem they have read or heard somewhere. Help them to explore different forms of poetries and try to read and analyse with them. Ask them why do they like a particular poem?</p> <p>Talk to about your interest in reading or listening poetry. Share your experience if you have tried to compose one earlier in your school days.</p> <p>Share some interesting poetry which has vivid descriptions and beautiful images created by the poet. You can tell them about some of the famous poets other than in English literature.</p>	<p>Figurative devices</p> <p>https://www.youtube.com/watch?v=YlfzDvrhzuU</p> <p>Descriptive writing</p> <p>https://languagetool.org/insights/post/style-descriptive-writing/</p> <p>Poetry Descriptive writing techniques</p> <p>https://www.readingrockets.org/strategies/descriptive_writing</p>



The Winchester School

Family Learning Newsletter -Year 6- February 2023



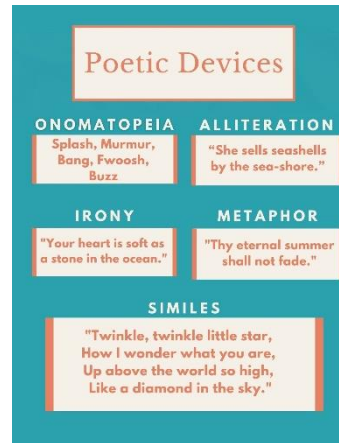
WHAT IS POETRY?

Poetry has certain characteristics that make it special. These include...

- Poetry uses vivid images and descriptive language to 'paint' a picture in the reader's mind.
- Poetry cuts out all the excess words that you might find in prose, creating its magic with a limited amount of text.
- Poetry is normally designed to be read out loud - when you read it, do try to hear it as well.
- Poetry often makes the reader emphasise certain important words, and it usually has a strong rhythm.

Argumentative Text

Discuss with your child on the views and perspectives shared in different ways by the poets on the similar topics. Emphasis the importance of the poem as a media to express the author's voice or point of view



Talk about importance of a healthy conversation. Besides difference of opinions we need to respect each other's point of view. Arguments are good things they provide us with meaningful insights but should be based on logic and facts, not emotion.

Encourage them to be a good listener. Emphasize on how listening helps to get key information on the speaker's point of view. Which helps you to develop your opinion based on your prior knowledge.

<https://quizizz.com/admin/quiz/5873a84a1c7969e60a7b881b/descriptive-writing>

[How to Write a Descriptive Poem](#)

<https://www.youtube.com/watch?v=Vz978By5vil>

[Argumentative Text](#)

<https://www.youtube.com/watch?v=sESFtPyL8Yk>

[What is balanced Argument???](#)

<https://www.youtube.com/watch?v=xEM1AYoSsYQ>



The Winchester School



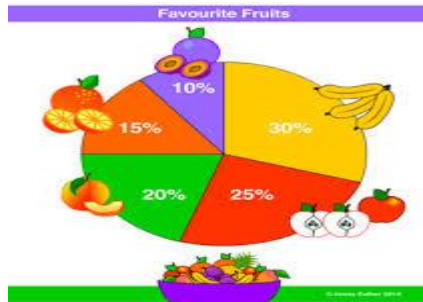
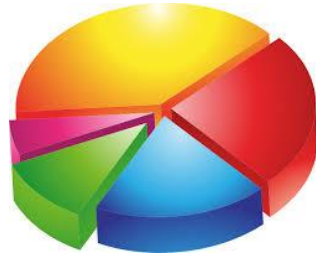
Family Learning Newsletter -Year 6- February 2023

	<p>Students will create a balanced argument giving valid evidence to support their statements using different resources like facts and evidences.</p> <div data-bbox="342 509 747 1073"><p>Argumentative Writing</p><p>Techniques:</p><ol style="list-style-type: none">1. Offers facts, reasons, and evidence to show the author has valid points2. Logic-based3. Acknowledges the opposing claims4. May compare ideas to establish a position5. Presents multiple sides but it is clear which is the author's side6. Always provides evidence with claims<p>Tone: There is a calmer tone of just trying to get the reader to acknowledge the author's side is worthy of consideration.</p></div>	<p>Talk to your child about why arguments happen when people with different opinions put forth their views. Discuss on structure and language features of writing an argumentative text.</p> <p>Share about what crucial role logics and facts play in your argumentative text. How they make an impact on strong arguments. You can make them watch debates to give them exposure on different topics.</p> <p>Discuss on any topic they wish to talk about wherein you can take roles for and against for e.g. topics like on technology a boon or bane? Further motivate them to fit in their views my writing in the structure and language features of an argumentative texts.</p>	<p>Quiz</p> <p>https://quizizz.com/admin/quiz/5cc9ae2eec94c0001fe0baea/argumentative-text-review</p>
<p>Numeracy</p>	<p>To understand and interpret pie charts.</p> <p>To interpret pie charts and solve problems.</p>	<p>Encourage your child to take a survey of your family member's favorite food/ song/ actor/ sport and let them represent their result in a pie chart.</p>	<p>Pie Chart</p> <p>https://www.superprof.co.uk/resources/academic/maths/statistics/descriptive/solutions-to-pie-chart-and-mean-problems.html</p>



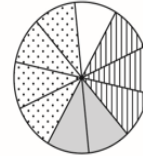
The Winchester School

Family Learning Newsletter - Year 6 - February 2023

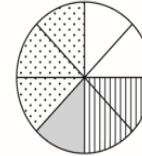


ACTIVITY

Favourite Sports First Primary School



Favourite Sports Last Primary School



Key:

- Tennis
- ▨ Netball
- ▩ Athletics
- ▤ Football

You will need:

- 4 pieces of paper, marked 80, 120, 200, 320
- pencil and paper

What to do

- Choose one of the papers without looking. This number represents the number of pupils in the school.
- Use this number to find out how many pupils prefer each of the sports.
- One person calculates the numbers for First Primary School and one for Last Primary School and then writes three questions for the other person to answer.
- Repeat with a different starting number.

Variation

- Try larger starting numbers but make sure they are divisible by both 8 and 10.

QUESTIONS TO ASK

What is a pie chart?

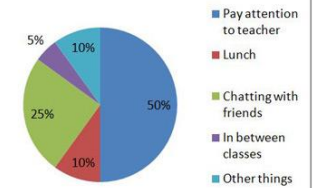
Why is a key necessary for a pie chart? (to explain what each segment represents)

If a pie chart is divided into 8 sectors, what is the angle at the centre of each sector? (45°)

If a pie chart is divided into 20 sectors, what percentage is each sector worth? (5%)

If a pie chart is divided into 12 sectors, what fraction do 2 sectors represent? ($\frac{1}{6}$)

A School Day

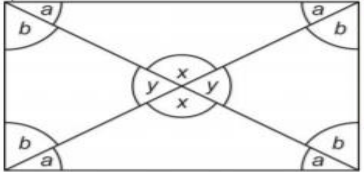




The Winchester School



Family Learning Newsletter -Year 6- February 2023

	<p>To recognize vertically opposite, and find missing angles.</p>	<table border="1" style="width: 100%; text-align: center;"> <tr> <td>Angle x</td> <td>1</td> <td>2</td> <td>3</td> <td>4</td> <td>5</td> <td>6</td> <td>7</td> <td>8</td> <td>9</td> <td>10</td> </tr> <tr> <td></td> <td>100°</td> <td>105°</td> <td>110°</td> <td>115°</td> <td>120°</td> <td>125°</td> <td>130°</td> <td>135°</td> <td>140°</td> <td>145°</td> </tr> </table>  <div style="border: 1px solid black; padding: 5px; margin-top: 10px;"> <p>You will need:</p> <ul style="list-style-type: none"> • pack of playing cards with the picture </div> <p>What to do</p> <ul style="list-style-type: none"> • Turn over a card. This determines the value of angle x. • Both work out the values of y, a and b. • Compare answers. • Repeat. • Continue for 10 minutes. <p>Variation</p> <ul style="list-style-type: none"> • Start with a selection of ten values for angle a, from 15° to 40°, and calculate the angles. <p>QUESTIONS TO ASK</p> <div style="display: flex; flex-wrap: wrap; gap: 10px;"> <div style="border: 1px solid black; border-radius: 10px; padding: 5px; width: 30%;">Describe vertically opposite angles.</div> <div style="border: 1px solid black; border-radius: 10px; padding: 5px; width: 30%;">What size are the other angles in a triangle if one angle is 30°? (30° and 120° or 75° and 75°)</div> <div style="border: 1px solid black; border-radius: 10px; padding: 5px; width: 30%;">What do the angles in a straight line add up to?</div> <div style="border: 1px solid black; border-radius: 10px; padding: 5px; width: 30%;">What do the angles in a triangle add up to?</div> </div>	Angle x	1	2	3	4	5	6	7	8	9	10		100°	105°	110°	115°	120°	125°	130°	135°	140°	145°	<p>Vertically Opposite angles</p>
Angle x	1	2	3	4	5	6	7	8	9	10															
	100°	105°	110°	115°	120°	125°	130°	135°	140°	145°															
<p>Science</p>	<p>Refraction of Light</p> <p>To be able to state that light will change direction when it enters a different transparent Medium.</p>	<p>Talk</p> <p>Talk to your child about the below image and extend their thinking by asking few questions such as.</p> <ol style="list-style-type: none"> 1. What causes the pencil to appear broken? 2. How does the break appear in the water? 	<p>Refraction of light:</p> <p>https://youtu.be/lkv0uZTP_zo</p>																						



The Winchester School

Family Learning Newsletter -Year 6- February 2023



REFRACTION



To understand the process of refraction.



Give them some time to think and let them share their thinking and understanding the questions and the image.

Share

Share real-life examples in line with these topics.
Application of refraction of light in real life.

Encourage

Encourage your child to think beyond his/her understanding and let them research if need be. Please encourage your child to refer to the links provided to refresh their understanding and knowledge of the topics mentioned in the Focus column.

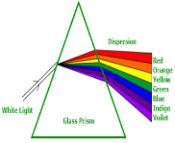
<https://www.youtube.com/watch?v=xBXuUHvANRc>



The Winchester School

Family Learning Newsletter -Year 6- February 2023



	<p>Dispersion of Light</p> <p>To be able to explain how white light is split-up into its component colors.</p>	<p>Talk</p> <p>Talk to your child that the white light is primarily composed of light of different wavelengths (colors) viz. violet, indigo, blue, green, yellow, and red with red having the highest wavelength while violet having the lowest wavelength.</p> <p>Share</p> <p>Share real-life examples in line with this topic. Share some real-life examples of dispersion of light like formation of rainbow after the rain.</p> <p>Encourage</p> <p>Encourage your child to think beyond his/her understanding and let them research if need be. Please encourage your child to refer to the links provided to refresh their understanding and knowledge of the topics mentioned in the Focus column.</p>	<p>Dispersion of Light</p> <p>https://www.youtube.com/watch?v=KCfR_iNsW6k&t=1s</p> <p>https://byjus.com/physics/refraction-and-dispersion-of-light-through-a-prism/</p>
<p>Arabic for Arabs</p>	<p>أوراق تضحك (قصة)</p> <p>أن يحدد التلميذ الفكرة الرئيسة والأفكار الداعمة</p> <p>أن يحلل التلميذ النص تحليلا لغويا .</p>	<p>مساعدة التلميذ في البحث عن لغويات القصة بالمعجم على الإنترنت.</p> <p>مساعدة التلميذ في كتابة ملخص للقصة بالمنزل.</p> <p>مساعدة التلميذ في تحديد التلميذ الفكرة و العاطفة في القصيدة.</p>	<p>منصة عصفير للقراءة</p>



The Winchester School



Family Learning Newsletter -Year 6- February 2023

	<p>أن يحدد التلميذ أساليب الأمر والنهي في الآيات</p> <p>أن يحدد التلميذ علاقات التضاد والترادف بين الكلمات</p> <p>خير الكلام (شعر)</p> <p>أن يحلل التلميذ النص تحليلاً أدبياً .</p> <p>أن يحدد التلميذ أساليب خبرية في القصيدة</p> <p>أن يحدد التلميذ الفكرة و العاطفة في القصيدة .</p> <p>الهمزة المتطرفة على السطر</p> <p>أن يكتب التلميذ كلمات بها همزة متطرفة على السطر</p> <p>أن يحدد التلميذ مواضع كتابة الهمزة المتطرفة على السطر</p> <p>التركيب النعتي</p> <p>أن يميز التلميذ بين النعت والمنعوت في الجملة .</p> <p>أن يوظف التلميذ تركيب النعت مضبوط الآخر في تحدّثه وكتاباتهِ الإبداعية مع الضبط وفقاً لقواعد النحو</p>	<p>مساعدة التلميذ في قراءة القصيدة (خير الكلام) وتحديد الفكرة الرئيسة.</p> <p>مساعدة التلميذ في كتابة كلمات بها همزة متطرفة على السطر مع بيان سبب كتابتها على السطر.</p> <p>تدريبه على إعراب وتوظيف النعت في كتاباته الإبداعية مع الضبط وفقاً لقواعد النحو.</p> <p>يمكن لولي الأمر الدخول من خلال الرابط المرفق لموقع قناة اللغة العربية والتربية الإسلامية الخاص بمدرسة ونشستر ومتابعة التسجيلات الخاصة بالدروس ومشاركتها مع التلميذ وتدوين ما تعلمه في دفتره المدرسي.</p>	<p>قناة اللغة العربية والتربية الإسلامية</p> <p>بمدرسة ونشستر</p>
<p>Arabic for Non Arabs</p>	<p>The weather (الطقس)</p> <p>To use the exclamation, and preference styles with the weather.</p>	<p>Encourage your child to memorize his/her new vocabulary about the new topic the (dictionary). Ask your child to speak and write about the weather in UAE and his country.</p>	<p>Asafeer reading platform</p> <p>Arabic and Islamic YouTube Channel</p>



The Winchester School



Family Learning Newsletter -Year 6- February 2023

	<p>To express the opinion about the weather in different countries. To compare between the weather in UAE and another country.</p>	<p>Share with your child articles about the weather in UAE to help him in talking and writing. Go through the links on the Arabic YouTube channel so that you can help your child learn more at home about the topic.</p>	
Islamic for Arabs	<p>أخلاق حميدة أن يستنتج الطالب مفهوم الصدقة . أن يحلل الطالب مجالات الصدقة . أن يقارن الطالب بين الصدقة والزكاة. أنا متسامح أن يستنتج الطالب مفهوم التسامح. أن يحلل الطالب مجالات التسامح. أن يدلل الطالب على أهمية التسامح من القرآن والسنة. غزوة بدر الكبرى أن يحدد الطالب أهداف الغزوة . أن يبين الطالب أحداث الغزوة. أن يستنتج الطالب الدروس المستفادة من الغزوة.</p>	<p>حث الطالب على ترديد الأدعية اليومية. حث الطالب على التزام أخلاق المؤمن قولاً وفعلاً. توفير فيديوهات عن غزوة بدر من خلال الإنترنت. مساعدة التلميذ في البحث عن أدلة من القرآن والسنة عن التسامح والتحلي بالأخلاق الحسنة. يمكن لولي الأمر الدخول من خلال الرابط المرفق لموقع قناة اللغة العربية والتربية الإسلامية الخاص بمدرسة ونشستر ومتابعة التسجيلات الخاصة بالدروس ومشاركتها مع التلميذ وتدوين ما تعلمه في دفتره المدرسي.</p>	<p>قناة اللغة العربية والتربية الإسلامية بمدرسة ونشستر</p>
Islamic for Non Arabs	<p><u>Lesson 1: The Ease of Islam</u></p>	<p>Encourage your child to memorize the Hadith in Arabic & English.</p>	<p>Arabic and Islamic YouTube Channel</p>



The Winchester School



Family Learning Newsletter -Year 6- February 2023



	<p>To explain the overall meaning of the Hadith.</p> <p><u>Lesson 2: Few Signs of the Hour</u></p> <p>To explain the signs of the coming of the Hour.</p> <p><u>Lesson 3: Battle of Badr</u></p> <p>To Infer the key event of the battle of Bader.</p>	<p>Encourage your child to research about the signs of the last day.</p> <p>Encourage your child to watch the video about Battle of Badr.</p> <p>Encourage your child to color monthly prayer chart and answers in book ISLAM MY WAY OF LIVING as Encourage your child to apply obligatory element of Salah.</p> <p>Go through the links on the Arabic and Islamic YouTube channel so that you can help your child learn more at home about the topic</p>	
<p>Humanities</p> <p>History</p> <p>Geography</p>	<p>To explore life in the Viking times.</p> <p>To explore the Viking writing system.</p> <p>To explore the key rivers of the South America.</p> <p>To explore the key rivers of the world.</p>	<p>Encourage your child to compare Viking life with the life of the Maya.</p> <p>Talk to your child about the different writing system and compare with the one we follow now.</p> <p>Encourage your child to locate the rivers of South America and create a fact file.</p>	<p>Viking life and writing system</p> <p>Vocabulary- Saga, runes, longhouse.</p> <p>Rivers of the world</p> <p>Rivers of South America</p> <p><u>Vocabulary-</u></p>



The Winchester School

Family Learning Newsletter -Year 6- February 2023



		<p>Share with your child the location of key rivers of the world.</p>	<p><u>Tributary, discharge</u></p>
<p>UAE Social Studies</p>	<p>Trade Routes in Classical Times. -To explore the development of trade routes.</p> <p><u>Key vocabulary:</u> spice, incense, frankincense, caravan, trading posts</p> <p>The Roman Empire. -To explore the geographical extent of the Roman Empire.</p> <p><u>Key vocabulary:</u> empire, cart, paved, pedestrian, concrete.</p>	<p>Talk with your child about the importance of trade and trade routes to the UAE.</p> <p>Share with your child how the desert people like the Nabateans were able to use their local knowledge of the desert to prosper.</p> <p>Encourage your child to explain how land transport started thousands of years ago and why it was important for an empire.</p> 	 <p>The Incense Route</p> <p>The Nabateans</p> <p>The Roman Empire</p> <p>Roman- Road- System</p> <p>Ancient civilization in the Arabian Desert</p>



The Winchester School

Family Learning Newsletter -Year 6- February 2023



French

Topic: La Nourriture


- To describe different meals.

-To Talk about prices and quantities of food and packaging.

Grammar:

-To conjugate verb "boire "and verb " manger" in present tense.

- To use partitive articles with food and drinks.



- To your child about different meals.
- Create a dialogue with your child "in the restaurant" to learn how to order food and how to ask and pay the bill in French .



Your child to find the new vocabulary and to create their own dictionary.
Help your child to use these words to create their own sentences.



Topic: La nourriture

<https://www.youtube.com/watch?v=8yJqtdodr7Q>

<https://www.youtube.com/watch?v=Ssn92-BSnGY>

<https://www.youtube.com/watch?v=GzmhzU4uzZI&t=2s>

https://www.youtube.com/watch?v=xvjPoZ_VCy4

<https://www.youtube.com/watch?v=Gj2h2wTmfHQ>

Grammaire :

Le verbe boire

<https://www.youtube.com/watch?v=IVKBYCbztI>



The Winchester School

Family Learning Newsletter -Year 6- February 2023



Your ideas with the child to create a ppt / poster/leaflet about different meals in French



To keep exploring the links given.

Le verbe manger

<https://www.youtube.com/watch?v=IVKBXYCbztI>

Les articles partitifs

https://www.youtube.com/watch?v=6edld_vN7VA



Vocabulary

<https://quizlet.com/54365859/5/gravity>

<https://quizlet.com/54365859/5/match>

<https://quizlet.com/54365859/5/test>



The Winchester School

Family Learning Newsletter -Year 6- February 2023



			https://quizlet.com/36797148/6/les-nombres-1-100-flash-cards/ https://quizlet.com/36797148/6/test https://quizlet.com/36797148/6/match https://quizlet.com/36797148/6/gravity
Physical Education			
Activity -1	Volleyball – Underarm pass	<u>Talk and Encourage the children to do the following:</u>	<u>Useful sites:</u>
Activity - 2	Volleyball – Overhead pass	<u>Proper warm up</u> The Students will do the proper warm up and will practice sports day events and skills with basic rules.	<u>Links:</u> https://www.youtube.com/watch?v=wmgT_Pi91S8
Activity - 3	Volleyball – Underarm service	Follow the links for the skills and rules	https://www.youtube.com/watch?v=GX49gLS6piU
	Volleyball – Overhead service	<u>Cooldown</u> After the game students will do proper cooldown activity.	https://www.youtube.com/watch?v=kZFbkbaG7J8



The Winchester School

Family Learning Newsletter -Year 6- February 2023



Activity - 4			https://www.youtube.com/watch?v=oO44w6NFpl4
Music Year 06 (Kiko)	Improving children's confidence and musicality through singing actions songs and chanting rhymes. Improving on listening skills and recalling. Playing with a recorder	Encourage the child sing action songs at home. Ask the child to perform the songs we learned in school. Help the child choose which other songs they know aside from the songs taught in school and let them invent their own singing actions. <u>Encourage your child to practice recorder at home</u>	https://www.timeout.com/new-york-kids/music/best-kids-songs https://www.youtube.com/watch?v=breyIWfW4TQ
Music Year 06 (Joyson)	Improving child's confidence and musicality through music rhythm reading We take a look at dotted quarter notes, single eighth notes, and the eighth rest. We also get to see our	Let the child understand the music note value and clap with the notes. Ask the child to perform it with any percussion instrument like maracas, tambourine.	(22) A Guide to Rhythm Reading: Intermediate Rhythms Part 1: Dotted Quarter/Single Eighth Notes - YouTube



The Winchester School



Family Learning Newsletter -Year 6- February 2023


	beats split in half, adding a new challenge to our rhythm reading!	Throughout these videos, steady beat is represented by the boxes, and rhythms are represented as the notes inside the boxes. Counting the number of boxes each note uses is a great way to remember how many beats the note is worth.	
Music Year 06 (Sunil)	Learning how to play the song “UAE national anthem” on recorder	Let the child practice at home, even though there will be squeaking. Be an audience. But better also check if the child is holding the recorder properly.	
ICT	<p>Topic Computational Thinking</p> <p>Identify Algorithms</p> <p>Solve problems using decomposition</p> <p>Explain how we get computers to do what we want.</p> <p>Differentiate between algorithms, code and computer programs</p> <p>Evaluate how algorithms can be represented as written descriptions, flowcharts and code</p> <p>Identify the flowchart symbols and use these to develop a flowchart</p>	<p>Empower children with the confidence needed to tackle ambiguous problems</p> <p>Dance Moves Explain to children that they will make up a dance routine and create the instructions for the family to follow.</p> <p>JAZZY JIGSAWS Encourage children to assemble jigsaw puzzle and think about the strategy that they would adopt in order to solve your puzzle.</p> <p>What do they need?</p> <p>Jigsaw puzzle or Print a jigsaw of their choice, with artwork from Nintendo, SEGA and Ubisoft</p>	<p>Computational Thinking in K-9 Education (researchgate.net)</p> <p>Bringing Computational Thinking to K12 (acm.org)</p> <p>Defining Computational Thinking for Math and Science (northwestern.edu)</p> <p>http://www.bbc.co.uk/education/guides/zp92mp3/revision</p>



The Winchester School



Family Learning Newsletter -Year 6- February 2023


		<p>What do they learn?</p> <p>Logical reasoning, problem solving, algorithmic thinking, decomposition, abstraction, generalization, evaluation</p> <p>⇒⇒⇒ DOWNLOAD HERE</p>	
<p>Moral Education</p>	<p>Theme: Personality and morals.</p> <p>Unit: Taking Responsibility for Oneself and Others</p> <p>- To recognize the factors that affect self-confidence and self-respect and understand how to develop resilience</p> <p>- To present and discuss ideas about identity and how the attitudes and actions of others can affect individual's sense of self-worth positively or negatively.</p> <p>Key vocabulary:</p> <p>Responsibility: Performing duties, sharing, cooperating and aiding others in the family, school and community.</p>	<p>Talk to your child to create an awareness of the needs of others, including vulnerable groups (such as the elderly) and provide practical support and consideration and support</p> <p>Encourage your child to present and discuss ideas about identity and how the attitudes and actions of others can affect individual's sense of self-worth positively or negatively.</p> <p>Share with your child the real-life examples where people take responsibilities and how each member in the family can practice self-responsibility.</p> <p>Activity: Household work is our responsibility.</p> <p>The family meets together in order to discuss responsibilities in the house.</p>	<p>www.moraleducation.ae</p> <p>https://www.goodcharacter.com/elementaryschool/being-responsible/</p> 



The Winchester School



Family Learning Newsletter -Year 6- February 2023

	<p>Self-responsibility: Setting goals for success and self-realization in personal, educational and professional life.</p> <p>Taking responsibility: Recognizing one's obligations and willingly fulfilling them.</p> <p>Perseverance: Continually conducting work and trying until the objective is achieved.</p>	<p>Everyone draws a list of tasks that should be conducted in the house.</p> <p>On a piece of coloured paper, each family member writes down the tasks they will perform.</p> <p>Family members discussed the tasks assigned to each of them, and vote on whether the individual's performance is good or needs to be improved.</p> <p>Family members provide suggestions to improve the performance of an individual who does not do well.</p> <p>Every family member undertakes to carry out their responsibilities by signing the main list of tasks.</p>	
--	---	--	---