

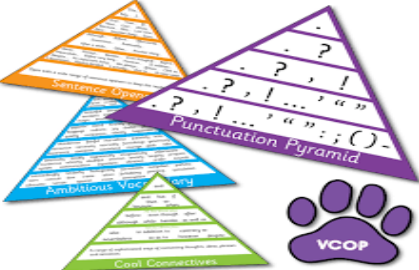




Area of learning	Focus	Home activities/How can you help your child at home	Useful website
<p>Literacy</p>	<p>Spelling: Lesson Objective:</p> <ul style="list-style-type: none"> To add the suffixes ‘anti’ and ‘auto’, ‘anti’ stands for ‘against’ and ‘auto’ stands for ‘self’ or ‘own.’ To spell words with the <u>/k/</u> sound as ch Rule: Sometimes words that have the k sound are spelled with a ch  <p>Punctuations:</p> <ul style="list-style-type: none"> To use joined handwriting except where other special forms are required. To use basic punctuations to mark grammatical boundaries like commas and full stops are used to join and separate clauses; to identify in their 	<p>Talk and encourage the children to do the following: Discuss the rules for different spellings as mentioned in the FLN. Elicit examples from children. Now try the LOOK. COVER SAY WRITE. Try few from the spelling list. While reading books encourage your child to make note of new words and their spellings especially by adding the suffixes sensibly.</p> <p>Punctuations</p> <p>Discuss the importance of using Punctuation marks and how it can be used in different ways. For example Comma can separate a list of actions E.g.: "He hit the ball, dropped the bat, and ran to first base." Encourage them to make a sentence using the words from spelling list using suitable punctuation marks.</p> <p>Encourage your child to become aware of different parts of speech and their usage in writing.</p>  <p>Through interactive games help the children revise the use parts of speech, different types of sentences and explore phrases and clauses.</p>	<p>spell Check</p> <p>Spelling Practice</p> <p>https://www.education.com/worksheets/spelling/</p> <p>words-with-ch-pronounced-k-video</p>  <p>Punctuations Games 1</p>

writing which is more effective.

Grammar:



- To be able to identify and parts of speech in writing.
- To write different types of sentences .
- To explore phrases and clauses.

Text Level:

Pupil Book 4: Comprehension:
Unit 1: Page4; Unit4: Page 13.
Unit 5: Page: 16.

Students to read and infer from the texts mentioned.

Novel : The Owl Who Was Afraid Of The Dark: Learning Objective

- To read and understand the Novel from the author’s point of view.
- To identify the purpose of the text.
- To make predictions about the next part of the story.
- To talk about what the character is feeling from the writer’s choice of words.
- To respond to the text.

Clause	Phrase
A group of words that contains a subject and a verb.	A group of words without a subject-verb component.
Independent clause → makes sense on its own as a sentence. E.g. I went to school.	Noun phrase e.g. best friend. Verb phrase e.g. was working. Adjective phrase e.g. very pretty. Adverb phrase e.g. really slowly.
Dependent clause → doesn't make sense on its own as a sentence. E.g. Although I wasn't feeling well, I went to school.	Prepositional phrase e.g. in the bin.

Types of Sentences

Declarative - a statement
I have a basketball game tonight.
I just finished reading that book.

Interrogative - a question
Will you come to my game?
Have you ever read this book?

Exclamatory - an exclamation
We won the game!
This is the best book I have ever read!

Imperative - a command - request
Please come and watch me play.
Read this amazing book!

Encourage your child to read Fiction.
Story Telling: Become a story teller and ask questions related to characters, their feelings, different settings and the plot of the story.
Discuss the use of language by the author and check children’s understanding of the language.

Ask questions with reference to the text.
Encourage them to suggest ideas for **creating** their own version of adventure stories.

The Owl Who was Afraid of the Dark

Plap scared

These are the characters in the book:

Mummy
Daddy
boy
girl
old lady
astronomer

fun kind necessary wonderful

exciting beautiful super

Try to start your sentences with these words:

Suddenly Next After Finally

Other words you could use:

free thump hunting dark flew Father Christmas



Spellings The Owl Who Was Afraid Of The dark

The Owl Who was Afraid of the Dark

Plap scared

These are the characters in the book:

Mummy
Daddy
boy
girl
old lady
astronomer

fun kind necessary wonderful

exciting beautiful super

Try to start your sentences with these words:

Suddenly Next After Finally

Other words you could use:

free thump hunting dark flew Father Christmas



This presentation is brought to you by **Grammar Bytes!**
 ©2017 by Robin L. Simmons.

[Grammar Practice](#)

[Grammar Gorillas](#)

<https://www.bbc.co.uk/bitesize/topics/zwwp8mn>

<https://www.brainpop.com/games/sortifypartsofspeech/>

<https://www.education.com/game/parts-of-speech-sorting/>

<https://mrswarnerarlington.weebly.com/types-of-sentences.html>

<https://www.bbc.co.uk/bitesize/articles/z7b3trd>

<https://www.youtube.com/watch?v=Ajv1xFgqEjw>

<https://www.youtube.com/watch?v=vU4nbXKVOT8>

Big Write Topics:

Informal Letter; Newspaper Report; Interview writing/ Dialogue Writing

Informal Letter Writing:

To explore the key elements of an Informal Letter.

To independently write an informal letter.

Newspaper Report:

- To analyse and identify the features of a recount text.
- To write a newspaper style report.

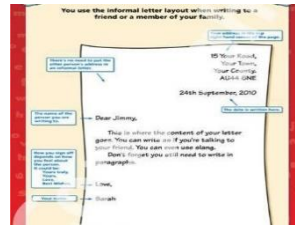
Interviewing a Character:

While reading, students closely examine the different characters in a novel by keeping journal entries, meeting for group discussions, and using an online graphic organizer. They will be creating an interview-style television show in which students write the script and assume the roles of the television host and the characters on the show. Questions can be about events from the novel as well as other topics that were not explicitly covered in the novel.

**Moral Education link-
Unit 1- Equality and Appreciation**

Discuss the key elements and structure of informal letter.

<https://www.readingrockets.org/article/introduction-letter-writing>







Encourage your child to read newspaper articles.

While you read simple articles in newspapers and ask questions like who, what, where, when. **ENCOURAGE** your child to look out for the answers.


SHARE the concepts of fact and opinion with your child. And identify examples for each in a newspaper report.

Cut out newspaper articles and highlight words and phrases that are based on facts and opinion.



Discuss the importance of

appreciation and gratitude with your child and **encourage** the



<https://www.wordwall.net/en-gb/community/informal-letter-writing-structure>

<https://www.bbc.co.uk/bitesize/topics/z2yycdm/articles/z2gk9qt>

<https://schools.firstnews.co.uk/blog/journalistic-writing/features-of-a-newspaper-report-ks2/>

<https://ministryofstories.org/schools/learning-resource/character-interviews/>

<https://www.ministryofstories.org/schools/learning-resource/character-interviews/>

1.5 Appreciation and Gratitude

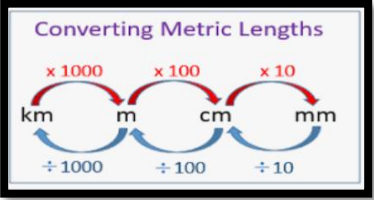

students to write note of appreciation to friends, families, community helpers, teachers. **Encourage** your child to share thoughts on equality and appreciation. **Discuss** the importance of these moral values and how it can be applied in real life.



The Winchester School

Year 4 Family Learning News Letter – January 2023



Area of learning	Focus	Home activities/How can you help your child at home	Useful website
Numeracy	 <p>To estimate, measure and compare weights using standard metric measure - kilograms and grams, lengths and capacity</p> <ul style="list-style-type: none">• To read and interpret intervals and divisions of different scales - kilograms and grams, lengths, capacities. <p>To read and understand metric units of length.</p> 	<p>Talk to the children about weight of an object and that it is recorded as grams and kilograms in the metric system, measuring lengths of different objects using m and cm, liquids measured in l and ml.</p> <p>Share your experience in the supermarket with your child. Look at the weight of a pack of biscuits or cookies, how many l or ml milk or juice bottle is etc...</p> <p>Encourage your child to estimate the weight of different items. Estimate-how much will a bag of 6 apples, 10 oranges or 12 bananas weigh? Let them check for the exact weight. Ask them to read the weighing scale. Similarly hide the weight shown on sugar/ flour/ washing powder carton. Can they guess the weight? Let them compare the weights of two or more items.</p> <p>Challenge:</p> <p>Kieron has three cats of different weights. The first and second weigh 7kg altogether. The second and third weigh 8kg altogether. The first and third weigh 11kg altogether. What is the weight of each cat?</p>	<p>Measures https://mathsframe.co.uk/en/resources/resource/87/itp-measuring-scales</p> <p>Measurement relating metric units</p> <p>Word-problem on measuring mass</p> <p>Word-problem on measuring length</p> <p>Word-problem on measuring capacity</p> <p>i-Pad applications:</p> <p>Reading Scales</p>

•To solve word problems involving–
measure
(weight), length,
capacity.



Science

States of Matter

To explore the properties and compare the arrangements of particles of 3 states of matter.

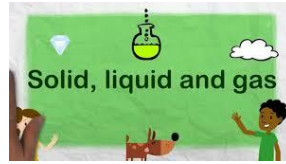
To recognize that matter changes from one form to another which can be reversed.

To explore the Water cycle.

Talk about the 3 states of matter (solid, liquid and gas) and their properties.

Share about how these properties can be investigated. E.g.: Pouring water into different containers to see it acquires their shape. Spraying perfume in one corner of the room to see that it spreads in the whole room.

Encourage them to initiate a few enquires on the properties of matter. E.g.: ‘Why is sand a solid, when it flows like a liquid?’



Talk about how heat can affect different states of matter thus causing change in their physical properties.

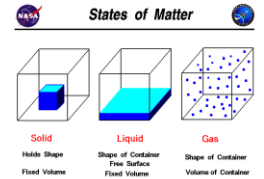
Share real life examples about the effect of heat on solids, liquids and gas. E.g. Ice (solid) melts when heated to form water (liquid) and vice versa. Mixture of milk and sugar is frozen to make ice-cream.

Encourage them to read and find information on Melting, Freezing, Boiling and Condensation. Also factors that affect Evaporation.

Talk about the importance of the Water cycle.

<https://www.chem.purdue.edu/gchelp/atoms/states.html>

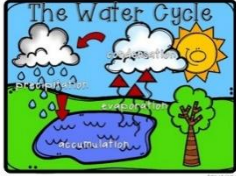
<https://www.youtube.com/watch?v=yjJ3eSD77zE>





<https://www.youtube.com/watch?app=desktop&v=GuKT6F9u2A>

<https://www.youtube.com/watch?v=EwzKYTfHFbo>

Independent activity:
What sort of clouds are visible in the sky today?

		<p>Share how there is dew formation on the cars during the night, ask them to relate it to any other situations, like – ice cream or juice cans removed from the fridge and left out for some time have water droplets.</p> <p>Encourage them to read and find information on the Water cycle and the processes involved in it.</p> 	<p>Clouds can be many shapes and colours – the type of weather associated with each type of cloud is different too. Children can look at Clouds to discover more.</p> <p>Type of cloud is different too. Children can look at Clouds to discover more.</p>
Area of Learning	Focus	Home activities/How can you help your child at home	Useful Websites and Vocabulary
Humanities History	<p>Boudicca’s Rebellion To explore how the Roman empire affected different people.</p>	<p>Talk with your child about why the Romans built new roads in Britain and the impact that this had on the development of Britain.</p> <p>Share with your child about Boudicca’s Rebellion.</p> <p>Encourage your child to research about the Boudicca Rebellion.</p>	<p>Who was Boudicca? - BBC Bitesize</p> <p>Boudica - Wikipedia</p>
UAE Social Studies	<p>1. Natural, Capital and Human Resources</p> <p>2. Conservation of Resources</p>	<p>Encourage your child to research about how natural, human and capital resources work together to provide people with goods and services.</p> <p>Share with your child the importance of conserving resources.</p>	<p>https://www.youtube.com/watch?v=b8uJQP08yq0</p> <p>Vocabulary: human resources, capital resources, goods, services.</p> <p>https://www.youtube.com/watch?v=abuouxwRe4</p>

Music Year 4 (Mr.Joyson)	recorder using notes G A B	Let the child practice at home, even though there will be squeaking.	 (22) VMM Recorder Song 3: Au Clair de la Lune - YouTube
-------------------------------------	----------------------------	--	--

Physical Education	<p><u>Soccer/Passing & Receiving:</u> Students will be able to Pass and Receive the ball in playing situations.</p>  <p><u>Soccer/Dribbling and Shooting:</u> Students will be able to travel with the ball in playing situation and will get good ball control.</p> <p><u>Soccer/Heading & Goalkeeping:</u> Students will be able to demonstrate Heading / Goal Keeping techniques and transfer these in to game situations.</p>	<p>Talk and Encourage the children to do the following:</p>  <p>Encouraging Children to take part in soccer Games, call to receive, avoid obstacles, either side of the cone circle passing etc... Game.</p> <p>Talk and Encourage the children to do the following:</p> <p>Encouraging Children to take part in Soccer Games, practicing below drills will become master in that game</p> <ul style="list-style-type: none"> •In & Out •Rhomboid •Beat the Players & Shoot •Relay Race 	<p>Useful sites:</p> <p>https://www.youtube.com/watch?v=Bq7BNW-oK-0</p> <p>https://www.youtube.com/watch?v=Yp03RpfU2bY</p> <p>https://www.youtube.com/watch?v=gedaCw79SIY</p> <p>Useful sites:</p> <p>https://www.youtube.com/watch?v=pdPO5liRAw</p> <p>https://www.youtube.com/watch?v=JVIB7yXOr0</p>
---------------------------	--	--	--



Soccer/Team play:

Students will learn how to play a game with basic rules & will be able to understand of the game.

•Opponents Ball Out"

Talk and Encourage the children to do the following:



Encouraging Children to take part in Soccer Games, practicing more time with "

•Offensive & Defensive

- Throw, Head, Catch
- Keep It Up
- Run In & Head
- Choose Your Path
- Up & Down"

Talk and Encourage the children to do the following:



Encouraging Children to take part in Soccer Games, watching the game in YouTube to understand the compete level between the two teams in a Soccer match.

<https://www.youtube.com/watch?v=kmmDtmfgos0>

Useful sites:

<https://www.youtube.com/watch?v=QK19XTJuDvY>

www.youtube.com/watch?v=DiKHxu94k

<https://www.youtube.com/watch?v=xVUXT9daqJw>

Useful sites:

<https://www.youtube.com/watch?v=rxslQS6KTS4>

<https://www.youtube.com/watch?v=Jh2Ofwqftno>

<https://youtu.be/ABUOPj5ARPA>

<p>Arabic for Arabs</p>	<p>ياسمين وزهرة دوار الشمس أن يقرأ التلميذ النص قراءة سليمة . أن يحدد التلميذ الفكرة الرئيسة والأفكار الفرعية في النص. أن يميز التلميذ الحوار الداخلي والحوار الخارجي بالقصة . أن يصيغ التلميذ نهاية جديدة للقصة . *الجملة الفعلية : أن يميز التلميذ بين الجملة الاسمية والفعلية . أن يحدد التلميذ أركان الجملة الفعلية . أن يوظف التلاميذ الأفعال الثلاثة في كتابة جمل فعلية . ألف الوصل وهمزة القطع في الاسماء : أن يميز التلميذ ألف الوصل وهمزة القطع في الاسماء . أن يصيغ التلميذ فقرة مستخدمًا ألف الوصل وهمزة القطع .</p>	<p>استخدام بعض الألعاب التعليمية للمساعدة على فهم الجملة الاسمية. مساعدته في جمع شواهد عن الجملة الفعلية. يساعده في وصف بعض الأحداث موظفًا الجملة الفعلية. يمكن لولي الأمر الدخول من خلال الرابط المرفق لموقع قناة اللغة العربية والتربية الإسلامية الخاص بمدرسة ونشستر ومتابعة التسجيلات الخاصة بالدروس ومشاركتها مع التلميذ وتدوين ما تعلمه في دفتره المدرسي.</p>	<p>منصة عسافير للقراءة قناة اللغة العربية والتربية الإسلامية بمدرسة ونشستر</p>
<p>Arabic for Non-Arabs</p>	<p>Jobs and Careers To distinguish between the jobs and careers. To describe the jobs and careers using the new vocabulary. To compare between the different jobs and careers. To create a paragraph about the jobs and careers. To express his opinion about the jobs and careers.</p>	<p>In every lesson, we provide the students with new words with their meanings to help your child memorize and use in sentences of his/her own. Ask your child to speak about his favorite job. Go through the links on the Arabic YouTube channel so that you can help your child learn more at home about the topic.</p>	<p>Asafeer reading platform Arabic and Islamic YouTube Channel</p>

<p>Islamic for Arabs</p>	<p>حمد الله على نعمه أن يستنتج التلاميذ فضل حمد الله وشكره. أن يعدد التلاميذ نعم الله على المسلم. سورة الغاشية أن يوضح التلاميذ المعنى الإجمالي للسورة أن يتلو التلاميذ الآيات تلاوة صحيحة . أخلاق المتقين أن يوضح التلاميذ مفهوم تقوى الله . أن يشرح التلاميذ ما يرشد إليه الحديث الشريف.</p>	<p>يساعد ولي الأمر التلميذ في الآتي: حفظ السورة من خلال المصحف المعلم. حثه على الالتزام بآداب التلاوة. البحث في الشبكة المعلوماتية عن شواهد من القرآن والسنة عن فضل شكر الله على نعمه. يمكن لولي الأمر الدخول من خلال الرابط المرفق لموقع قناة اللغة العربية والتربية الإسلامية الخاص بمدرسة ونشستر ومتابعة التسجيلات الخاصة بالدروس ومشاركتها مع التلميذ وتدوين ما تعلمه في دفتره المدرسي.</p>	<p>قناة اللغة العربية والتربية الإسلامية بمدرسة ونشستر</p>
<p>Islamic For Non-Arabs</p>	<p>Sunan Rwatib. To differentiate between the obligatory prayers and Sunnan rawatib. To find the benefits of some voluntary prayers (nawafil). Good treatment. To infer the good manners in treatment of other. To explain how to respect the elderly and treat of the weak kindly. To explain the status of manners in Islam. The importance and etiquette of obligatory prayers. To mention the importance of obligatory prayers. To learn the proper behavior in prayer. Congregational prayer (Salatul-Jama'ah) To differentiate between Salat-ul-jamaaha, and Salat-ul-Fard. To explain the importance of praying in Jama'ah.</p>	<p>Talk with your child about the different between Sunan Rwatib and obligatory prayer. Share with your child the benefits of performing Sunan Rwatib prayer. Talk with your child how to respect the elderly and treat of the weak kindly. Share with your child important of the obligatory prayer. Talk with your child about the importance of performing obligatory prayer in its time. Share with your child the etiquette of the obligatory prayer and the mosque too. Share with your child the Hadith of prophet Mohamed (P-B-U-H) about the importance of Salat-ul-Jama'ah. Please talk with your child about the importance of going to the mosque to perform Salat-ul-Jama'ah and its benefits. Go through the links on the Arabic YouTube channel so that you can help your child learn more at home about the topic.</p>	<p>Arabic and Islamic YouTube Channel</p>