















Family Learning Newsletter (FS 2) –June 2023

Area of learning	Focus	Home activities/How can you help your child at home	Useful websites
Prime Area Communication and Language	<p>Listening and Attention: Make comments about what they have heard and ask questions to clarify their understanding.</p> <p>Understanding: Demonstrate understanding of what has been read to them by retelling stories and narratives using their own words and recently introduced vocabulary.</p> <p>Speaking: Express their ideas and feelings about their experiences using full sentences, including use of past, present and future tenses and making use of conjunctions, with modelling and support from their teacher.</p>	<p>Share a picture book with a simple story that is appropriate for the age of your child. Read the book aloud, stopping occasionally to ask questions or make comments about what is happening in the story. After you have finished reading, ask your child to summarise the story in their own words. Encourage them to ask questions that will help them better understand the characters, the plot, or the setting. Encourage them to share their thoughts and feelings about the characters and events.</p> <p>Encourage your child to invite his or her friends to join in imaginative play, role-play, or real-life storytelling. Encourage them to talk about what is happening and to act out the scenarios in character. Make sure that children are using appropriate vocabulary during role play and while narrating the stories, which will help them to extend their thinking and vocabulary.</p> <p>During dinner time or any family gathering, encourage your child to share a personal story or experience. It can be something that happened to them recently or a memory from the past. Talk to your child about using the past tense when describing what happened. For example, "Last summer, I went to the beach with my family." Encourage them to use conjunctions, such as "and", "but", or "because", to connect their ideas and make their sentences more complex. Model and support your child in speaking and storytelling as needed, providing feedback and encouragement.</p>	<p><u>Listening and Attention</u></p>  <p><u>Reading with partner</u></p>  <p><u>Dinner table talk</u></p> 

<p>Prime Area</p> <p>Personal, Social and Emotional Development</p>	<p>Making Relationships: Work and play cooperatively and take turns with others.</p> <p>Sense of Self: Explain the reasons for rules, know right from wrong and try to behave accordingly.</p> <p>Understanding Emotions: Show an understanding of their own feelings and those of others, and begin to regulate their behaviour accordingly.</p>	<p>Provide play activities that encourage cooperation and collaboration, such as parachute activities and ring games. Support your child if they find it difficult to share. Talk to your child and make them understand what items belong to them and what belongs to everyone. One of the best ways to show a child the benefits of sharing and working together is to have them participate in fun and cooperative activities that they can enjoy.</p> <p>Talk to your child about the reasons for rules and why they are important part of social and emotional development. Encourage your child to make house rules that can be followed by everyone in the house. For example: when cleaning up their own room, follow the house rules. This rule includes things like completing homework before screen time, brushing teeth before bedtime, and eating meals together as a family. Use good manners: This rule includes saying "please" and "thank you", not interrupting others when they're speaking, using a polite tone of voice, etc. When setting house rules for your child, it's important to involve them in the process and explain the reasons behind each rule.</p> <p>Encourage your child to draw out pictures of various facial expressions that represent different emotions, such as happy, sad, angry, scared, and surprised. Cut out each picture and place them face down on a table or the floor. Have the child pick up a picture and identify the emotion it represents, then talk about what might cause someone to feel that way. Encourage the child to share times when they have felt that way and how they coped with those emotions.</p> <p>Read books with your child that explore different emotions and their causes. Discuss the character's feelings and how they deal with them. This can help your child develop empathy and perspective-taking skills.</p>	<p><u>Play cooperatively</u></p>  <hr/> <p><u>House rules</u></p>  <hr/> <p><u>Understanding Emotions</u></p> 
---	--	--	--

<p>Physical Development</p>	<p>Moving and Handling: Move energetically such as running, jumping, dancing, hopping skipping and climbing.</p> <p>Heath and Self-care: Manage their own basic hygiene and personal needs, including dressing, going to the toilet and understanding the importance of healthy food choices.</p>	<p>Encourage your child to move like different animals, such as a frog, crab, or bear. They will hop like a frogs, walk like bears etc. Create an obstacle course using objects around the house, such as chairs, pillows, and blankets. Include activities that require energetic movements, such as jumping over pillows, crawling under chairs, and climbing over blankets. Time the child as they go through the course, and encourage them to beat their own time.</p> <p>Talk about the importance of cleanliness and personal hygiene, emphasising the need to brush our teeth before going to bed, wash our hands before eating, comb our hair regularly, and keep our nails trimmed.</p>	<p><u>Indoor Obstacle Course</u></p>   <p><u>Health and Self-care</u></p>
<p>Specific Area Literacy</p>	<p>Reading Read aloud simple sentences and books that are consistent with their phonic knowledge, including some common exception words.</p> <p>Stories Toy Story Handa's Surprise By Eileen Browne Commotion in the ocean by Giles Andreae</p> <p>Writing: Write simple phrases and sentences that can be read by others.</p>	<p>Share and read words, sentences, and simple books. Provide varied texts and encourage your child to use all their skills, including their phonic knowledge to decode words.</p> <p>Encourage your child to read along with you and sound out any unfamiliar words. After reading, discuss the story and ask the child to retell it in their own words.</p> <p>Encourage your child to create their own stories using their phonic knowledge. This will help them to develop their creativity and language skills.</p> <p>Encourage your child to make up their own stories by looking at picture books or books with simple words and sentences. Share and read books about sea animals their reasons for opinion.</p> <p>Share a picture with your child and encourage them to write a simple sentence or phrase that describes what is happening in the picture.</p> <p>Provide words for a story starter, such as "Once upon a time, there was a magical forest." Encourage them to write a simple sentence or phrase that continues the story.</p>	 <p><u>Handa's Surprise</u></p>  <p><u>Commotion in the Ocean</u></p>  

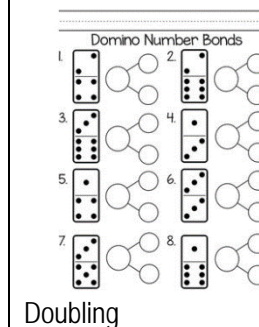
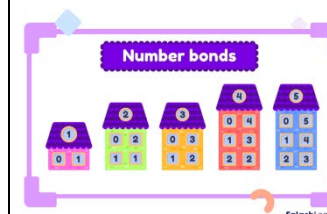
High frequency words- can, are, had, into, this, that, but be, like, so, not, then, go, do, when, there, them, then, this, with, out, so, one, do, could, would, should, you.





Encourage your child to write 5 or 6 six lines about their family, school and summer holidays.

Phase 2	Phase 3	Phase 4	Phase 5
at	he	will	the
the	they	was	are
and	had	them	all
with	in	near	than
big	on	the	was
it	you	also	but
so	go	into	had
we	an	for	be
are	as	by	they
of	off	down	are
had	up	over	was
with	in	the	was
and	for	the	was

Automatically recall (without reference to rhymes, counting or other aids) number bonds up to 5 (including subtraction facts) and some number bonds to 10, including double facts.

Encourage your child to use mental math to solve the problem, and then check their answer by counting out the apples or using manipulatives.



Understanding the World	People and Communities Know some similarities and differences between different religious and cultural communities in this country, drawing on their experiences and what has been read in class; The World Explain some similarities and differences between life in this country and life in other countries, drawing on knowledge from stories, non-fiction texts and – when appropriate – maps.	Provide opportunities for your child to meet, mingle, or invite friends of different cultures and communities for a gathering, or visit different parts of the local community to share their experiences. Share the world maps and globes and encourage to explore different countries and continents. Encourage your child to find countries that are similar to and different from their own in terms of geography, climate, and culture. Share stories from other cultures that highlight the similarities and differences in the way people live.	 Maps and Globes 
Expressive Art and Design	Creating with Materials Make use of props and materials when role playing characters in narratives and stories. Being Imaginative and Expressive: Perform songs, rhymes, poems and stories with others, and when appropriate try to move in time with music.	Encourage your child to make a puppet theatre and props by using recycled paper or fabric. Set up a box or basket filled with various props that relate to the characters in a particular story. Participants can select items from the box that help them embody the character they are playing. During family gathering play music and encourage all the members of your family to dance, pause the music and have them freeze in place. This game encourage your child to listen to the music and move in time with it, as well as developing self-control and attention skills.	 
Coming Up Events-			
Global Day of Parents FS2 - Graduation Week World Environment Day World Food Safety Day World Ocean Day International Day of Yoga End of Year PTM Last day of Term for Students Eid Break		Thu, 1st June 2023 Mon, 5 th - Fri, 9th June Mon, 5th June 2023 Wed, 7th June 2023 Thu, 8th June 2023 Wed, 21st June 2023 Sat, 24th June 2023 Mon, 26th June 2023 Tue, 27th – Fri, 30th June 2023	