



The Winchester School

Family Learning Newsletter (Year 1) – JUNE 2023



Area of learning	Focus	Home activities - help your child at home.	Useful websites
Literacy	<p><u>Grammar</u></p> <p>1. To add the suffix 'ing' to the root word.</p> <p>2. To add prefix un/re at the beginning of the root word.</p>	<p>Talk to your child about prefixes and how it changes the meaning of any word when it is placed before and after any word.</p> <p>A root word is a basic word with no prefix or suffix added to it (a prefix is a string of letters that go at the start of a word; a suffix is a string of letters that go at the end of a word). By adding prefixes and suffixes to a root word we can change its meaning.</p> <div style="display: flex; justify-content: space-around; align-items: center;"> <div style="text-align: center;"> <p>Suffix</p> </div> <div style="text-align: center;"> <p>Prefix</p> </div> </div>	<p>Trigraph - ore v sound</p> <p>Capitalisation</p> <p>PREFIX AND SUFFIX SONG</p> <p>REPORT WRITING</p> <p>RHYMING WORDS</p>
	<p>Text Level</p> <p>Recap - Report</p>	<p>SHARE that a report is a text that describes and provides information on something.</p>	

To use terms 'fiction' and 'non-fiction', noting some of their differing features, e.g. layout, titles, contents page, use of pictures, labelled diagrams. To understand the features and characteristics of a simple report.

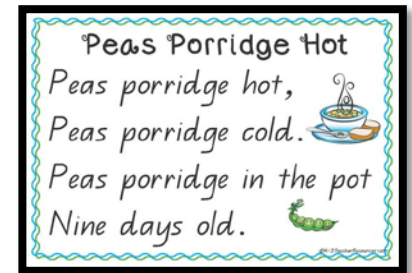
Rhymes and poems

To read a variety of poems.
To compare and contrast preferences in poems.
To use poems or parts of poems as models for own writing, e.g. by substituting words or elaborating on the text

ENCOURAGE your child to collect information from computers, laptops, I pads etc..... and write a report about UAE or your home country. Remind them to use typical report characteristics: a title, subheadings, descriptive information sentences, use of topic- specific vocabulary, and labels and captions.

Read a poem to your child. **ENCOURAGE** your child to shout stop when they hear a pair of rhyming words. Each time your child shouts stop talk about the rhyming words they have identified. Write a rhyming sentence. Read it together and identify the pair of rhyming words. Underline the end sound in each word and **SHARE** that these letters produce the same sound in each word - that is why they rhyme. Write 'cat in the flat'. Read together; identify the pair of rhyming words.

ENCOURAGE your child to identify letters that produce the same sound in each word (at) and underline them. Explain that he/she will need to think of pairs of rhyming words to use in a phrase, so that rhyming poem can be created. The rhyming phrase needs to include an animal, like the examples you have looked at together as a class. Show some examples: dog in the bog; horse in the gorse; bear at the fair; snake in the lake; bat on the hat



Numeracy

Topics based on GAP Analysis Term 3:

To estimate, measure and compare weight using uniform, nonstandard units of measurement.

To describe position, direction and movement, including whole, half, quarter and three-quarter turns.

To solve problems involving money.

Talk: After shopping in the supermarket, talk to your child about checking the weight labels and ask him/her how to weigh the fruits and vegetables. Ask your child to compare and estimate the weight of items you have purchased. E.g.: Are the apples heavier than the lemons? How many cubes heavy are the apples?

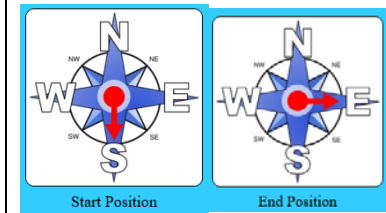
Encourage your child to show time after taking quarter turn. Example: If the time is 12 O'clock what will the time be after taking a quarter turn? What will the big minutes hand point to? Ask if the time is half past 4 now, after taking three-quarter turns where will the big minutes hand point to?

Challenge your child by asking further if we take three quarter turns anti-clockwise now then where will be the big minutes hand point to?

Draw any object or letter and then check/record their positions after taking a whole, a half, a quarter or a three-quarter turn clockwise and anti-clockwise.

Encourage your child to buy grocery with you and read the price tags. Let them make a list of 6 things they need to buy from the supermarket and pick up those items in a trolley. Later let them add the amount and find out the total cost and the change they will get from AED 100.

[weight](#)





[Whole, half, quarter turns](#)

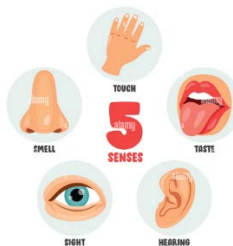


[word problems-money](#)



[time word problem](#)

	<p>Revisit of topics from Term1 and Term 2</p> <p>To read and show time in hour and half.</p>	<p>Challenge time</p> <p>35 children are going camping. In one tent 5 children can sleep. How many tents will the children need to take?</p> <p>Share with your child what you can do, in half an hour or in one hour during the day. Using a homemade/toy clock, show the time at 3 O'clock and half past 3. Can your child now tell you where the hour (small) hand will point and where the minute (big) hand will point at half past 7? Repeat with different times. Discuss that half past 7 can also be written as 7:30. Talk to them about the difference between an analog and digital clock.</p>	
Science	<p>Seasons:</p> <p>To observe changes across the four seasons, and observe and describe weather associated with the seasons and how day length varies</p>  <p>To gather and record data to help in answering questions.</p>	<p>EXPLORE, RESEARCH and SHARE information on changes across seasons.</p> <p>Let the child describe seasons with the appropriate changes in weather.</p> <p>ENCOURAGE your child to describe how day length varies in different seasons.</p> <p>ENCOURAGE your child to TALK about How do the changing seasons affect us. What do we feel like. Is it light or dark outside when we get up and when we get home from school?</p> <p>EXPLORE different changes during different seasons like color of the leaves, type of tree/flowers and record.</p>	<p>https://www.youtube.com/watch?v=8Zjpl6fgYSY</p> <p>https://www.youtube.com/watch?v=pycK4q8SCz8&t=29s</p> 

	<p>Five Senses:</p> <p>To investigate the senses and the impact they have on food choices.</p> <p>To describe how our sense of touch helps us to learn about the world around us.</p>	<p>Based on the observation, SHARE information, suggest and record what happens when the season changes.</p> <p>Explore the different senses and related sense organs.</p> <p>Encourage your child to identify different sense organs and its importance in knowing our surroundings.</p> <p>ENCOURAGE your child to TALK about the use of different sense organs and how will you take care of them.</p>	 <p>https://www.youtube.com/watch?v=O_asUNWNQGG</p> <p>https://www.youtube.com/watch?v=tLFT5WMB_M</p>
<p>Arabic for Arabs</p>	<p>حديقة الحيوان – النحلة والفراشة</p> <p>أن يميز التلميذ بين الجملة الاسمية والفعلية .</p> <p>أن يكتب التلميذ جملاً مركباً.</p> <p>أن يقرأ التلميذ جملاً مركباً.</p> <p>أن يربط التلميذ بين الجمل التي تمّ تعلمها لتكوين فقرة جديدة.</p> <p>أن يصف التلميذ صوراً مختلفة بشكل صحيح.</p>	<p>مساعدة الابن على نطق كلمات بصورة صحيحة.</p> <p>مساعدة الابن على كتابة جمل بشكل صحيح.</p> <p>مساعدة الابن في جمع صور للأحداث والصور التي تعلمها.</p> <p>مساعدة الابن في إعداد معجم صغير للكلمات التي تعلمها مرفق بصور عن الكلمات التي تعلمها.</p> <p>إملاء الجمل التي تمّ تعلمها بصورة دورية.</p> <p>ربط الكلمات بحياته اليومية من خلال البحث في ألبابه أو داخل البيت وخارجه ويعبر عنها بجمل اسمية وفعلية.</p> <p>يمكن لولي الأمر الدخول من خلال الرابط المرفق لموقع قناة اللغة العربية والتربية الإسلامية بمدرسة ونشستر وتدوين ما تعلمه في دفتره المدرسي.</p>	<p>منصة عصفير للقراءة</p> <p>قناة اللغة العربية والتربية الإسلامية بمدرسة ونشستر</p>

<p>Arabic for Non Arabs</p>	<p>Fruits (الفواكه)</p> <p>To use the verb with (I – he – she – we).</p> <p>To describe the fruits using the correct adjectives.</p> <p>To use the colours in sentences about the fruits.</p> <p>To make sentences using some connectives (بينما - ثم) (then – while).</p> <p>To create correct words out of letters.</p>	<p>Ask your child to speak about fruits.</p> <p>Ask your child to describe his favourite fruits.</p> <p>Print and make the Alphabets as a booklet.</p> <p>Find some Arabic books about the letters in the markets</p> <p>Watch Arabic cartoon.</p> <p>Draw or print some pictures and find the meaning of these words in Arabic using google or Arab friend.</p> <p>Go through the links on the Arabic YouTube channel so that you can help your child learn more at home about the topic.</p>	<p>Arabic and Islamic YouTube Channel</p>
<p>Islamic for Non Arabs</p>	<p>Chapter 2 : Surat Al Ikhlas</p> <p>To recite Surat Al-Ikhlas according to Tajweed rules.</p> <p>To find out the importance of Surat Al-Ikhlas.</p> <p>To give the general meaning of Surat Al-Ikhlas.</p> <p>The best among you the one who learn Al-Quran and teach it to the others.</p> <p>To recite the honorable Hadeeth and explain it.</p>	<p>Please encourage your child to memorize the honorable Hadith.</p> <p>Encourage your child to learn the Duaa taught in class.</p> <p>Encourage your child to memorize Surat Al- Ikhlas.</p> <p>Practice Surat Al Fatiah, Al Nas and Surat Al Ikhlas every week with your child.</p> <p>Encourage your child to learn the Duaa taught in class.</p> <p>Go through the links on the Arabic and Islamic YouTube channel so that you can help your child learn more at home about the topic.</p>	<p>Arabic and Islamic YouTube Channel</p>

<p>Islamic for Arabs</p>	<p>سورة قريش أن يتلو الطالب السورة تلاوة صحيحة. أن يفسر الطالب مفردات السورة. أن يوضح الطالب المعنى الإجمالي للسورة. قرآني حياتي أن يميز الطالب أهمية تعلم القرآن. أن يوضح الطالب ثواب تعلم وحفظ القرآن. أن يذكر الطالب ثواب قراءة القرآن . الرحمة أن يستنتج الطالب أهمية الرحمة. أن يعدد الطالب أوجه الرحمة. أن يستنتج الطالب ثواب الرحمة.</p>	<p>يساعد ولي الأمر الطالب في حفظ السورة من خلال المصحف المعلم . حث الطالب وتشجيعه على حفظ القرآن الكريم. مساعده على مشاهدة فيديوهات تعليمية عن الرحمة. يمكن لولي الأمر الدخول من خلال الرابط المرفق لموقع قناة اللغة العربية والتربية الإسلامية الخاص بمدرسة ونشستر ومتابعة التسجيلات الخاصة بالدروس ومشاركتها مع التلميذ وتدوين ما تعلمه في دفتره المدرسي.</p>	<p>قناة اللغة العربية والتربية الإسلامية بمدرسة ونشستر</p>
-------------------------------------	---	--	--

Geography

Physical and Human Geography

To explore the dangers of weather.



Physical and Human Geography

Our Frozen Planet

To explore the human/physical geography of a cold area of the world in the context of the Arctic. the human/physical geography of a cold area of the world in the context of the Arctic.



Talk to your child about few ways in which the weather can be dangerous to us.

Share with your child some of the things that 'extreme' weather can do to our surroundings

Encourage your child to use computing to design a poster campaign to help people look after themselves in very hot weather.

Key Words:

Dangerous/danger, extreme, flooding, drought, hurricane, blizzards, heatwave, protect.

Talk to your child about the difference between 'hot' and 'cold' climates and begin to know where they are located in the world.

Share with your child few facts about the Arctic.

Encourage your child to use ICT tool to research about the Arctic animals, Arctic people, Scientists and Explorers, Arctic homes, Transport, Food, Arctic weather, Frozen features: snow, snowflakes, icebergs, seas

Key Words:

Cold, Climate, Arctic, North Pole, South Pole, Antarctic, Equator, Inuit.

<https://www.youtube.com/watch?v=O5a6yHSI0L0>

<https://www.youtube.com/watch?v=udRNUBHbE0o>

<https://www.youtube.com/watch?v=BpBtRmTmbqQ>

<https://www.youtube.com/watch?v=CjrtWArJ4gg>

<https://www.youtube.com/watch?v=SDfc8SBYNnM>

<https://www.youtube.com/watch?v=b-9xDztBhzE>

<https://www.youtube.com/watch?v=NGFcw3tv9aY>

<https://www.youtube.com/watch?v=DXxzjmCFwTI>

UAE Social Studies	To list some rights and responsibilities of the individual in relation to other members of a social group (e.g. cleaning up toys, caring for a pet)	<p>Talk to your child about the importance of cleaning and tidying.</p> <p>Encourage your child to tidy their bed and clean up their toys.</p>	https://www.youtube.com/watch?v=Yzv0gXqoCkc https://www.youtube.com/watch?v=gPq7wzGEiqE
Physical Education	<p><u>First Week:</u> <u>Snake and ladders:</u> During playing snake and ladders, the focus is on to develop mental attention, counting and calculations.</p> <p><u>Second Week:</u> <u>Snake and ladders:</u> During playing snake and ladders, the focus is on to develop mental attention, counting and calculations.</p> <p><u>Third Week:</u> <u>Sports Quiz:</u> During sports quiz the focus is on to develop the knowledge of sports and games rules and regulations and current affairs of sports.</p>	<p><u>Talk and Encourage the children to do the following:</u></p> <ol style="list-style-type: none"> 1. Calculations 2. Additions <p><u>Talk and Encourage the children to do the following:</u></p> <ol style="list-style-type: none"> 1. Calculations 2. Additions <p><u>Talk and Encourage the children to do the following:</u></p> <ol style="list-style-type: none"> 1. Currents affairs of sports 2. Rules and regulations of sports 	<p><u>Useful sites:</u> www.pecentral.org https://www.youtube.com/watch?v=zXD9LaFpn0I www.pecentral.org https://www.youtube.com/watch?v=zXD9LaFpn0I</p>

	<p><u>Fourth Week:</u> <u>Sports Quiz:</u></p> <p>During sports quiz the focus is on to develop the knowledge of sports and games rules and regulations and current affairs of sports.</p>	<p><u>Talk and Encourage the children to do the following:</u></p> <ol style="list-style-type: none"> 1. Currents affairs of sports 2. Rules and regulations of sports 	
Music Year01 (Kiko)	<ul style="list-style-type: none"> • Improving children's confidence and musicality through singing actions songs. • Listening to different instrument sounds 	<ul style="list-style-type: none"> • Let the children sing action songs at home. • Ask the child to perform the songs we learned in school. • Help the child choose which other songs they know aside from the songs taught in school and let them invent their own singing actions. 	https://www.youtube.com/watch?v=di8Fq2zzaWU
Music Year01 (Joyson)	<ul style="list-style-type: none"> • Improving child's confidence and musicality through singing actions songs 	<ul style="list-style-type: none"> • Let the children sing action songs at home. • Ask the child to perform the songs we learned in school. 	The Pinocchio Super Simple Song The Planting Song –
Music Year01 (Sunil)	<ul style="list-style-type: none"> • Read and play Musical notes with the help some words (Bee, Glow- worm, Butterfly and caterpillar) 	<ul style="list-style-type: none"> • Let the Children play the rhythm with the help of words by clapping (Bee, Glow- worm, Butterfly and caterpillar) • Ask the child how to play Music with the help of (Bee, Glow- worm, Butterfly and caterpillar) by clapping 	
ICT	<ul style="list-style-type: none"> • To research using a search engine. • To research information 	<ul style="list-style-type: none"> • Explore and Research about animals using Google Search. • ENCOURAGE your child to use different 	https://www.youtube.com/watch?v=6PnT6KKdO4M

	<p>about a given topic using a search engine.</p> <ul style="list-style-type: none">•To use different web browsers to research on topics and add images and contents.	<p>web browsers to find information about Hot and Cold countries.</p>	
--	---	---	--