
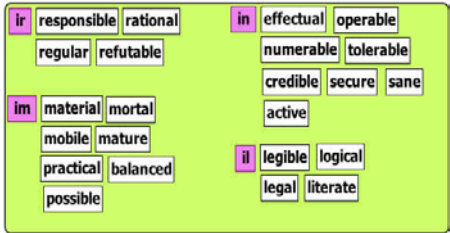





The Winchester School

Year 3 Family Learning Newsletter June 2023




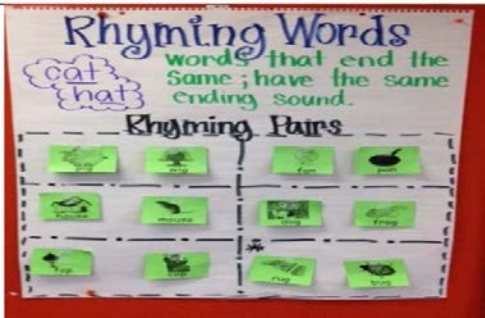
Area of Learning	Focus	Activities	Useful Websites/Apps
Literacy	<p>Spelling:</p> <ul style="list-style-type: none"> To add prefix in, il, ir and im to mean not.  <p>To consolidate and review concepts covered in Year3.</p> <p>Punctuation: Punctuation marks are used in writing.</p> <ol style="list-style-type: none"> The Full Stop (.) The Question Mark (?) Quotation Marks/Speech Marks (" ") The Apostrophe (') The Comma (,) The Exclamation Mark (!) 	<p>Talk and Encourage the children to do the following:</p> <p>Try out some of the activities to help your child to spell words.</p> <ul style="list-style-type: none"> Read a selection of stories with incidents and settings interesting to your child. Use sticky notes to write out the meanings of difficult vocabulary.  <ul style="list-style-type: none"> Encourage the use of a dictionary to find the meanings of unknown words. <p>Punctuation: Pause while speaking to your child to enunciate the end of a sentence.</p> <ul style="list-style-type: none"> Encourage your child while reading a story to highlight punctuation marks-full stops, commas, question marks, exclamation marks, apostrophe and speech marks. 	<p>Spelling game</p> <p>Prefixes il-, im-, in-, ir before the root word</p> <p>Punctuation quiz</p>



The Winchester School

Year 3 Family Learning Newsletter June 2023







	<p><u>Grammar:</u></p> <ul style="list-style-type: none"> • Use adverbs of time, place and manner • Use Connectives to extend sentences. • Use prepositions of time and place. <p><u>Text Level:</u></p> <p>Rhyming Couplets</p> 	<p>Grammar</p> <ul style="list-style-type: none"> • Speak to your child and engage him/her to describe things around the house. Guide your child to use interesting vocabulary to describe the things around. • Encourage your child to play this game. <p>Place a pile of notecards with adverbs on them, as well as a pile of notecards with verbs on them. Have your child take turns picking a notecard from each pile and acting out the action that the cards show.</p> <p>For example, if the cards are "walk" and "stealthily," your child might tiptoe carefully around the room, looking around to make sure she's not being followed.</p> <p>To explore rhyme schemes and create rhyming poems.</p> <ul style="list-style-type: none"> • Talk to your child about rhyming words. • Read a poem to the child and let your child tell you the rhyming words. • Discuss that a rhyming couplet is a pair of successive lines that rhyme. It's usually the last words at the end of each line that rhyme. They're also typically the same length and have the same meter or rhythm. • Encourage your child to add rhyming couplets to the end of a rhyming poem. 	<p>Grammar practice</p> <p>Connectives</p> <p>Adverbs Prepositions of time</p> <p>Prepositions</p> <p>Rhyming poems Rhyming games Writing Couplets</p>
--	--	---	--




The Winchester School

Year 3 Family Learning Newsletter June 2023



	<p>Novel -James and the Giant Peach</p> <p>Composition:</p> <ul style="list-style-type: none"> Writing a Book Review 	<p>Tell your child that a book review is a written description, review or presentation that summarises and describes the reader's experience of reading a certain book. Inside a book report you should include these characteristics:</p> <ul style="list-style-type: none"> The title of the book and its year of publication The name of the author or writers The genre of the book (for example, biography, autobiography, or fiction) The main subject, plot, or theme of the book A brief summary of the key points or ideas treated in the book The reader's response to the book, identifying its apparent strengths and weaknesses. A summary of the book's themes. <p>Brief quotations from the book to reflect themes you have discussed.</p>	<p>Where should a comma go in the sentence below?</p> <p>Tick one.</p> <p>My favourite colours are yellow red and blue.</p> <p><input type="checkbox"/> <input checked="" type="checkbox"/> <input type="checkbox"/></p> <p>  </p> <p>Book Review guide</p>
Numeracy	<p>Statistics -Data Handling</p> <ul style="list-style-type: none"> To evaluate, interpret and present data using pictograms in different ways. To draw simple pictograms for a simple understanding of data. To present data using pictograms and tables. Apply and solve one-step and two-step questions [for example, 'How many more?' and 'How 	<p>Discuss on data handling involves gathering information, summarizing it, and deciding what it means. They can help to predict such things as the weather and how sports teams will perform.</p>	<p>Math Games</p>

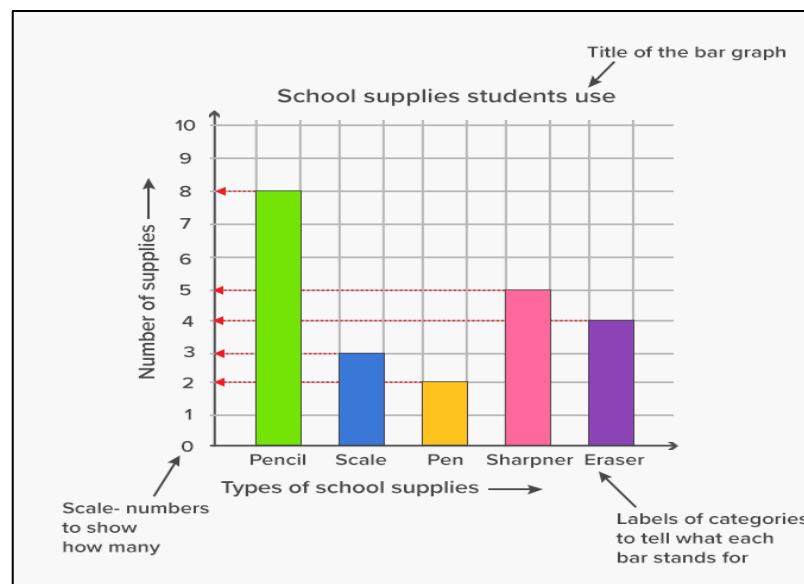


many fewer?'] using information presented in pictograms and tables.

- To present data using pictograms and tables. Apply and solve one-step and two-step questions [for example, 'How many more?' and 'How many fewer?'] using information presented in pictograms and tables.

Measurement – Time – Elapsed Time

- To demonstrate the understanding on time and will compute the number of minutes passed by between 2 times



Talk.


Step 1: Write your hypothesis and plan your research design.
Step 2: Collect data from a sample. ...
Step 3: Summarize your data with descriptive statistics. ...
Step 4: Test hypotheses or make estimates with inferential statistics.
Step 5: Interpret your results.
They can help to predict such things as the weather and how sports teams will perform.

[elapsed-time-games](#)



The Winchester School

Year 3 Family Learning Newsletter June 2023



- To interpret time and will calculate the elapsed time for given scenario.
- To evaluate and assess the duration of events and determine the elapsed time.
- To analyze and devise a strategy to compare the duration of events and will infer the elapsed time for the missing blanks.

Challenge: The following given times have been

Find the elapsed time.



2:30 P.M.




3:55 P.M.

hour minutes



The Winchester School

Year 3 Family Learning Newsletter June 2023



Challenge –

CHALLENGE 1

- I am between 8 o'clock in the morning and 3:00 in the afternoon.
- My number of minutes is odd.
- I am more than half an hour away from the next o'clock.
- I am closer to 5pm than to 5am.

What time am I? _____

A 8:27am	B 2:50pm	C 1:17pm	D 8:41pm
E 10:03am	F 7:35pm	G 11:39am	H 9:54pm

CHALLENGE 2

- I am less than 5 hours away from 3pm.
- My nearest hour is not 1pm.
- In less than half an hour, I shall reach the next o'clock.
- My number of minutes is a multiple of 3.

What time am I? _____

Science

SCIENTIFIC SKILLS


Talk about the importance of fair test in an investigation.

SCIENTIFIC SKILLS



The Winchester School

Year 3 Family Learning Newsletter June 2023





	<ul style="list-style-type: none">To reinforce and further embed analytical and scientific skills. <p>Revision Lesson – Plants</p> <ul style="list-style-type: none">To explore the requirements of plants for life and growth (air, light, water, nutrients from soil, and room to grow), and how they vary from plant to plant.To explore the part that flowers play in the life cycle of flowering plants, including pollination, seed formation and seed dispersal.	<p>Share how scientific method is used in everyday life. For example: Is the coffee too hot to drink at the moment?</p> <p>Encourage them to use scientific method in everyday life to find solutions to problems.</p> <p>Share with your child the different ways in which seeds are carried to different places (agents of seed dispersal-insects, wind, water, air).</p> <p>Encourage your child to sow some seeds in cotton. Observe how the seed germinates, identify which part comes out first, find out what it is called. Click pictures or draw the different stages of germination.</p>	<p>Steps of investigation</p> <p>Easy science experiments</p> <p>PLANTS</p> <p>How Plants Grow</p> <p>How Plants Grow worksheet (liveworksheets.com)</p> <p>Life Cycle of a plant online activity for Grade 3 (liveworksheets.com)</p>
--	---	--	---



The Winchester School

Year 3 Family Learning Newsletter June 2023





	ANIMALS INCLUDING HUMANS Digestive System <ul style="list-style-type: none"> • To describe the importance of the Human Digestive system. • To explain the functions of the Human Digestive system. 	<p>Encourage them to find information about the time various types of food takes to digest and what nutrients they provide to the body.</p> <p>Talk about each organ in detail of the digestive system and their role or function in digesting food.</p>	DIGESTIVE SYSTEM Digestive System How the digestive system works? The digestive system worksheet (liveworksheets.com) Digestion Process worksheet (liveworksheets.com)
Humanities Geography	The UK - A Changing Nation <ul style="list-style-type: none"> • To describe and understand how the UK has changed over time. • To identify similarities and differences between my daily routine and that of a child from another historical period. 	<p>Share with your child some ways in which the United Kingdom has changed.</p> <p>Talk about the reasons for a change in a city, town or village of the United Kingdom.</p> <p>Encourage your child to research how life at school, food, entertainment and jobs have changed over time.</p>	Story of England English Heritage (english-heritage.org.uk) Vocabulary Population, immigration, migrants



The Winchester School

Year 3 Family Learning Newsletter June 2023






			
UAE Social Studies	<p>Sharjah and Ras Al Khaimah</p> <ul style="list-style-type: none"> To identify different landscapes in the emirates. To determine the cities and features of Sharjah and Ras Al Khaimah. To compare the physical map and political map. To explore different kinds of museums. <p>Fujairah, Umm Al Quwain and Ajman</p> <ul style="list-style-type: none"> To identify some of the emirate's natural features. 	<p>Encourage your child to collect the information of pictures they have of Sharjah and Ras Al Khaimah – in the past and present</p> <p>Talk: Imagine you are a tour guide – how would you describe Sharjah and Ras Al Khaimah to the tourists? Use maps for them to understand the physical features of these emirates.</p> <p>Share with your child the history of Sharjah and Ras Al Khaimah.</p> <p>Encourage your child to collect the information of pictures they have of Fujairah, Um Al Quwain and Ajman in the past and present.</p>	<p>What to see in Sharjah and Ras Al Khaimah?</p> <p>Sharjah</p> <p>Ras Al Khaimah</p> <p>Key Vocabulary:</p> <ul style="list-style-type: none"> culture landscapes mangroves <p>What to see in Fujairah, Um Al Quwain and Ajman?</p> <p>Umm Al Quwain</p>



The Winchester School

Year 3 Family Learning Newsletter June 2023






	<ul style="list-style-type: none"> To discuss how tourism is an important way the emirates make money. To explore different sources of income of the emirates. <p>To research and write about the importance of Fujairah's port.</p>	<p>Talk: Imagine you are a tour guide – how would you describe Fujairah, Um Al Quwain and Ajman to the tourists? Use maps for them to understand the physical features of these emirates.</p> <p>Share with your child the history of Fujairah, Um Al Quwain and Ajman.</p>	<p>Ajman</p> <p>Key Vocabulary:</p> <ul style="list-style-type: none"> physical features landmarks
Moral Education	<p><u>What objects and symbols can tell us: similarities and differences</u></p> <ul style="list-style-type: none"> To describe ways in which artefacts (e.g. cooking and eating utensils, coinage, items of furniture) have changed or remained the same over time, and how they relate to their present-day counterparts. <p>Identify and explain the meaning of national and other symbols currently found in the UAE and compare them with symbols from the past.</p>	<p>Talk to your child about the difference between the things that we use now and which was used in the past. Also, talk to them about the importance of national symbols – national flag, national animal and others</p> <p>Share some stories or images of materials that was used in the households in the past and how it was replaced with the new models.</p> <p>Encourage your child to research about the national symbols in the past and how it got evolved and changed to the present ones.</p> 	<p>Artefacts</p> <p>National symbols</p> <p>History of UAE.</p> 



The Winchester School

Year 3 Family Learning Newsletter June 2023





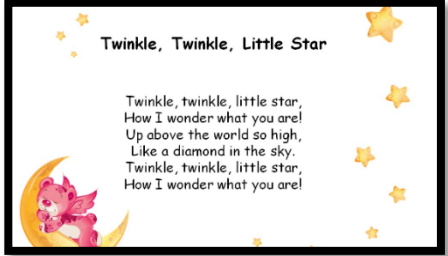
Music Year03 (Kiko)	<ul style="list-style-type: none"> Improving children's confidence and musicality through singing actions songs and chanting rhymes. Improving on listening skills and recalling. Reading Notes 	<ul style="list-style-type: none"> Let the children sing action songs at home. Ask the child to perform the songs we learned in school. <p>Help the child choose which other songs they know aside from the songs taught in school and let them invent their own singing actions.</p>	https://www.timeout.com/new-york-kids/music/best-kids-songs 
Music Year03 (Sunil)	<p>Learning how to play the song "Mary had a little lamb" on the recorder.</p>	<ul style="list-style-type: none"> Let the child practice at home, even though there will be squeaking. Be an audience, but also check if the child is holding the recorder properly. 	



The Winchester School

Year 3 Family Learning Newsletter June 2023




Music Year03 (Joyson)	<ul style="list-style-type: none"> Improving child's confidence and musicality through music letter names reading for beginners. We explore music notes in a specific song "Twinkle twinkle", so that they are able to play the tune on the recorder. 	<ul style="list-style-type: none"> Let the child understand the musical note and the finger position on the recorder. Ask the child to perform it with the beat. The below mentioned link is for the beats. 80 BPM - Simple Straight Beat - Drum Track - YouTube 	Twinkle Twinkle Little Star (D Major) - Recorder Tutorial  EASY Song - YouTube 
ICT	Excel- Data Handling <ul style="list-style-type: none"> To enter and format data in the datasheet, sort and filter the data. 	Good Organizational skill and critical thinking. Encourage your child to explore different types of data available and the ways in which data can be sorted and filtered. Guide your child to format the data on the data sheet.	Training of data sheet Excel




The Winchester School

Year 3 Family Learning Newsletter June 2023



Physical Education	Learning Objective: To understand the rules and regulations of the following games and able to apply perfectly.	<u>Talk and Encourage the child to do the following:</u> 1. Mental attention 2. Calculations 3. Counting	www.pecentral.org
<u>First Week:</u>	<u>Snake and ladders:</u> During playing snake and ladders, the focus is on to develop mental attention, counting and calculations.	<u>Talk and Encourage the child to do the following:</u> 1. Mental attention 2. Calculations 3. Counting	https://www.youtube.com/watch?v=lxVn_CL_Atg https://www.youtube.com/watch?v=CJcNGLh1mYw
<u>Second Week</u>	<u>Ludo:</u> During playing Ludo, the focus is on to develop mental attention, counting and calculations.	<u>Talk and Encourage the child to do the following:</u> 1. Discuss sports current affairs. 2. Discuss about different sports and games	https://youtu.be/aJDmNgJkfN0
<u>Third week</u>	<u>Sports Quiz</u> Children should understand the rules and regulations of the game and sports current affairs.	<u>Talk and Encourage the child to do the following:</u> 1. Discuss sports current affairs. 2. Discuss about different sports and games	https://youtu.be/psKAM2h1NO8
<u>Fourth Week</u>	<u>Sports Quiz</u> Children should understand the rules and regulations of the game and sports current affairs.		




Arabic for Arabs	<p>بائع الحكايات</p> <p>أن يفسر التلميذ المفردات الجديدة في القصة. أن يقرأ التلميذ قراءة جهرية سليمة مراعياً التنغيم والضبط السليم . أن يجيب التلميذ عن أسئلة تظهر فهمه للفكر الرئيسة والفكر الفرعية مستعيناً بالنص. أن يحدد التلميذ عناصر القصة. الجودة أمنية فينا أن يستخدم التلميذ المفردات الجديدة في سياقات مختلفة . أن يطرح التلميذ أسئلة عن الفكرة الرئيسة والفكر الفرعية في نصوص شعرية مبدئياً رأيه في المضمون . أن يقرأ التلميذ النص قراءة سليمة خالية من الأخطاء . أن يحدد التلميذ بعض الجماليات في النص . أن يميز بعض الأساليب الإنشائية والخبرية .</p>	<p>يستطيع السيد ولي الأمر أن يساعد الطالب عن طريق:</p> <p>حث التلميذ على استخدام الكلمات الجديدة في تعبيراته داخل المنزل. مساعدة التلميذ على القراءة السليمة لقصة " بائع الح مساعدة التلميذ في الربط بين خبراته ومعلوماته السابقة وبين ما يتعرفه من معلومات جديدة. مساعدة التلميذ في كيفية جمع كلمات من المحيط الذي حوله وتوظيفها في سياقات جديدة . -توفير بعض الفيديوهات عن التفاؤل . يمكن لولي الأمر الدخول من خلال الرابط المرفق لموقع قناة اللغة العربية والتربية الإسلامية الخاص بمدرسة ونشستر ومتابعة التسجيلات الخاصة بالدروس ومشاركتها مع التلميذ وتدوين ما تعلمه في دفتره المدرسي.</p>	<p><u>منصة عصافير للقراءة</u></p> <p><u>قناة اللغة العربية والتربية الإسلامية</u></p> <p><u>بمدرسة ونشستر</u></p>
-------------------------	--	--	--



The Winchester School

Year 3 Family Learning Newsletter June 2023




Arabic for Non-Arabs	<p>(الهوايات) Hobbies</p> <p>To create sentences about hobbies. To describe hobbies using new vocabulary and adjectives. To express opinion about different hobbies. To compare between different hobbies.</p>	<p>In every lesson, we provide the students with new words and their meanings to help your child memorize and use in sentences of his/her own. Ask your child to speak about a favourite hobby. Ask your child to describe the hobbies which he or she prefers. Go through the links on the Arabic YouTube channel so that you can help your child learn more at home about the topic.</p>	<p>Asafeer reading platform</p> <p>Arabic and Islamic YouTube Channel</p>
Islamic for Arabs	<p>من أحكام التجويد (حكم اللام الشمسية والقمرية)</p> <p>أن يميز التلميذ أحكام اللام الشمسية والقمرية . أن يبين التلميذ علامات اللام الشمسية والقمرية . أن يطبق التلميذ أحكام اللام الشمسية والقمرية</p> <p>الموعظة الحسنة</p> <p>أن يستنتج التلميذ المعنى الإجمالي للآيات الكريمة . أن يفسر التلميذ بعض معاني مفردات الآيات الكريمة. أن يبين التلميذ أن الدعوة إلى الله تكون بالحكمة والموعظة الحسنة .</p>	<p>حث تشجيع التلميذ على الموعظة الحسنة . تشجيع التلميذ على الاقتداء بأخلاق الرسول والصحابة الكرام حث التلميذ على الأعمال الصالحة قولاً وفعلاً . توفير فيديوهات عن أحكام اللام الشمسية والقمرية وحث التلميذ على تطبيقها أثناء التلاوة.</p> <p>يمكن لولي الأمر الدخول من خلال الرابط المرفق لموقع قناة اللغة العربية والتربية الإسلامية الخاص بمدرسة ونشستر ومتابعة التسجيلات الخاصة بالدروس ومشاركتها مع التلميذ وتدوين ما تعلمه في دفتره المدرسي.</p>	<p>قناة اللغة العربية والتربية الإسلامية</p> <p>بمدرسة ونشستر</p>



The Winchester School

Year 3 Family Learning Newsletter June 2023



Islamic for Non-Arabs	<p>Surat Alhumaza.</p> <p>To read the Surah properly and correctly</p> <p>To Clarify the meanings of terms mentioned in the Surah</p> <p>To explain the overall meaning of the Holy Surah</p> <p>To recite Surah by heart.</p> <p>The taste of Faith.</p> <p>To read the Noble Hadith from Memory.</p> <p>To explain the overall meaning of the Hadith</p> <p>To infer the guidelines contained in the Noble Hadith.</p>	<p>Encourage your child to memorize Surat AlHumaza.</p> <p>Encourage your child to follow the guidelines in the hadith of prophet (PBUH).</p> <p>Talk to your child about the taste of Faith and its importance for every Muslim.</p> <p>Please encourage your son \ daughter to learn the meaning of the Surah.</p> <p>Encourage your child to colour monthly prayer chart and answer in book ISLAM MY WAY OF LIVING as per the topic he studies.</p> <p>Encourage your child to be a good example of Muslims in life.</p> <p>Go through the links on the Arabic YouTube channel so that you can help your child learn more at home about the topic.</p>	<p>Arabic and Islamic YouTube Channel</p>
------------------------------	---	--	---