
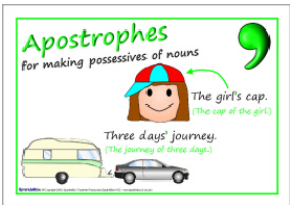




The Winchester School

Year 4 Family Learning Newsletter -June 2023




| Area of learning | Focus | Home activities/How can you help your child at home | Useful website |
|------------------|---|--|---|
| Literacy | <p>Spellings: To place the possessive apostrophe accurately in words with regular plurals and in words with irregular plurals. To use further prefixes and suffixes and understand how to add them. To spell words ending with –ture and –cher.</p> <p>Grammar: To use plural possessive apostrophes.</p> <p>Text Level: Unit 16: Whale Alert: Book Based Activity Review Unit 3: Poetry: Feeding the Ducks: Page 70 Unit 18: Sophie's Rules Page 61 Reading: Unit 18 Book based activity- Poetry- pages 61-63 Summary Writing; Based on the Text/ Novels https://www.youtube.com/watch?v=LbO3IRXT0ww Revision of Topics based on Gap Analysis: Term1-3 Moral Education Link: Unit 4: Consideration for Other's Feelings and Cooperation</p>  | <p>Remind the children that to show possession, we use apostrophe and the letter 's' at the end of the single noun. Explain that the word 'of' can also show belonging. Talk to the children about the different forms of poems that they have done. Encourage them to read poems with expression. Explore the use of figurative language: Similes and Metaphors used to describe emotions. Discuss ideas to create their own poems using similes and metaphors. (language analysis) Create their poem using similes to describe strong emotions. Follow the five steps below to write a good summary. Step 1: Read the text. ... Step 2: Break the text down into sections. Step 3: Identify the key points in each section. ... Step 4: Write the summary. ... Step 5: Check the summary against the article. Talk to your child on the importance of being thoughtful, having good friends and working together. Share with them experiences from real life when they should show consideration for other's feeling and Cooperation. Encourage them to write a short poem to express moral values.</p> | <p>Useful website: online apostrophe games</p> <p>Sample poems</p> <p>Fiction Poems</p> <p>https://www.educationquizzes.com/ks2/english/</p> <p>https://www.testbase.co.uk/past-papers/</p> <p>https://www.readingrockets.org/s/strategies/summarizing</p> <p>http://www.satspapers.org/englishKS2SATS.htm</p> <p>https://www.studiosity.com/student-resources/practice-tests/year-4/reading-comprehension-test</p> |



The Winchester School

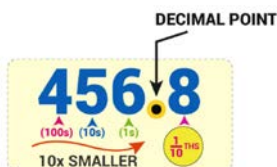
Year 4 Family Learning Newsletter -June 2023



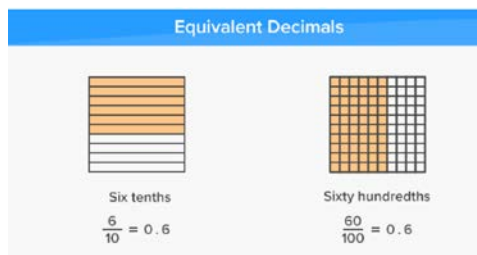
Numeracy

Decimals

To apply the learning to calculate and compare decimal equivalents for a given set of fractions



To recognize the equivalence between the decimal and fraction form.



Talk: - Decimals are one of the types of numbers, which has a whole number and the fractional part separated by a decimal point. The dot present between the whole number and fractions part is called the decimal point.

For example, 34.5 is a decimal number. Here, 34 is a whole number part and 5 is the fractional part. examples.

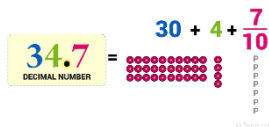
Here is the number “thirty-four and seven-tenths”



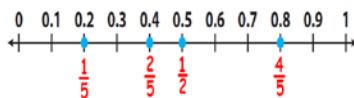
written as a decimal

The decimal point goes between Ones and Tenths

34.7 has 3 Tens, 4 Ones and 7 Tenths



Talk: Fractions and decimals that represent the same value are equivalent. For example, $1/4$ and 0.25 are equivalent. Because, $1/4 = 0.25$.



The number line shows some equivalent fractions and decimals from 0 to 1.

How to get decimal equivalent to a fraction? To get the decimal equivalent to the fraction given, first we have to check whether the denominator of the fraction is convertible to 10 or 100 using multiplication.

[Rounding Decimals Games](#)

Useful Websites:

[Decimal equivalence to fractions](#)

[Decimal equivalence to Fractions- Games](#)

Challenge

[Decimal Games](#)

A farmer has 12 animals. $1/4$ of them are goats. How many goats does he have?




twinkl.co.uk



The Winchester School

Year 4 Family Learning Newsletter -June 2023




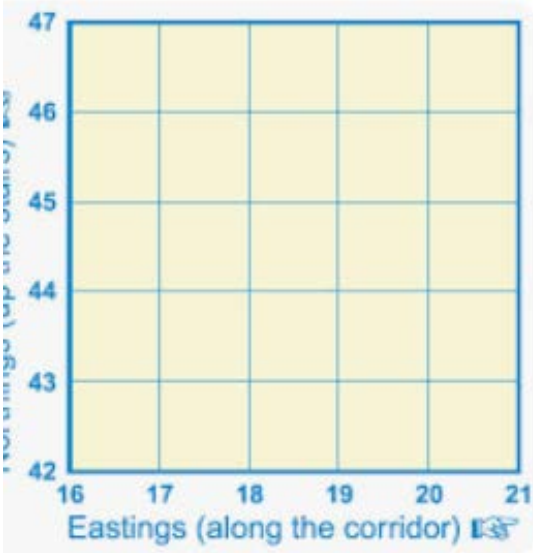
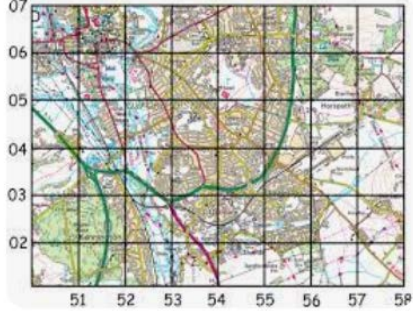
| | | | |
|---------|---|---|--|
| | | <p>Method 1: If it is convertible to 10 or 100 using multiplication, we can convert the given fraction into</p> $\frac{7}{25} = \frac{7 \times 4}{25 \times 4} = \frac{28}{100} = 0.28$ <p>How to get fraction equivalent to a decimal? To get fraction equivalent to the given decimal, first we have to count the number of digits after the decimal.</p> <p>(i) If there is only one digit after the decimal, we have to multiply and divide the decimal number by 10.</p> $\frac{17}{5} = \frac{17 \times 2}{5 \times 2} = \frac{34}{10} = 3.4$ | |
| Science | <p>Revision</p> <p>Pitch and loudness of sound</p> <p>To identify and recognize the change in pitch and loudness of sound</p> <p>Scientific investigation:</p> <p>To plan the most appropriate scientific enquiry to answer questions.</p> | <p>Talk about the various kinds of musical instruments (wind, percussion, string) and how the quality of sound is different in all the instruments. They all produce sounds of high and low pitch</p> <p>Share information on how sound is produced in each kind of musical instrument. And think about ways how loud/soft and high/low pitch sounds can be produced using these instruments.</p> <p>Encourage them to make their own musical instruments that can be used for an investigation to find out how difference in sounds (pitch and loudness) can be produced.</p> <p>Talk about the importance of fair test in an investigation. Share how scientific method is used in everyday life. For example: what melts ice the fastest.</p> <p>Encourage them to use scientific method in everyday life to find solutions to problems.</p> | <p>Properties of sound waves</p> <p>https://www.youtube.com/watch?v=wEL87IznGrg&t=118s</p> <p>Ideas for musical instruments:</p> <p>https://feltmagnet.com/crafts/Music-Instruments-for-Kids-to-Make</p> <p>Sound:</p> <p>https://animals.howstuffworks.com/mammals/bat2.htm</p> <p>Scientific investigation:</p> <p>https://www.youtube.com/watch?v=yi0hwhFDQTSQ</p> <p>Easy At-Home Science Experiments for Kids (parents.com)</p> <p>https://www.weareteachers.com/4th-grade-science-experiments/</p> |



The Winchester School

Year 4 Family Learning Newsletter -June 2023





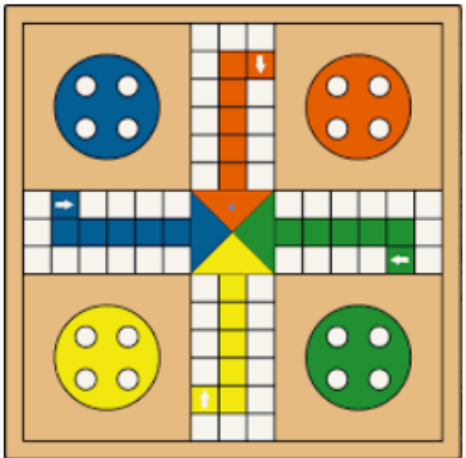

| | | | |
|-------------------------------|---|---|---|
| Humanities History | <p>To explore four figure grid references</p> <p>Key Vocabulary: Co-ordinates, grid reference, easting, northing.</p> | <p>Geography</p> <p>Talk to your child about using a grid and ask them to describe the location of different symbols.</p> <p>Share with your child how to find locations from four figure co-ordinates.</p> <p>Encourage your child to use four figure grid references to locate places on a map.</p>  | <p>https://youtu.be/c0du8v4EE_Y</p> <p>https://youtu.be/Spi-7sT2Y5E</p>  |
| UAE Social Studies | <p>1. Powered Engines</p> <p>2. Transportation</p> | <p>Encourage your child to research about the invention of powered engines.</p> <p>Talk with your child about the major inventions and developments in transportation through the ages.</p> | <p>Vocabulary: machine, engine, manufacture, robot.</p> <p>https://www.youtube.com/watch?v=25laUQ_oUyM</p> <p>Vocabulary: transport, traffic, pollution, engineer</p> |



The Winchester School

Year 4 Family Learning Newsletter -June 2023




| | | | |
|---|---|---|---|
| <p>Physical Education</p> <p>WEEK 1 & Activity -1</p> | <p><u>Board games [Ludo]:</u></p> <p>Students will be learning to develop to develop critical thinking skills...</p>  | <p><u>Talk and Encourage the children to do the following:</u></p>  <p>Encouraging Children to take part in Board Games, like LUDO, CARROM BOARD & CHESS... It will help them to encourage critical thinking and problem solving and accomplish objectives of curriculum frameworks. Board games can provide students with opportunities to apply concepts they have learned. Board games promote collaboration, inquiry, and critical thinking.</p> | <p>https://www.ymimports.com/pages/how-to-play-ludo</p> <p>https://www.youtube.com/watch?v=Ins9TeKVebY</p> <p>https://www.youtube.com/watch?v=bjGs_KWqaLE&list=PLkBVilpn3P7YOqFJhTa5ny70PkAY3tl-&index=5</p>  |
| <p>WEEK 2 & Activity 2</p> | <p><u>Board Games [Chess]:</u></p> <p>Students will be learning to develop critical thinking and problem-solving skills....</p> | <p><u>Talk and Encourage the children to do the following:</u></p> | <p><u>Useful sites:</u></p> <p>https://www.youtube.com/watch?v=ej_fnsdskA&list=PL-qLOQ-OElS79TrVo14c9pN0sWwvli6rP&index=21</p> <p>https://www.youtube.com/watch?v=1mshvpn8NLI&list=PL-qLOQ-OElS79TrVo14c9pN0sWwvli6rP&index=8</p> |



The Winchester School

Year 4 Family Learning Newsletter -June 2023



Sports Quiz:

Students able to develop the ability to understand the rules of the games and current affairs of the sports and games



Encouraging children to take part in Board Games, like LUDO, CARROM BOARD & CHESS... It will help them to encourage critical thinking and problem solving and accomplish objectives of curriculum frameworks. Board games can provide students with opportunities to apply concepts they have learned. Board games promote collaboration, inquiry, and critical thinking.

Talk and Encourage the children to do the following:



Encouraging children to be take part in Sports quiz competitions to develop knowledge about the games.

<https://www.youtube.com/watch?v=S5GIpAM-aWQ&list=PL-qLOQ-OELs79TrVo14c9pN0sWwvli6rP&index=19>

Useful sites:

<https://www.youtube.com/watch?v=psKAM2h1NO8>


<https://www.youtube.com/watch?v=cj4FAiNordo>

<https://www.youtube.com/watch?v=TqQe3jeXx6I>



The Winchester School

Year 4 Family Learning Newsletter -June 2023



| | | | |
|------------------------------------|--|---|---|
| <p>Arabic for Arabs</p> | <p>التمييز بين الجملة والتركيب : أن يميز التلميذ بين الجملة والتركيب . أن يستخدم التلميذ جملاً وتراكيباً . نشيد أنت الوطن : أن يحدد التلميذ الفكرة الرئيسة والأفكار الفرعية . أن يدعم التلميذ رأيه بأدلة من النص . أن يميز التلميذ بين الشعر والنثر . أمير الجمل الصغير : أن يقرأ التلميذ النص قراءة سليمة . أن يحدد التلميذ الفكرة الرئيسة والأفكار الفرعية . أن يحلل التلميذ بنية النصوص القصصية وأفعالها . حروف تلفظ ولا تكتب : أن يكتب التلميذ كلمات بصرية تحوي حروف تلفظ ولا تكتب . أن يصيغ التلميذ فقرة مستخدماً حروف تلفظ ولا تكتب .</p> | <p>يساعده في قراءة إحدى القصص وتحديد عناصرها . يساعده في وصف الشخصيات من حوله . جمع صور من المحيط الذي حوله ووصفها مستخدماً حروف تلفظ ولا تكتب وأقسام الكلام . البحث عن شواهد شعرية وتحديد أقسام الكلام بها . يمكن لولي الأمر الدخول من خلال الرابط المرفق لموقع قناة اللغة العربية والتربية الإسلامية الخاص بمدرسة ونشستر ومتابعة التسجيلات الخاصة بالدروس ومشاركتها مع التلميذ وتدوين ما تعلمه في دفتره المدرسي .</p> | <p>منصة عصافير للقراءة قناة اللغة العربية والتربية الإسلامية بمدرسة ونشستر</p> |
| <p>Arabic for Non-Arabs</p> | <p>(المدرسة) The school To create sentences about the school. To design a mind map about the school. To use the exclamatory style with the school. To create a dialogue about the school. To compare between his/her school and different school. To create a paragraph about the school. To express his/her opinion in the school. To analyse a text about the school.</p> | <p>Encourage your child to memorize his/her new vocabulary about the new topic (the school) from the Arabic notebook and textbook. Talk to your child about the school. Ask your child about his opinion regarding his/her school. Go through the links on the Arabic and Islamic YouTube Channel so that you can help your child learn more at home about the topic</p> | <p>Asafeer reading platform Arabic and Islamic YouTube Channel</p> |



| | | | |
|-------------------------------------|---|---|--|
| <p>Islamic for Arabs</p> | <p>سورة البروج : أن يميز التلميذ بعض أحكام التجويد . أن يوضح التلميذ المعنى العام للسورة . آداب المنزل : أن يعدد التلميذ آداب المنزل. أن يستنتج التلميذ آداب المنزل من القرآن والسنة . بدء الدعوة الإسلامية أن يحدد التلميذ بداية الدعوة الإسلامية. أن يستنتج التلميذ الدروس المستفادة من دعوة الرسول صلى الله عليه وسلم. أن يحدد التلميذ أوائل المسلمين .</p> | <p>مساعدة الابن في البحث عن آيات قرآنية تدل على آداب المنزل. مساعدة الابن في البحث عن أحاديث نبوية شريفة تحثنا على حسن الخلق . حث الابن على تطبيق آداب المنزل في حياته.</p> <p>يمكن لولي الأمر الدخول من خلال الرابط المرفق لموقع قناة اللغة العربية والتربية الإسلامية الخاص بمدرسة ونشستر ومتابعة التسجيلات الخاصة بالدروس ومشاركتها مع التلميذ وتدوين ما تعلمه في دفتره المدرسي</p> | <p>قناة اللغة العربية والتربية الإسلامية بمدرسة ونشستر</p> |
| <p>Islamic for Non-Arabs</p> | <p>The patience of the Prophet. To cite examples indicating the patience of the Prophet. To explain the benefits of patience with Allah. Surat Al-Inshiqaq. To recite the holy verse properly and correctly. To compare between the reward of the obedient and disobedient on the Day of Judgment. The Moral of righteous. To explain the overall of meaning of the Hadith. To infer that good deeds, erase bad one. To conclude the benefits of Taqwa (piety).</p> | <p>Share with your child the concept of patience in Islam. Talk with your child about the benefits of patience with Allah. Share the given link with your child and practice to recite the holy verse properly and correctly. Talk with your child about the reward the reward of the obedient and disobedient on the Day of Judgment. Share with your child the hadith of Prophet Mohamed about the Morals of righteous. Infer with your child the deeds that erase bad one. Go through the links on the Arabic and Islamic YouTube Channel so that you can help your child learn more at home about the topic.</p> | <p>Arabic and Islamic YouTube Channel</p> |