






The Winchester School

Family Learning Newsletter-Year 5- June 2023









Area of Learning	Focus	Home activities / How can you help your child at home	Useful Websites																
Literacy	<p>Spellings: To spell words using suffixes –cial and –tial.</p> <table><tr><th>-cial</th><th>-tial</th></tr><tr><td><ul style="list-style-type: none">• Special• Official• Social• Crucial• Judicial• Superficial• unofficial• Facial• Especially• Specially• Financial• Commercial• Provincial</td><td><ul style="list-style-type: none">• Confidential• Initial• Potential• Partial• Celestial• Essential• Substantial• Residential• Presidential• Influential• Sequential• Preferential</td></tr></table> <p>To spell and use homophones correctly.</p> <div><p>Homophones</p><div><p>see</p></div><div><p>sea</p></div><p>words that sound the same but have different meanings and spellings</p></div> <p>Grammar:</p> <p>Based on GAP Analysis Punctuation</p>	-cial	-tial	<ul style="list-style-type: none">• Special• Official• Social• Crucial• Judicial• Superficial• unofficial• Facial• Especially• Specially• Financial• Commercial• Provincial	<ul style="list-style-type: none">• Confidential• Initial• Potential• Partial• Celestial• Essential• Substantial• Residential• Presidential• Influential• Sequential• Preferential	<p>Talk and Encourage the children to do the following:</p> <p>Together explore more about Homophones from the given link: practicing homophones</p> <div><p>PUNCTUATION MARK</p><table><tr><td>Full Stop Used at the end of a sentence.</td><td>Question Mark Used at the end of an interrogative sentence to form a question.</td><td>Comma Used to denote a pause in a sentence.</td><td>Exclamation Mark Used to denote shock, surprise, anger or a raised voice.</td></tr><tr><td>Quotation Mark Used to show that someone else has said it.</td><td>Colon Used to indicate what is to follow next.</td><td>Semi Colon Used to link two independent clauses.</td><td>Apostrophe Used to show possession or for contraction of word.</td></tr><tr><td>Hyphen Used to glue words together.</td><td>Slash Used to separate letters, numbers or words.</td><td>Ellipsis Mark Used to separate items in a series.</td><td>Round Brackets Used to add extra information in a sentence.</td></tr></table></div> <p>Explore more about punctuations using the following pdf: Exploring punctuations</p> <p>Read a newspaper together and identify various punctuation marks together.</p> <p>Proof reading: Photocopy a previous writing task and edit its punctuation errors.</p>	Full Stop Used at the end of a sentence.	Question Mark Used at the end of an interrogative sentence to form a question.	Comma Used to denote a pause in a sentence.	Exclamation Mark Used to denote shock, surprise, anger or a raised voice.	Quotation Mark Used to show that someone else has said it.	Colon Used to indicate what is to follow next.	Semi Colon Used to link two independent clauses.	Apostrophe Used to show possession or for contraction of word.	Hyphen Used to glue words together.	Slash Used to separate letters, numbers or words.	Ellipsis Mark Used to separate items in a series.	Round Brackets Used to add extra information in a sentence.	<p>Punctuating complex sentences</p> <p>Punctuation worksheets</p> <p>Worksheets for all types of punctuations</p> <div><p>GRAMMAR</p><p>Tips</p></div>
-cial	-tial																		
<ul style="list-style-type: none">• Special• Official• Social• Crucial• Judicial• Superficial• unofficial• Facial• Especially• Specially• Financial• Commercial• Provincial	<ul style="list-style-type: none">• Confidential• Initial• Potential• Partial• Celestial• Essential• Substantial• Residential• Presidential• Influential• Sequential• Preferential																		
Full Stop Used at the end of a sentence.	Question Mark Used at the end of an interrogative sentence to form a question.	Comma Used to denote a pause in a sentence.	Exclamation Mark Used to denote shock, surprise, anger or a raised voice.																
Quotation Mark Used to show that someone else has said it.	Colon Used to indicate what is to follow next.	Semi Colon Used to link two independent clauses.	Apostrophe Used to show possession or for contraction of word.																
Hyphen Used to glue words together.	Slash Used to separate letters, numbers or words.	Ellipsis Mark Used to separate items in a series.	Round Brackets Used to add extra information in a sentence.																



The Winchester School

Family Learning Newsletter-Year 5- June 2023



	<p>Reading Comprehension: Prediction Skills</p> <p>Lesson Objective:</p> <p>To develop prediction skills.</p> <p>To use the clues.</p> <p>To infer and make prediction on the given scenarios.</p> <p> Prediction Skills-Comprehension</p> <p>Text level: Learning Objectives Character Sketch</p> <p>To explore the features of character sketch.</p> <p>To analyse different types of characters.</p> <p>To read the text for understanding and drawing inferences, retrieve information.</p> <p>To explore the traits of characters.</p> <p>Speaking: Value of Patience and Perseverance- Based on the novel- Good things come to those who wait.</p> <p>Listening Comprehension- Recognizing Literal Meaning and Understanding Vocabulary</p>	<p>Predict before, while reading and after reading any book of your choice.</p> <p>Do these fun activities to enhance your reading skills.</p> <p>  crystal-ball-prediction-1929-story-prediction-reading-comprehension-activity-sheets.pdf</p> <p>Discuss how a character develops within a story.</p> <p>Talk to your children about varied characters they may have analysed through reading different stories.</p> <p>Ask questions about different types of characters. Encourage them to make a sentence using the descriptive words about a specific character.</p> <p>Discuss with them if they relate with any of the character.</p> <div data-bbox="1008 1086 1527 1477"> <p>Writing about a character</p> <ul style="list-style-type: none"> • Writing about a character, whether fictional or real, involves noting and analyzing the person's <ul style="list-style-type: none"> – personality – actions – values – motives  </div>	<p>Write-a-Character-Sketch</p> <p>Creative Writing - Character Sketch Video</p> <p>Page 20- 23 Author's at Work Book</p> <div data-bbox="1771 1086 2125 1437"> <p>Character Types</p>  </div>



The Winchester School

Family Learning Newsletter-Year 5- June 2023




Numeracy

To understand percentage as the number of parts in every 100.

Fractions, Percents, and Decimals

Fraction	Percent	Decimal
1	100%	1.0
1/2	50%	0.5
1/3	33.3%	0.33
1/4	25%	0.25
1/5	20%	0.2
1/6	16.6%	0.166
1/8	12.5%	0.125
1/10	10%	0.1
1/12	8.3%	0.083

To find percentage of numbers and quantities.



Recap on topics based on GAP analysis of Term 3

Share with your child that A percentage is just a fraction out of a hundred.

Encourage your child to calculate the percentage of each ingredient used in the recipe of their favourite dish. Look for boards displaying discounts and sale offers

Talk to the children that they can divide by 10 in order to find 10% of a quantity, and use this to find 20%, 5% etc. of numbers your child to calculate the percentage of each ingredient used in the recipe of their favourite dish. Look for boards displaying discounts and sale offers Talk to the children that they can divide by 10 in order to find 10% of a quantity, and use this to find 20%, 5% etc. of numbers

TIPS:

- To find 10% divide the original number by 10.
- To find 20% find 10% and double it.
- To find 50% halve it.
- To find 25% halve it, and halve it again Or you can divide by 4
- To find 5% find 10% and halve it.
- To find 1% divide by 100.

[Percentage intro](#)

<https://www.ixl.com/maths/grade-5/percent-of-a-number>



[Percentage Quiz](#)



The Winchester School

Family Learning Newsletter-Year 5- June 2023



<p>Science</p>	<p>Living Things and Their Habitats Plant Life Cycle</p> <p>Seed dispersal and Vegetative Propagation</p> <p>To associate the features of the seed with their method of dispersal.</p> <p>To understand that new plants can grow from different parts of the parent plant also.</p>	<p>Show: Show your child the agents of seed and fruit dispersal.</p> <p>Share: the ways in which plants get benefits by seed dispersal.</p> <p>Discuss: Discuss with your child about how temperature affects the process of seed dispersal.</p> <p>Encourage: them to identify the mode of seed dispersal in different kinds of plants.</p> <p>Show: The Vegetative parts of the plants.</p> <p>Share: the advantages of vegetative propagation</p> <p>Discuss: how to propagate different plants.</p> <p>Encourage: them to explore the vegetative propagation in different kinds of plants.</p>	<p>Seed dispersal</p> <p>https://www.youtube.com/watch?v=6loGPKDqCw&t=4s</p>  <p>Vegetative Propagation</p> <p>https://www.youtube.com/watch?v=4n93UdlFe4Y&t=312s</p> <p>https://www.youtube.com/watch?v=7FMB4FaiWTE</p> 
-----------------------	---	--	--



The Winchester School

Family Learning Newsletter-Year 5- June 2023



<p>Arabic for Arabs</p>	<p>توافق في مهب الريح</p> <p>أن يحدد التلميذ الفكرة الرئيسة والأفكار الداعمة أن يحول التلميذ حدثاً من أحداث القصة إلى حوار أن يحدد التلميذ السمات الداخلية والسمات الخارجية لشخصيات القصة أن يحلل التلميذ عناصر القصة أن يحدد التلميذ السمات الفنية للقصة أن يحدد التلميذ علاقات التضاد والترادف بين الكلمات أن يتنبأ التلميذ بما سيحدث بعد نهاية القصة</p> <p>نشيد " الصداقة "</p> <p>أن يفسر التلميذ المفردات في ضوء فهمه للأبيات. أن يحدد التلميذ الأفكار الرئيسة في الأبيات. أن يشرح التلميذ الأبيات شرحاً وافياً. أن يحدد التلميذ الصور الجمالية والمحسنات البديعية في الأبيات. أن يقارن بين نصين أدبيين مختلفين.</p> <p>كتابة استجابة أدبية</p> <p>أن يفسر التلميذ الجمل والعبارات المستخدمة في النصوص الأدبية. أن يستنتج المتعلم العلاقة بين الأحداث (أحداث بسيطة من النص). أن يجيب التلميذ عن أسئلة النصّ وَيَطْرَحُ أسئلةً: (مَنْ - ماذا - متى - أين - لماذا - كيف) مُظهِراً فَهْمَهُ لِلنَّصِّ، مُبْدِياً رَأْيَهُ فِيهِ.</p> <p>نص ملوماتي (الألماس أعلى الأحجار ثمناً)</p> <p>أن يستنتج التلميذ سمات النص المعلوماتي. أن يجيب التلميذ عن أسئلة النصّ وَيَطْرَحُ أسئلةً: (مَنْ - ماذا - متى - أين - لماذا - كيف) مُظهِراً فَهْمَهُ لِلنَّصِّ، مُبْدِياً رَأْيَهُ فِيهِ.</p>	<p>قراءة القصة وتحديد الفكرة الرئيسة والأفكار الداعمة. تحديد السمات الداخلية والسمات الخارجية لشخصيات القصة التمييز بين الحوار الداخلي والحوار الخارجي مساعدة التلميذ في تلخيص القصة وكتابة نهاية جديدة للقصة مساعدة التلميذ في البحث عن لغويات النص بالمعجم المدرسي مساعدة التلميذ في البحث عن فيديوهات عن التعاون ومساعدة الآخرين. يمكن لولي الأمر الدخول من خلال الرابط المرفق لموقع قناة اللغة العربية والتربية الإسلامية الخاص بمدرسة ونشستر ومتابعة التسجيلات الخاصة بالدروس ومشاركتها مع التلميذ وتدوين ما تعلمه في دفتره المدرسي.</p>	<p>منصة عصافير للقراءة</p> <p>قناة اللغة العربية والتربية الإسلامية بمدرسة ونشستر</p>
<p>Arabic for Non - Arabs</p>	<p>(السياحة) Tourism</p>	<p>Encourage your child to learn the new vocabulary from his notebook and dictionary.</p>	<p>Asafeer reading platform</p>



The Winchester School

Family Learning Newsletter-Year 5- June 2023




	<p>To describe some places in different capitals. To analyse an article about the tourism. To compare between some places in his country and the Emirates. To compare between two different capitals. To create a paragraph about tourism. To create an advertisement for a trip. My school time , (وقتي المدرسي) To express the opinion in school time. To create a paragraph about the school time. To create tweets about his school time.</p>	<p>Share some videos with your child about tourism in Arabic. Go through the links on the Arabic YouTube channel so that you can help your child learn more at home about the topic.</p>	<p>Arabic and Islamic YouTube Channel</p>
<p>Islamic for Arabs</p>	<p>عمر بن الخطاب أن يميز التلميذ سمات شخصية سيدنا عمر بن الخطاب. أن يوضح التلميذ مكانة الصحابة في الاسلام. أن يشرح التلميذ أثر العدل والإيمان في تكوين مجتمع متسامح. أن يستنتج التلميذ الدروس المستفادة من سيرة سيدنا عمر بن الخطاب.</p> <p>آداب الطريق أن يوضح التلميذ آداب الطريق. أن يستنبط التلميذ ثمرات التأدب بآداب الطريق.</p>	<p>مساعدة الابن في البحث عن أحاديث نبوية تحت على آداب الطريق. مساعدة الابن في توفير فيديوهات عن سيدنا عمر بن الخطاب . حث الابن وتشجيعه على اتباع آداب الطريق. يمكن لولي الأمر الدخول من خلال الرابط المرفق لموقع قناة اللغة العربية والتربية الإسلامية الخاص بمدرسة ونشستر ومتابعة التسجيلات الخاصة بالدروس ومشاركتها مع التلميذ وتدوين ما تعلمه في دفتره المدرسي.</p>	<p>قناة اللغة العربية والتربية الإسلامية بمدرسة ونشستر</p>



The Winchester School

Family Learning Newsletter-Year 5- June 2023



<p>Islamic for Non – Arabs</p>	<p>With my Prophet in Paradise (Noble Hadith)</p> <p>To distinguish the ranks in paradise. To list the deeds that lead to paradise as mentioned by Prophet Mohamed (PBUH).</p> <p>Surat An-Nabaa</p> <p>To recite the holy verse properly and correctly.</p> <p>To explain the vocabulary of the verses.</p> <p>To infer the signs of Allah’s power in the universe.</p> <p>The blessing of the human mind.</p> <p>To explain the importance of the blessing of mind. To identify the deeds that lead to paradise as mentioned by Prophet Mohamed (PBUH).</p>	<p>Share your child the deeds that lead to paradise as mentioned by Prophet Mohamed (PBUH). Please share the given link with your child and practice to recite the holy verse properly and correctly.</p> <p>Speak with your child about the signs of Allah’s power in the universe.</p> <p>Share with your child the forms of kindness to others. Share your child the general meaning of the Hadith.</p> <p>Talk with your child about the deeds that lead to paradise as mentioned by Prophet Mohamed (PBUH)the aspects of tolerance of Islam.</p> <p>Go through the links on the Arabic YouTube channel so that you can help your child learn more at home about the topic.</p>	<p>Arabic and Islamic YouTube Channel</p>
<p>Geography</p>	<p>To explore the position and significance of the time zones.</p>	<p>Talk to your child about time zones and how day and night is caused.</p> <p>Share the relationship between the Prime Meridian and the International Date Line.</p> <p>Encourage your child to research the different time zones.</p>	<p>https://easyscienceforkids.com/all-about-the-time-zone/</p> <p>https://kids.britannica.com/students/article/International-Date-Line/275074</p>



The Winchester School

Family Learning Newsletter-Year 5- June 2023




			https://kids.britannica.com/students/assembly/view/166703 https://kids.kiddle.co/Time_zone
History	To explore Anglo- Saxon leisure activities.	<p>Talk to your child about life and different leisure activities during the Anglo-Saxon times.</p> <p>Share the similarities and differences between the Anglo-Saxon and the modern-day pastimes.</p> <p>Encourage your child to research the Anglo-Saxon skills that are still in action.</p>	https://www.natgeokids.com/uk/discover/history/general-history/anglo-saxons/ http://www.earlybritishkingdoms.com/kids/leisure_activities.html https://www.bbc.co.uk/bitesize/topics/zxsbcdm/articles/zq2m6sg
UAE Social Studies Infrastructure	To explore the importance of infrastructure in the UAE.	<p>Talk about the key vocabulary: infrastructure, institutions and revenue.</p> <p>Share the importance of infrastructure and compare and categorize different types of infrastructure.</p> <p>Encourage your child to understand the term 'revenue' and research how tourist attractions help communities make money.</p>	https://www.trade.gov/country-commercial-guides/united-arab-emirates-design-and-construction#:~:text=The%20UAE%20has%20a%20sizeable,deck%20road%20project%2C%20and%20more.



The Winchester School

Family Learning Newsletter-**Year 5- June 2023**




Term Project	To explore and provide details of an institution or organization in your community.	<p>Talk with your child about the meaning of the key vocabulary; affiliated</p> <p>Encourage your child to research and identify an institution or organization in your community and include the following information in the project: Provide details about the identified organization/institution.</p> <p>Discuss whether they would like to work as a volunteer or become a member of that institution/organization and explain why.</p>	<p>https://www.vision2021.ae/en/national-agenda-2021/list/environment-circle</p> <p>https://www.betterup.com/blog/importance-of-community</p>
French	<p>Unit: Review.</p> <p>To recap description.</p> <p>To recap school objects and school subjects</p> <p>To give opinions and justifications.</p> <p>To recap Time in French.</p> <p>To recap Verb “avoir ” and “être”.</p>	<p>Talk- Review the topics given from PPT</p> <p>Encourage- Students to keep exploring the links given</p>	<p>https://quizlet.com/_3xav2g</p> <p>https://quizlet.com/_4wg1gx</p> <p>https://quizlet.com/_3xawbm</p> <p>https://quizlet.com/_4irttf</p> <p>https://quizlet.com/_4wg1ty</p>
Physical Education Activity -1	<p>Board Games: Snakes and ladders</p> <p>Sport Quiz</p>	<p>Talk and Encourage the children to do the following:</p> <p>Instruct all the rules of the game</p>	<p><u>Useful sites:</u></p> <p>Link1:</p>



The Winchester School

Family Learning Newsletter-Year 5- June 2023



	Aim of the lesson is to improve their counting skills / Addition/ subtraction and gain knowledge about rules of the game.		https://www.youtube.com/watch?v=gWz0IYqSDtk
Activity -2	Board Games: LUDO Sport Quiz Aim of the lesson is to improve their counting skills / Addition/ subtraction and gain knowledge about rules of the game.	Talk and Encourage the children to do the following: Instruct all the rules of the game	Link1: https://www.youtube.com/watch?v=ludUKmZUHSc
Activity -3	Chess Sport Quiz Aim of the lesson is to improve their counting skills / Addition/ subtraction and gain knowledge about rules of the game.	Talk and Encourage the children to do the following: Instruct all the rules of the game Pieise movements	<u>Useful sites:</u> Link 1: https://www.youtube.com/watch?v=NAIQyoPcjNM
Music Year 05 (Kiko)	Chess Sport Quiz Aim of the lesson is to improve their counting skills / Addition/ subtraction and gain knowledge about rules of the game.	Talk and Encourage the children to do the following: Instruct all the rules of the game Pieise movements	<u>Useful sites:</u> Link 1: https://www.youtube.com/watch?v=fKxG8KjH1Qg



The Winchester School

Family Learning Newsletter-Year 5- June 2023



Music Year 05 (Joyson)	<p>Improving child's confidence and musicality through music letter names reading.</p> <p>We explore the music notes in a specific song "Havana." So that they are able to play in the recorder</p>	<p>Let the child understand the music note and the finger position on the recorder.</p> <p>Ask the child to perform it with the beat. Below mentioned link is for the beats. 80 BPM - Simple Straight Beat - Drum Track - YouTube</p>	Easy Havana Recorder Tutorial Part 1 - Step by Step - YouTube
Music Year 05 (Sunil)	<p>Learning how to play the song "Havana" on recorder</p>	<p>Let the child practice at home, even though there will be squeaking.</p> <p>Be an audience. But better also check if the child is holding the recorder properly.</p>	
ICT	<p>3d - design your dream room</p> <p>To evaluate the attributes, you want to include in your dream room, plan it on paper, use basic math, and then recreate your vision in Tinker Cad.</p>	<p>Encourage your child to use technology or a sketch book to develop an organized system for drawing ideas and documenting progress.</p> <p>Motivate the students to develop proportional models based on real measurements.</p> <p>Design a 3D room in Tinkercad.</p>	TinkerCAD Instructables