















# The Winchester School


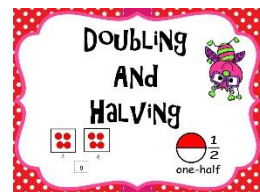
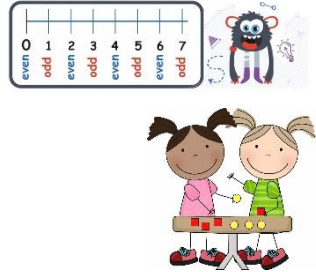
## Family Learning Newsletter (FS 2) – March 2022





Area of learning	Focus	Home activities/How can you help your child at home	Useful website
<p><b>Communication and Language</b></p>	<p><b>Listening and attention</b> Listen attentively and respond to what they hear with relevant questions, comments and actions when being read to.</p> <p><b>Understanding</b> Make comments about what they have heard and ask questions to clarify their understanding.</p> <p><b>Speaking:</b> Express their ideas and feelings about their experiences using full sentences including use of past, present and future tense.</p>	<p><b>Encourage</b> your child to read stories on their own. You can also read different stories to your child during the day and at bedtime. Encourage your child to listen attentively and respond appropriately. Ask questions based on the stories.</p> <p><b>Encourage</b> your child to set up a table for a tea party. Let your child invite their friends for a tea party at home. Model hosting a tea party and talking to guests and <b>Encourage</b> your child to linger and converse over their drinks and snacks.</p> <p>Display pictures and photographs showing familiar events, objects and activities and talk about them with your child.</p> <p><b>Encourage</b> your child to use words like and, because etc. in their sentences. Give your child thinking time. Wait for them to think about what they want to say and how they want to put their thoughts into words, without jumping too soon to say something yourself. Make sure that you are modelling correct grammar to children.</p>	<p><a href="#">Useful website</a> <a href="#">Developing Listening Skills</a></p>  <p><a href="#">Tea Party Role play</a></p>  <p><a href="#">My Reflection</a></p> 

<p><b>Prime Area Personal, Social and Emotional Development</b></p>	<p><b>Making Relationships:</b> Work and play cooperatively and take turns with others.</p> <p><b>Sense of Self:</b> Explain the reasons for rules, know right from wrong and try to behave accordingly.</p> <p><b>Understanding Emotions</b> Show an understanding of their own feelings and those of others, and begin to regulate their behaviour accordingly.</p>	<p><b>Encourage</b> your child to practice sharing, taking turns, resolve conflicts, and feel the joy of friendship. You can use playtime with siblings/ friends to nurture relationship-building skills.</p> <p><b>Encourage</b> your child to imagine how their behaviour might affect others: "I see that you told Greta that she can't play ball with you. How do you think that made her feel?"</p> <p>Provide books with stories about characters that follow or break rules, and the effects of their behaviour on others. Model the golden rules which they have to follow in their daily life and talk about the reason to follow them and their consequences.</p> <p><b>Encourage</b> your child to think about issues from the viewpoint of others. Make time to listen to your child respectfully and explain to him/her why this is important.</p> <p><b>Encourage</b> your child to do a self-analysis and make a list of things, which make them uneasy. For e.g. When someone has taken their toy without asking or if someone tears their story book.</p> <p><b>Talk</b> about how they are going to solve these problems.</p>	<p><a href="#">Relationships</a></p>  <p><a href="#">Golden Rule</a></p>  <p><a href="#">Positive relationships</a></p> 
<p><b>Physical Development</b></p>	<p><b>Moving and handling:</b> Demonstrate strength, balance and coordination when playing.</p> <p><b>Health and self-care:</b> Manage their own basic hygiene and personal needs, including dressing, going to the toilet and understanding the importance of healthy food choices.</p>	<p>Engage your child in a variety of activities where they can practice moving in different ways and at different speed, balancing, target throwing, rolling, kicking and catching etc.</p> <p><b>Talk</b> about hygiene, how we must brush our teeth before sleeping, wash our hands before eating, comb our hair, trim our nails etc.</p> <p><b>Encourage</b> your child to have a healthy routine everyday by sleeping on time and eating a healthy diet.</p>	<p><a href="#">Super Fun Balance Exercise</a></p>  <p><a href="#">Hygiene Habits</a></p>

<p><b>Specific Area Literacy</b></p>	<p><b>Reading</b> Read aloud simple sentences and books that are consistent with their phonic knowledge, including some common exception words.</p> <p><b>Stories</b> <b>Oi! Get of the train</b> <b>Mr Gumpy's motor car</b> <b>Mr Gumpy's outing</b> <b>The Grouchy ladybug</b></p> <p><b>Writing:</b> Write simple phrases and sentences that can be read by others.</p> <p><b>Jolly Phonics:</b> <b>Letters:</b> qu,ou,oi, ,ue,er,ar, <b>Recap of Letters:</b> ch, sh, th, th, qu, ou, oi, ue,er,ar</p>	<p><b>Share</b> and read words and simple sentences. Provide varied texts and encourage your child to use all their skills including their phonic knowledge to decode words. <b>Encourage</b> your child to find out complex words using dictionaries and newspapers.</p> <p>Provide varied texts and encourage your child to use his/her skills including their phonic knowledge to decode words.</p> <p><b>Encourage</b> to read more books on animals: endangered animals farm animals, underwater animals etc. Help your child to talk about different stories and discuss. Share and read information books on different animals. Try to find out the different features of each animal. Ex. Day and night animals. Look at websites with pictures and stories of animals. <b>Encourage</b> your child to go through the picture galleries and recognise the different animals. <b>Talk</b> about endangered, extinct, farm and wild animals.</p> <p><b>Encourage</b> your child to label their drawings by saying the word slowly and then focusing on each sound to make that word. To encourage your child in writing simple sentences using HF words. For example. The cat is big. The car is red, etc. <b>Share</b> fun ways of encouraging your child to practice writing their labels and captions. e.g. Draw it on the playground with chalk and ask them to paint over it with water. Plan interesting opportunities for writing for e.g get well cards to children who are ill. Praise your child for trying to segment, and reassure them the writing doesn't have to be perfect.</p> <p><b>Encourage</b> your child to label their drawings by saying the word slowly and then focusing on each sound to make that word. <b>Encourage</b> your child in writing simple sentences using HF words. For example. The</p>	<p><a href="#">Reading Sentences</a></p>  <p><a href="#">Oi! Get Off Our Train</a></p>  <p><a href="#">Mr Gumpy's Motor Car</a></p>  <p><a href="#">The Grouchy ladybug</a></p>  <p><a href="#">Mr. Gumpy's Outing</a></p> 
--------------------------------------	---	--	--

	<p><b>Introduction of tricky words:</b> there, them, then, this, with, are, you, her, were,</p>	<p>cat is big. The car is red, etc. Share fun ways of encouraging your child to practice writing their labels and captions. e.g. Draw it on the playground with chalk and ask them to paint over it with water. Plan interesting opportunities for writing e.g. get-well cards to friends who are ill. Praise your child for trying to segment, and reassure them the writing doesn't have to be perfect.</p> <p><b>Encourage</b> your child to find objects around the house with the letter sounds 'ch, sh, th, th, qu, ou, oi, ue, er, ar'. Cut pictures from pamphlets, old books for letter sounds e.g. chair, shut, think and thumb, queen, mouth, soil, blue, sister, arch etc. and design a colourful, illustrative 'My Letter Sounds Booklet'.</p>	<p><a href="#">Jolly Phonics Set 5</a>  <a href="#">Jolly Phonics Set 6</a>  <a href="#">Jolly Phonics Set 7</a></p> <p><a href="#">Tricky Words and Sight Words Song</a></p> 
<p><b>Mathematics</b></p>	<p><b>Numbers</b>          Explore and represent patterns within numbers up to 10, including evens and odds, double facts and how quantities can be distributed equally.</p> <p><b>Numerical Patterns</b>          Compare quantities up to 10 in different contexts, recognising when one quantity is greater than, less than or the same as the other quantity.</p>	<p><b>Encourage</b> your child to make up their own story problems and solve. Ex- My mum gave 2 chocolates and my dad double of 2, how many chocolates my dad gave to me?</p> <p><b>Encourage</b> your child to use five fingers on each hand to count and make them understand a total of ten fingers altogether, or that two rows of three eggs in the box make six eggs altogether. This will also support the development of your child's reasoning skills.</p> <p><b>Encourage</b> your child to use different types of objects to sort and find many ways of making the same number.</p> <p>Provide your child with many concrete experiences with hands-on materials that can lead them to a deep understanding of the concept of greater than and less than to do more complex math problems. Play fun one more and one less math game can will help kids develop the concept of more, less or equal to. For example, give them 2 sets of objects. Ask them to say which set has more and which set has less objects without counting. They can then count and check.</p>	<p><a href="#">Doubling and Halving</a></p>  <p><a href="#">Even and Odd Numbers</a></p>  <p><a href="#">Comparing Numbers</a></p>

<p><b>Understanding the World</b></p>	<p><b>People and communities</b> Knows about similarities and differences between themselves and others, and among families, communities, cultures and traditions.</p> <p><b>The Natural world</b> Understand some important processes and changes in the natural world around them, including the seasons and changing states of matter.</p> <p><b>Technology</b> Develops digital literacy skills by being able to access, understand and interact with a range of technologies.</p>	<p>Help your child to see the ways in which their cultures and beliefs are similar, sharing and discussing practices, resources, celebrations and experiences. <b>Share</b> stories that reflect the diversity of children’s experiences.</p> <p><b>Talk</b> about different animals. Where are they found? What do they eat? Which animal is found in the desert and in the snow? Why do they survive there? What are some animals that change color in winter? Go to a nearest park or play area and ask your child to look carefully at the different leaves they see. Talk about how are they similar and different? Why do leaves change colour? Talk about different plants, leaves-colours, size, shapes, touch rough/smooth, thick/thin. It is about season change and matter like ice to water ....</p> <p><b>Encourage</b> your child to use the computer to play games, find stories and search for pictures/ images. <b>Encourage</b> your child to help press the button at the pelican crossing, or speak into the intercom to tell somebody you have come back.</p>	 <p><a href="#">Communities for Kids</a></p>
<p><b>Expressive Art and Design</b></p>	<p><b>Creating with materials:</b> Safely use and explore a variety of materials, tools and techniques, experimenting with colour, design, texture, form and function.</p> <p><b>Being imaginative and expressive:</b> Sing a range of well-known nursery rhymes and songs.</p>	<p>Provide your child with opportunities to use their skills and explore concepts and ideas through their representations. <b>Encourage</b> them to create interesting artwork using paint, colours, junk, etc.</p> <p><b>Encourage</b> your child to watch nursery rhymes and simple songs on You tube and join in the singing. <b>Encourage</b> them to change the words within the songs.</p>	 <p><a href="#">Painting Ideas for Kids</a></p>

## **Upcoming Events**

3<sup>rd</sup> March- World Wile Day

3<sup>rd</sup> March- International Writers Day

8<sup>th</sup> March- International Women Day

11<sup>th</sup> March Fun Fair

15<sup>th</sup> March – Emirati Children’s Day

16<sup>th</sup> March-Field Trip

20<sup>th</sup> March-International Day of Happiness

21<sup>st</sup> March- International Day of Forest

27<sup>th</sup> March to 7<sup>th</sup> April 2023 Spring break

