



The Winchester School

Year 4 Family Learning Newsletter March 2023



Punctuations: Learning Objective

- To use basic punctuations to mark grammatical boundaries like commas and full stops are used to join and separate clauses; to identify in their writing which is more effective.

Text Level: Learning Objectives

- To explore the key features and sources of finding information and annotate.
- To explore the different ways in which authors can present formal informational writing.
- To discuss the purpose of the text and retrieve information.

Unit 14; Non-Fiction- Feathered Record Breakers- page 46/ The Owl Who was Afraid of the Dark- Integrated with other subjects.

Reading-Book Based Activity- Unit 14- Pages-46-48- annotate the features of the text

SPAG: Phrases: Types of phrases- Revision

Speaking: Endangered and Extinct animals and birds

Talk to the children that inverted commas or speech marks go around direct speeches, including its punctuation. Remind them that if the speech ends with an exclamation mark or question mark, this also goes inside the inverted commas.

Give an unpunctuated paragraph to the children and ask them to rewrite the same using punctuations appropriately. Create their own punctuation cards and explain its usage. Enjoy Kung FU punctuation activity using the links.

[Online punctuation games](#)

Ask "What is a fact file?"

Encourage them to write whatever comes to their mind to check their basic understanding.

Tell them that Fact Files are a way of presenting information and can be structured in many different ways.

Ask them to list the way in which the information is presented.

Question them on the following:

The purpose of the text.

Information it contains

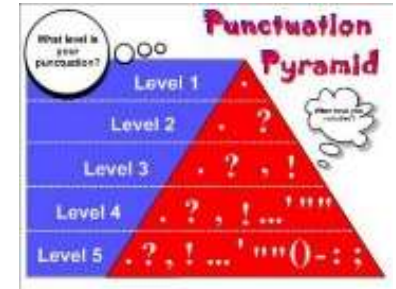
Style of writing

Lay out features

Difference between Facts and Opinions

Tell them that they are going to create their own Fact File on given topics choosing an appropriate style : personal and impersonal

[punctuations interactive](#)



[Fact Files Info Text](#)

[Writing a Fact File](#)

[Fact and Opinion](#)

[Presenting Information](#)



The Winchester School

Year 4 Family Learning Newsletter March 2023



	<p>Cross Curricular link to UAE and Science</p> <p>Exploring Chapters 16-20 of the novel Writing: Summary Writing.</p> <p>Gap Analysis- SPAG: Tenses-Revision Gap Analysis- Reading Comprehension- Skills of Deducing & Summarising Gap Analysis- Writing- Features of Informal Letter</p> <p>Link to Education: Equality: Am I a fair person? What does it mean to treat people equally?</p>	<p>Encourage them to Create their own Fact File doing some research work on the following topics:</p> <ul style="list-style-type: none">• Arabian Oryx• UAE Culture and Tradition <p>Revisit the use of Phrases by watching the video: https://www.youtube.com/watch?v=kSGMWCq-UHQ https://www.bbc.co.uk/bitesize/articles/zh4thbk</p> <p>Discuss with your children about the importance of being fair.</p> <p>Show them scenarios where they can choose between being fair or unfair.</p> <p>Remind them that it is very important to inculcate and follow moral values as they are strong pillars in building up character.</p>	<p>https://www.theschoolrun.com/what-phrase https://www.softschools.com/examples/grammar/phrases_and_clauses_examples/416/</p>
--	---	--	--



The Winchester School

Year 4 Family Learning Newsletter March 2023



Numeracy

Properties of 2-D shapes and 3- D shapes

To identify and investigate properties of common 2-D shapes and 3-D shapes.

To identify acute and obtuse angles in 2-D shapes



Talk to your child about the different 2D and 3D shapes they see around them e.g. road sign boards, items found in kitchen. Challenge them to classify them based on their similarities and differences.

Encourage your child to open an empty cereal box, undo all flaps check its net and sketch it on paper. Identify the shapes you have sketched.

Challenge

Look at the drawings of the **two-dimensional** shapes below. Write the name of the **three-dimensional** shape that has similar properties to the 2D shape below each drawing.

cube pyramid sphere

3D = _____ 3D = _____ 3D = _____

See if you can describe the **properties** of each of the shapes.

Talk: -about random straight lines across students' tables to create lots of angles where the tape overlaps.

Encourage: -Then ask your students to sit around the table with a marker, and encourage them to classify as many angles as they could. After classifying angles, pupils can then move on to measuring them.

Teaching Angles: here are generally 4 types of angles you will come across.

Acute Angles – An acute angle is an angle that is less than 90°

Properties of 2-D shapes and 3-D shapes

Games

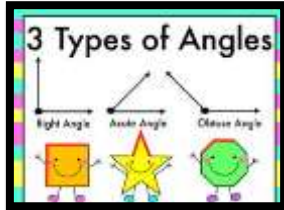
Angles-Games

https://www.abcya.com/games/bow_and_angle



The Winchester School

Year 4 Family Learning Newsletter March 2023



Obtuse Angles – An obtuse angle is an angle greater than 90° but less than 180°

Reflex Angles – A reflex angle is greater than 180° but less than 360°

Right Angles – A right angle is 90° and has a small square inside the angle to indicate it is a right angle. The two rays in a right angle are **perpendicular**.

Straight Angle – A straight angle is one-half a whole turn and is 180° . It is the angle **Straight Angle**. A straight angle is one-half a whole turn and is 180° . It is the angle formed by the rays going in opposite directions.

Complete turn – A full rotation is 360° . Sometimes referred to as a **full angle**.

Challenge

4a. Match the angles which will still be acute when they are combined.

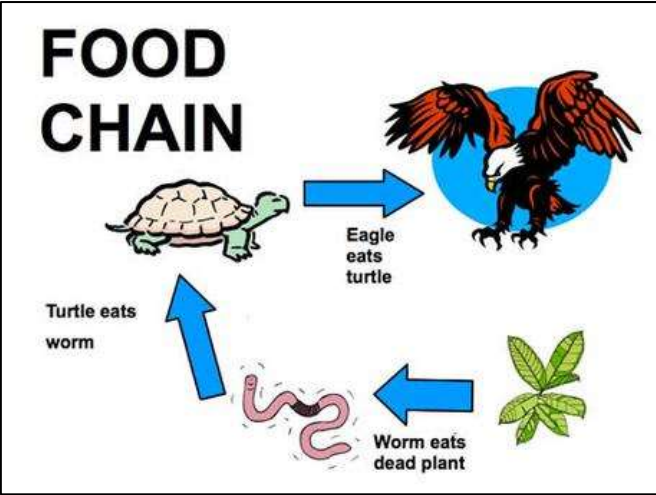
67°	56°
23°	19°
75°	14°



The Winchester School

Year 4 Family Learning Newsletter March 2023





<p>Science</p>	<p>Circuits and conductors</p> <p>To construct simple circuits and name its basic parts</p> <p>To explore how a switch can be used to make or break a circuit to turn things on and off.</p> <p>To understand that some materials are better conductors of electricity than others.</p> <p>To explore different types of food chains/webs in the local environment as well as different habitats.</p>	<p>Talk</p> <p>Talk to your children about mains electricity (<i>Mains electricity</i> is the term used to refer to the <i>electricity</i> supply from <i>power</i> stations to households). Together identify the appliances that are powered by batteries and the mains. Talk about the dangers of mains electricity (very high voltage therefore should be handled with care to avoid electricity shocks)</p> <p>Share</p> <p>Simple batteries</p> <p>Children can build and test simple batteries to develop a better understanding of electricity. Have them roll a lemon on a surface and find a clean 1AED coin or nail or copper wire. Cut two parallel slits into the lemon, close together. Making sure the coins do not touch, put one coin in one lemon slot and another coin in the other. For this activity please refer to this web link: http://hilaroad.com/camp/projects/lemon/lemon_battery.html</p> <p>FOOD CHAIN</p> 	<p>Circuits and Conductors</p> <p>Electric Circuits</p> <p>Investigating conductors and insulators</p> <p>How to make a circuit?</p> <p>How to light a bulb using a cell.</p> <p>Circuit and switch</p> <p>Food chains and webs</p> <p>https://www.youtube.com/watch?v=CZhE2p46vJk</p> <p>Food Chains Compilation: Crash Course Kids - YouTube</p> <p>BrainPOP UK - Food Chains - YouTube</p>
-----------------------	--	--	--



The Winchester School

Year 4 Family Learning Newsletter March 2023



Area of Learning	Focus	Home activities/How can you help your child at home	Useful Websites and Vocabulary
Humanities History	Roman roads To understand why Romans, build new roads in Britain. Key Vocabulary: Roman road, camber, highway	Talk to your child about giving three reasons why the romans wanted new roads in Britain. Share with your child information on labelling the map to show the Romans road. Encourage your child to create a model to show a cross-section of a Roman road.	https://www.youtube.com/watch?v=JUqrgeh30CQ  



The Winchester School

Year 4 Family Learning Newsletter March 2023



		<p>their behaviour may be upsetting others and how being honest about their own actions can benefit others.</p> <p>Share with your child to understand what bullying is, and be able to describe the main elements: why people bully others, the characteristics of bullying behaviour, different forms of bullying and how bullying can be stopped.</p>	
<p>Music Year 4 (Mr.Kiko)</p>	<p>Improving children’s confidence and musicality through singing actions songs and chanting rhymes. Improving on listening skills and recalling. Reading Notes</p>	<p>Improving children’s confidence and musicality through singing actions songs and chanting rhymes. Improving on listening skills and recalling. Reading Notes</p>	<p>https://www.timeout.com/new-york-kids/music/best-kids-songs</p> <p>Lightly Row - Recorder Tutorial 🎵 EASY Song - YouTube</p>
<p>Music Year 4 (Mr.Sunil)</p>	<p>Learning how to play the song “Every night in my dreams” on recorder</p>	<p>Let the child practice at home, even though there will be squeaking. Be an audience. But better also check if the child is holding the recorder properly.</p>	
<p>Music Year 4 (Mr.Joyson)</p>	<p>Improving child’s confidence and musicality through music letter names reading for beginners. We explore the music notes in a specific song “Lightly row So that they are able to play in the recorder</p>	<p>Let the child understand the music note and the finger position on the recorder. Ask the child to perform it with the beat. Below mentioned link is for the beats. 80 BPM - Simple Straight Beat - Drum Track - YouTube</p>	



The Winchester School

Year 4 Family Learning Newsletter March 2023






Area of learning	Focus	Home activities/How can you help your child at home	Useful websites
Physical Education WEEK 1 & Activity -1	<p><u>Throw ball/Service:</u></p> <p>Students will be able to understand the game & how to perform service skills.</p> 	<p><u>Talk and Encourage the children to do the following:</u></p>  <p>Encouraging Children to take part in Throwball Games, practicing more time with wall return services to become master in Servicing skill in Throwball Game.</p>	<p><u>Useful sites:</u></p> <p>https://www.youtube.com/watch?v=VD5HZjM2l0 https://www.youtube.com/watch?v=nUw_8zq06HM https://www.youtube.com/watch?v=MTi18LoWjOs</p> 
WEEK 2 & Activity -2	<p><u>Throwball/Throwing:</u></p> <p>Students will be able to understand how to perform throwing skills.</p>	<p><u>Talk and Encourage the children to do the following:</u></p> <p>Encouraging Children to take part in Throwball Games, practicing more time with wall return throwing or with partner practices to become master in Throwing skill in Throwball Game.</p> 	<p><u>Useful sites:</u></p> <p>https://www.youtube.com/watch?v=aZTHjSRERYQ https://www.youtube.com/watch?v=S5YNfqxn8v4 https://www.youtube.com/watch?v=o_RGP8VmNoo</p>



The Winchester School

Year 4 Family Learning Newsletter March 2023



<p>WEEK 3 & Activity -3</p>	<p><u>Throwball/Catching:</u></p> <p>Students will be able to understand how to perform catching skills.</p>  <p>ThrowBall</p>	<p><u>Talk and Encourage the children to do the following:</u></p> <p>Encouraging Children to take part in Throwball Games, practicing more time with wall return throwing/catching, individual or with partner practices to become master in catching skill in Throwball Game.</p> 	<p><u>Useful sites:</u></p> <p>https://www.youtube.com/watch?v=EyyL1qU-HRc</p> <p>https://www.youtube.com/watch?v=1alnZWz8A-Y</p> <p>https://www.youtube.com/watch?v=FYS9o-MwI</p>
	<p><u>Throwball/Team play:</u></p> <p>Students will learn how to play a game with basic rules & will be able to understand of the game.</p>	<p><u>Talk and Encourage the children to do the following:</u></p> <p>Encouraging Children to take part in Throwball Games, watching the game in YouTube to understand the compete level between the two teams in a throwball match</p> 	<p><u>Useful sites:</u></p> <p>https://www.youtube.com/watch?v=awd3EQtn1Ik</p> <p>https://www.youtube.com/watch?v=WLEKkpRSbAo</p> <p>https://www.youtube.com/watch?v=gDfJQwVs6aE</p>



The Winchester School

Year 4 Family Learning Newsletter March 2023



Area of learning	Focus	Home activities/How can you help your child at home	Useful website
Arabic for Arabs	<p>أمير الأطباء أن يقرأ التلميذ النص قراءة سليمة . أن يحدد التلميذ الفكرة الرئيسة والأفكار الفرعية في النص. أن يميز التلميذ الحوار الداخلي والحوار الخارجي بالقصة . أن يصيغ التلميذ نهاية جديدة للقصة .</p> <p>الجملة الفعلية : أن يميز التلميذ بين الجملة الاسمية والفعلية . أن يحدد التلميذ أركان الجملة الفعلية . أن يوظف التلاميذ الأفعال الثلاثة في كتابة جمل فعلية .</p> <p>الألف اللينة في نهاية الأسماء : أن يميز التلميذ الألف اللينة في نهاية الأسماء . أن يصيغ التلميذ فقرة مستخدماً الألف اللينة .</p>	<p>قراءة إحدى القصص وتحديد عناصرها . مساعدته في جمع شواهد عن الجملة الفعلية . استخدام بعض الألعاب التعليمية المساعدة في فهم الجملة الفعلية . مساعدته في كيفية الإلقاء . مساعدته في التمييز بين النصوص الأدبية . حثه على استخدام التعبيرات المجازية في حديثه . يمكن لولي الأمر الدخول من خلال الرابط المرفق لموقع قناة اللغة العربية والتربية الإسلامية الخاص بمدرسة ونشستر ومتابعة التسجيلات الخاصة بالدروس ومشاركتها مع التلميذ وتدوين ما تعلمه في دفتره المدرسي.</p>	<p>منصة عصافير للقراءة قناة اللغة العربية والتربية الإسلامية بمدرسة ونشستر</p>
Arabic for Non-Arabs	<p>Jobs and Careers To distinguish between the jobs and careers. To describe the jobs and careers using the new vocabulary. To compare between the different jobs and careers. To create a paragraph about the jobs and careers. To express his opinion about the jobs and careers.</p>	<p>In every lesson, we provide the students with new words with their meanings to help your child memorize and use in sentences of his/her own. Ask your child to speak about his favorite job. Go through the links on the Arabic YouTube channel so that you can help your child learn more at home about the topic.</p>	<p>Asafeer reading platform Arabic and Islamic YouTube Channel</p>



The Winchester School

Year 4 Family Learning Newsletter March 2023



<p>Islamic for Arabs</p>	<p>صلاة الجماعة أن يدلل الطالب على فضل صلاة الجماعة أن يستنتج الطالب فضل صلاة الجماعة</p> <p>السنن الرواتب أن يستنتج فضل السنن الرواتب أن يعدد فضل عدد ركعات السنن الرواتب</p> <p>سورة الغاشية أن يوضح الطالب المعنى الإجمالي للسورة أن يلتزم الطالب آداب التلاوة</p>	<p>يساعد ولي الأمر التلميذ في تعلم فضل السنن الرواتب التشجيع على صلاة السنن الرواتب حفظ السورة من خلال المصحف المعلم حثه على الصلاة في جماعة تسجيل فيديو لتلاوة السورة ومشاركته مع المعلم. يمكن لولي الأمر الدخول من خلال الرابط المرفق لموقع قناة اللغة العربية والتربية الإسلامية الخاص بمدرسة ونشستر ومتابعة التسجيلات الخاصة بالدروس ومشاركتها مع التلميذ وتدوين ما تعلمه في دفتره المدرسي.</p>	<p>قناة اللغة العربية والتربية الإسلامية بمدرسة ونشستر</p>
<p>Islamic For Non-Arabs</p>	<p>Migration to Abyssinia. To explain the causes of the Muslims' migration to Abyssinia. To know the good treatment between Muslims and non-Muslims. To infer the beauty of Islam in conversation of Jar'far ibn Abi Talib</p> <p>Congregational prayer (Salatul-Jama'ah) To differentiate between Salatul-jamaaha, and Salatul-Fard. To explain the importance of praying in Jama'ah.</p> <p>Those among you with the best manners. To explain the importance of having good manners. To conclude the manners of prophet Mohamed (P-B-U-H) through the honorable hadith. To identify some of the manners of Prophet (P-B-U-H) in order to follow them.</p>	<p>Share the given link and conclude the causes of the Muslims' migration to Abyssinia. Conclude the beauty of Islam in conversation of Jar'far ibn Abi Talib used with the king of Abyssinia. Share the given link and conclude the causes of the Muslims' migration to Abyssinia. Conclude the beauty of Islam in conversation of Jar'far ibn Abi Talib used with the king of Abyssinia. Talk with your child about the importance of having good manners in Islam. Share your child the honorable hadith and conclude the manners of Prophet Mohamed (P-B-U-H).</p> <p>Ask your child to apply the manners of our beloved Prophet in his daily life. Encourage your child to color monthly prayer chart and answers in book ISLAM MY WAY OF LIVING as Encourage your child to apply obligatory element of Salah Go through the links on the Arabic and Islamic YouTube channel so that you can help your child learn more at home about the topic.</p>	<p>Arabic and Islamic YouTube Channel</p>



The Winchester School

Year 4 Family Learning Newsletter March 2023

