



The Winchester School

Family Learning Newsletter-Year 5-March 2023



Area of Learning	Focus	Home activities / How can you help your child at home	Useful Websites																											
Literacy	<p>Spellings:</p> <p>To explore the prefixes: ‘anti’, ‘un’, ‘inter’, ‘over’ and ‘sub’.</p> <p>To explore the suffix: ‘ant’, ‘ment’, ‘less’ and ‘ful’.</p> <p>Grammar:</p> <p>To examine the use of figurative devices in a set of sentences.</p> <p>To explore different types of adverbs.</p> <p>To apply Relative Clauses in sentences.</p> <div data-bbox="327 916 792 1366" style="text-align: center;"> <p>PHRASE VERSUS CLAUSE</p> <table border="1" style="width: 100%; border-collapse: collapse;"> <tr> <td style="background-color: #1a3d4d; color: white; padding: 5px;">Phrases do not contain a subject and a predicate.</td> <td style="background-color: #006d5c; color: white; padding: 5px;">Clauses contain a subject and a predicate.</td> </tr> <tr> <td style="background-color: #1a3d4d; color: white; padding: 5px;">Phrases cannot convey a complete thought.</td> <td style="background-color: #006d5c; color: white; padding: 5px;">Clauses can sometimes convey a complete thought.</td> </tr> <tr> <td style="background-color: #1a3d4d; color: white; padding: 5px;">Phrases cannot stand alone.</td> <td style="background-color: #006d5c; color: white; padding: 5px;">Independent clauses can stand alone.</td> </tr> </table> </div>	Phrases do not contain a subject and a predicate.	Clauses contain a subject and a predicate.	Phrases cannot convey a complete thought.	Clauses can sometimes convey a complete thought.	Phrases cannot stand alone.	Independent clauses can stand alone.	<p>Learn and practice writing spelling lists no. 7,8,9 & 10 in the SPAG Workbook.</p> <p>Discuss, the use of Phrases and Relative Clauses.</p> <p>Ask, the child to refer to a range of texts and spot figurative language and types of adverbs.</p> <p>Practice, the use of Phrases and Clauses in daily conversation.</p> <div data-bbox="913 842 1303 1366" style="text-align: center;"> <p>Relative Clauses</p> <p>It is used to give extra information about the nouns in the main clause, without starting another sentence. A relative clause starts with a relative pronoun.</p> <table border="1" style="width: 100%; border-collapse: collapse;"> <tr> <td style="background-color: #f8d7da; padding: 5px;">who / that</td> <td style="padding: 5px;">Subject or object pronoun for people</td> <td style="padding: 5px;">That's the woman who bought my house.</td> </tr> <tr> <td style="background-color: #d1ecf1; padding: 5px;">which / that</td> <td style="padding: 5px;">Subject or object pronoun for ANIMALS or THINGS</td> <td style="padding: 5px;">The horse which Mary was riding is very friendly and beautiful.</td> </tr> <tr> <td style="background-color: #fff3cd; padding: 5px;">where</td> <td style="padding: 5px;">Refers to a PLACE</td> <td style="padding: 5px;">We found the wood where I used to go.</td> </tr> <tr> <td style="background-color: #d4edda; padding: 5px;">when</td> <td style="padding: 5px;">Refers to a TIME expression</td> <td style="padding: 5px;">I will never forget the day when I graduated.</td> </tr> <tr> <td style="background-color: #f8d7da; padding: 5px;">whose</td> <td style="padding: 5px;">POSSESSION for people, animals and things</td> <td style="padding: 5px;">The mother whose child is missing is very sad.</td> </tr> </table> </div> <div data-bbox="1326 746 1733 1366" style="text-align: center;"> <p>FIGURATIVE LANGUAGE Posters</p> <table border="1" style="width: 100%; border-collapse: collapse;"> <tr> <td style="background-color: #fff3cd; padding: 5px;"> <p>SIMILE</p> <p>Comparison of two things, using the words "like" or "as"</p> <p>This room is as hot as an oven.</p> </td> <td style="background-color: #fff3cd; padding: 5px;"> <p>HYPERBOLE</p> <p>An exaggeration</p> <p>I am so hungry, I could eat a horse.</p> </td> </tr> <tr> <td style="background-color: #fff3cd; padding: 5px;"> <p>PERSONIFICATION</p> <p>Giving human characteristics to an object or animal</p> <p>The tree danced in the wind.</p> </td> <td style="background-color: #fff3cd; padding: 5px;"> <p>ONOMATOPEIA</p> <p>The use of a word to make a sound</p> <p>Pop. Boom! Fizz.</p> </td> </tr> <tr> <td style="background-color: #fff3cd; padding: 5px;"> <p>ALLITERATION</p> <p>The repetition of the same beginning sound of words</p> <p>Seven snakes slithered slyly.</p> </td> <td style="background-color: #fff3cd; padding: 5px;"> <p>METAPHOR</p> <p>Comparison of two things, saying that one thing IS or WAS another thing.</p> <p>This room is an oven.</p> </td> </tr> </table> </div>	who / that	Subject or object pronoun for people	That's the woman who bought my house.	which / that	Subject or object pronoun for ANIMALS or THINGS	The horse which Mary was riding is very friendly and beautiful.	where	Refers to a PLACE	We found the wood where I used to go.	when	Refers to a TIME expression	I will never forget the day when I graduated.	whose	POSSESSION for people, animals and things	The mother whose child is missing is very sad.	<p>SIMILE</p> <p>Comparison of two things, using the words "like" or "as"</p> <p>This room is as hot as an oven.</p>	<p>HYPERBOLE</p> <p>An exaggeration</p> <p>I am so hungry, I could eat a horse.</p>	<p>PERSONIFICATION</p> <p>Giving human characteristics to an object or animal</p> <p>The tree danced in the wind.</p>	<p>ONOMATOPEIA</p> <p>The use of a word to make a sound</p> <p>Pop. Boom! Fizz.</p>	<p>ALLITERATION</p> <p>The repetition of the same beginning sound of words</p> <p>Seven snakes slithered slyly.</p>	<p>METAPHOR</p> <p>Comparison of two things, saying that one thing IS or WAS another thing.</p> <p>This room is an oven.</p>	<p>What are prefixes?</p> <p>Fun Games on Prefixes</p> <p>Relative clause quiz</p> <p>Phrases and Clauses Worksheet</p> <p>Figurative Language</p> <p>Types of Adverbs</p>
Phrases do not contain a subject and a predicate.	Clauses contain a subject and a predicate.																													
Phrases cannot convey a complete thought.	Clauses can sometimes convey a complete thought.																													
Phrases cannot stand alone.	Independent clauses can stand alone.																													
who / that	Subject or object pronoun for people	That's the woman who bought my house.																												
which / that	Subject or object pronoun for ANIMALS or THINGS	The horse which Mary was riding is very friendly and beautiful.																												
where	Refers to a PLACE	We found the wood where I used to go.																												
when	Refers to a TIME expression	I will never forget the day when I graduated.																												
whose	POSSESSION for people, animals and things	The mother whose child is missing is very sad.																												
<p>SIMILE</p> <p>Comparison of two things, using the words "like" or "as"</p> <p>This room is as hot as an oven.</p>	<p>HYPERBOLE</p> <p>An exaggeration</p> <p>I am so hungry, I could eat a horse.</p>																													
<p>PERSONIFICATION</p> <p>Giving human characteristics to an object or animal</p> <p>The tree danced in the wind.</p>	<p>ONOMATOPEIA</p> <p>The use of a word to make a sound</p> <p>Pop. Boom! Fizz.</p>																													
<p>ALLITERATION</p> <p>The repetition of the same beginning sound of words</p> <p>Seven snakes slithered slyly.</p>	<p>METAPHOR</p> <p>Comparison of two things, saying that one thing IS or WAS another thing.</p> <p>This room is an oven.</p>																													



The Winchester School

Family Learning Newsletter-Year 5-March 2023



Reading Comprehension:

Unit 17- The Dragon Pearl- Traditional Tale
(Fiction)

Unit 16: Fiction - The Hedgehog Mystery

Lesson Objective:

To infer and interpret the text.

To further develop inferential skills.

To collate explicit and implicit meaning from the passage.


Text Level:

Descriptive Writing: Matilda – Roald Dahl

To explore and identify the elements of a novel.

To draw inferences and collect facts that are accurate and justify records with evidences.


To explore the elements of a descriptive text.



Encourage to read the texts from the Collins Comprehension Skills Book:

Discuss the meaning of inferences.

Together explore the text and analyse the explicit and implicit details from the text.



Discuss the main events from the comprehension by applying various skills of comprehension.

Ask questions with reference to the text.

Encourage the children to predict the events and provide reasoned justification for their views.

Encourage your child to read books of Roald Dahl. Get them to understand the writing style of the author.

[Reading Strategies](#)

[Roald Dahl: Matilda Wormwood](#)

[Creating Characters: Matilda](#)

[Matilda Characters](#)

[Word wall: Matilda](#)

[Matilda Film Guide](#)




[Descriptive Writing- Example](#)



The Winchester School

Family Learning Newsletter-Year 5-March 2023



		<p>Read other books like “Georges Marvelous Medicine”, “Charlie and the Great Glass Elevator”.</p> <p>Discuss and analyse the features of Roald Dahl's writing style. Help your child to distinguish between the characters from the novel.</p> <p>Discuss the elements of a descriptive writing.</p> <div style="border: 1px dashed gray; padding: 5px;"> <p>Stepping into my favourite café, I am instantly greeted by the heavenly aroma of freshly brewed coffee. Relieved to be away from the hustle and bustle outside the café, I immediately find a table and sit down. The soft clatter of keyboards travels to my ears as students type away on their laptops. As I scan my surroundings, my eyes land on the mouth-watering display of muffins and cakes topped with colourful frosting sitting prettily on the counter.</p>  <p>www.kitfoxenglish.com</p> </div> <div style="border: 1px dashed gray; padding: 5px;"> <p>Stepping into my favourite café, I am instantly greeted by the sense of smell heavenly aroma of freshly brewed coffee. Relieved to be away from the hustle and bustle outside the café, I immediately find a table and sit down. The soft clatter of keyboards sense of hearing travels to my ears as students type away on their laptops. As I scan my surroundings, my eyes land on the mouth-watering display of muffins and cakes sense of sight topped with colourful frosting sitting prettily on the counter.</p> <p>www.kitfoxenglish.com</p> </div>	
<p>Numeracy</p>	<p>To find equivalent fractions and relate fractions to their decimal representations.</p>	<p>Explain to your child why equivalent fractions are important. Use hands-on activities. For example, take a pizza, cut it in half then cut one half into three equal slices. The single half and the half cut into three should appear equal. $\frac{1}{2} = \frac{3}{6}$</p>	 <p>https://www.ixl.com/math/grade-5/equivalent-fractions</p>



The Winchester School

Family Learning Newsletter-Year 5-March 2023



$$\frac{1}{4} = 0.25$$
$$\frac{2}{4} = 0.5$$
$$\frac{3}{4} = 0.75$$

To read and write decimal numbers as fraction.

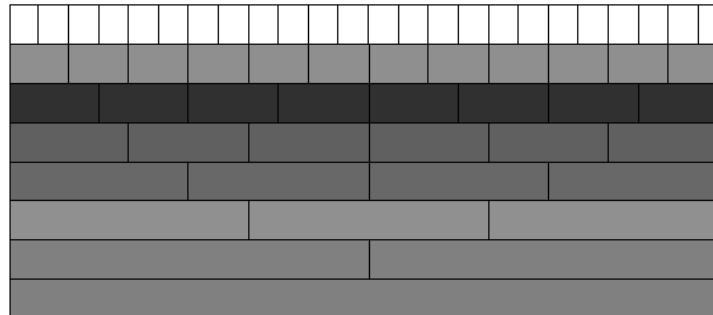
Decimals to Fractions

$$0.2 = \frac{1}{5} \quad 0.24 = \frac{6}{25}$$
$$3.6 = 3\frac{3}{5} \quad 2.496 = 2\frac{62}{125}$$
$$0.8\overline{3} = \frac{5}{6} \quad 3.6\overline{12} = \frac{596}{165}$$

Encourage your child to answer how fractions and decimals are connected. They both show a part of a whole. Share the fact that if one numeral follows the decimal, that decimal is said as tenths. Therefore, when writing it as a fraction, its denominator will be 10.

Challenge:

Fractions:



- Using the image above and find out how many different ways can you find of writing 12?
- From the picture, what equivalent fractions for 13 can you find?
- Again, using the image of the fraction wall, find out how else could you write 34?
- What other fractions do you know that are the same as 12?
- Find some other fractions which are equivalent to 34.

<https://www.iknowit.com/lessons/e-equivalent-fractions.html>

<https://www.abcya.com/games/equivalent-fractions-bingo>

<https://www.futuristicmath.com/games/5th-grade-convert-fractions-to-decimals-fishing-game.html>



The Winchester School

Family Learning Newsletter-Year 5-March 2023



Science

Living Things and Their Habitats

To compare the life cycles of birds and mammals.

To compare the life cycle of amphibians and mammals.

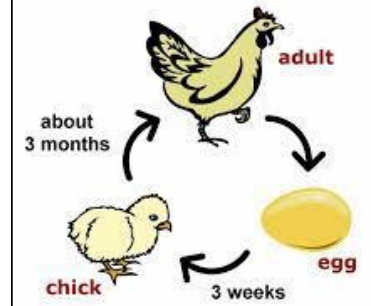
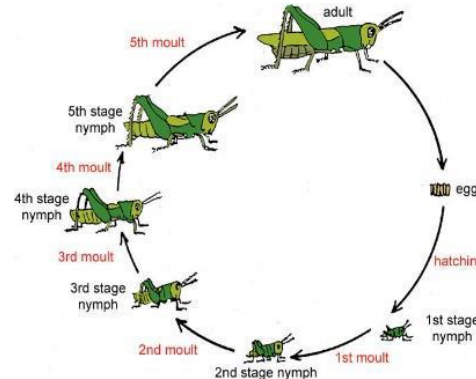
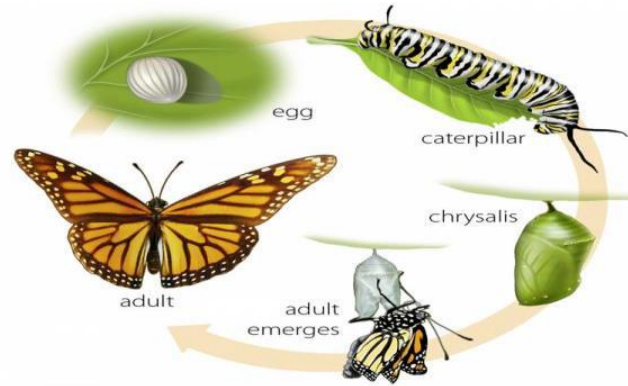
To compare the life cycle of insects and mammals.

To compare Complete and Incomplete metamorphosis

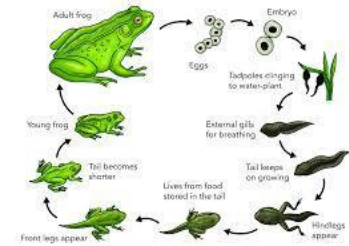
Talk with your child about the physical characteristics of all birds (hen, sea gull, duck etc.) and talk to them about the difference in life cycles of birds and mammals.

Share with your child the physical characteristics of amphibians and talk to them about the life cycle of amphibians (Frog, salamander) and mammals.

Discuss with your child the characteristics of insects, (Grass hopper, Butterfly etc. and their lifecycle.



<https://stpetersrprimary.org/wp-content/uploads/2020/06/Life-cycle-of-a-bird.pdf>



<https://www.youtube.com/watch?v=AMs3waaW75g>

<https://www.youtube.com/watch?v=7AUeM8Mbalk>

https://www.youtube.com/watch?v=UCgrFG_b8uc



The Winchester School

Family Learning Newsletter-Year 5-March 2023



<p>Arabic for Arabs</p>	<p>قصة "كرزة"</p> <p>أَنْ يُفسِرَ المُفْرَدَاتِ الجَدِيدَةَ مُوظِّفًا القَامُوسَ المُصَوِّرَ. أَنْ يفسِرَ الكَلِمَاتِ وَالعِبَارَاتِ المُسْتخدَمَةَ فِي النصوصِ الأَدبِيَّةِ. أَنْ يوظفَ المعاني الجديدة في النص . أَنْ يحددَ بَينَةَ النصِ السَرديِّ وَتسلسلِ الأَحداثِ. أَنْ يَستَخلِصَ المعزى مِنأحداثِ القِصةِ . أَنْ يَستنتجَ سماتِ الإِسلوبِ للكاتبِ أَنْ يُجيبَ عَنَ أسئَلَةِ النِّصْنِ وَيطْرَحُ أسئَلَةً: (مَنْ - ماذا - متى - - أين - لماذا - كيف) مُظهِرًا فَهْمَهُ لِلنِّصْنِ، مُبَدِّيًا رَأْيَهُ فِيهِ. تَشِيدُ التَّفَرُّقِ أَنْ يفسِرَ الطالِبُ العِلاقَةَ بَينَ الكَلِمَاتِ أَنْ يحددَ الفِكرَةَ الرَّئِيسَةَ لِلأَبْيَاتِ أَنْ يفسِرَ المعنى الإِجماليِّ لِلأَبْيَاتِ أَنْ يَقدِّرَ بَينَ نَصيْنِ مُختَلَفينِ . نص الاستماع المطر أَنْ يفسِرَ الجملِ وَالعِبَارَاتِ المُسْتخدَمَةَ فِي النصوصِ الأَدبِيَّةِ. أَنْ يَستنتجَ العِلاقَةَ بَينَ الأَحداثِ (أحداثِ بَسيطةٍ مِنَ النِّصْنِ). أَنْ يُجيبَ عَنَ أسئَلَةِ النِّصْنِ وَيطْرَحُ أسئَلَةً: (مَنْ - ماذا - متى - - أين - لماذا - كيف) مُظهِرًا فَهْمَهُ لِلنِّصْنِ، مُبَدِّيًا رَأْيَهُ فِيهِ. القواعد النحوية (أحوال خبر كان وأحوالها) أَنْ يحددَ أركانَ جُملةٍ كانَ . أَنْ يَقدِّرَ بَينَ الجُملةِ الإِسمِيَّةِ وَجُملةٍ كانَ . أَنْ يحددَ أنواعَ الخَبرِ فِي جُملةٍ كانَ .</p>	<p>قراءة بعض القصص المتعلقة من خلال منصة عصافير. جمع صور تحمل أشكال التعاون بين المجتمعات مشاهدة فيديو عن أهمية القراءة . تدريب الطالب بالمنزل على بعض الكتابات الوصفية وأيضا كتابات اليوميات يَكْتُبُ المُتَعَلِّمُ فِقرَةً مُضَمَّنًا إِيَّاهَا جُمْلَةً رَئِيسَةً، وَتَفاصيلَ دَاعِمَةً، وَجُمْلَةً خَتَامِيَّةً مَعَ الإلتزام التام بالمعايير. يُجيبُ التلميذَ عَنَ أسئَلَةِ النِّصْنِ وَيطْرَحُ أسئَلَةً: (مَنْ - ماذا - متى - أين - لماذا - كيف) مُظهِرًا فَهْمَهُ لِلنِّصْنِ، مُبَدِّيًا رَأْيَهُ فِيهِ يُحدِّدُ المُتَعَلِّمُ بَعضَ الأَحداثِ مُستَخلِصًا مَعزَاهَا، مُعَبِّرًا عَنَ رَأْيِهِ فِيهَا. يمكن لولي الأمر الدخول من خلال الرابط المرفق لموقع قناة اللغة العربية والتربية الإسلامية الخاص بمدسة ونشستر ومتابعة التسجيلات الخاصة بالدروس ومشاركتها مع التلميذ وتدوين ما تعلمه في دفتره المدرسي.</p>	<p>منصة عصافير للقراءة</p> <p>قناة اللغة العربية والتربية الإسلامية بمدسة ونشستر</p>
<p>Arabic for Non - Arabs</p>	<p>(شخصيات) (famous personalities) (مشهورة) To describe your favourite "star" and talk about his or her specialization and important events in their lives. To describe the famous personalities in the world. To express the opinion in famous personalities</p>	<p>Encourage your child to memorize his/her new vocabulary about the new topic (the hobbies) from the Arabic notebook and book (dictionary). Ask your child to express his/her opinion in famous personalities. Go through the links on the Arabic YouTube channel so that you can help your child learn more at home about the topic</p>	<p>Asafeer reading platform</p> <p>Arabic and Islamic YouTube Channel</p>



The Winchester School

Family Learning Newsletter-Year 5-March 2023



	<p>To describe your favourite “star” and talk about his or her specialization and important events in their lives.</p> <p>To describe the famous personalities in the world.</p> <p>To express the opinion in famous personalities.</p>		
Islamic for Arabs	<p>فاطمة بنت عبد الملك</p> <p>أن يميز التلميذ سمات شخصية فاطمة بنت عبد الملك. أن يوضح التلميذ مكانة المرأة في الاسلام. أن يعبر التلميذ عن أثر العلم في بناء شخصية الفرد. أن يستنتج التلميذ الدروس المستفادة من سيرة فاطمة بنت عبد الملك.</p> <p>القلب الرحيم</p> <p>أن يوضح التلميذ مفهوم الرحمة. أن يستنتج التلميذ ثمرات الرحمة.</p>	<p>مساعدة التلميذ في البحث في سيرة النبي صلى الله عليه وسلم. مساعدة التلميذ في البحث عن سيرة فاطمة بنت عبد الملك . مساعدة الابن وتشجيعه علي التحلي بأخلاق الاسلام ومنها الرحمة. مساعدة الابن في البحث عن أحاديث نبوية شريفة توضح فضل الرحمة حث الابن على إبراز صور الرحمة في مجتمعه.</p> <p>يمكن لولي الأمر الدخول من خلال الرابط المرفق لموقع قناة اللغة العربية والتربية الإسلامية الخاص بمدرسة ونشستر ومتابعة التسجيلات الخاصة بالدروس ومشاركتها مع التلميذ وتدوين ما تعلمه في دفتره المدرسي.</p>	<p>قناة اللغة العربية والتربية الإسلامية بمدرسة ونشستر</p>
Islamic for Non – Arabs	<p>Surat An-Nabaa</p> <p>To recite the holy verse properly and correctly.</p> <p>To explain the vocabulary of the verses.</p> <p>To infer the signs of Allah’s power in the universe.</p> <p>Make things easy (A Noble Hadith).</p> <p>To explain the importance of choosing easiest of matters in Islam.</p> <p>To explain the aspects of tolerance of Islam.</p> <p>Etiquette on street.</p>	<p>Share the given link with your child and practice to recite the holy verse properly and correctly.</p> <p>Speak with your child about the signs of Allah’s power in the universe.</p> <p>Share your child the general meaning of the Hadith.</p> <p>Talk with your child about the aspects of tolerance of Islam.</p> <p>Speak with your child about the etiquette on street in Islam.</p> <p>Talk with your child about the benefits of abiding by street’s manners.</p> <p>Share your child the general meaning of the Hadith.</p>	<p>Arabic and Islamic YouTube Channel</p>



The Winchester School

Family Learning Newsletter-Year 5-March 2023







	<p>To explain the etiquette on street in Islam. To identify the benefits of abiding by street's manners. The blessing of the human mind. To explain the importance of the blessing of mind. To identify the deeds that lead to paradise as mentioned by Prophet Mohamed (PBUH)</p>	<p>Talk with your child about the deeds that lead to paradise as mentioned by Prophet Mohamed (PBUH)the aspects of tolerance of Islam. Encourage your child to color monthly prayer chart and answers in book ISLAM MY WAY OF LIVING as Encourage your child to apply obligatory element of Salah. Go through the links on the Arabic and Islamic YouTube channel so that you can help your child learn more at home about the topic.</p>	
<p>Geography</p>	<p>To explore the key mountain ranges of the world.</p>	<p>Talk with your child about the mountain ranges of the world. Share information about the highest mountains of the world. Encourage your child to research the main areas of high ground in North America. Key Vocabulary: Mountain ranges, landscape, legend, peaks, contours.</p>	<p>https://kids.britannica.com/kids/article/mountain/346179 https://www.ducksters.com/geography/mountain_ranges.php https://www.theschoolrun.com/homework-help/mountains https://kids.kiddle.co/Mountain_range</p>
<p>History</p>	<p>To explore the origin of the Marathon Race.</p>	<p>Talk about the Marathon race. Discuss when and where it originated. Share with your child appropriate information about the Battle of Marathon, the reasons why it took place and its importance in world History. Encourage your child to research the Battle of Marathon and the first Marathon race.</p>	<p>https://marathonkidsireland.ie/history-of-the-marathon/#:~:text=The%20idea%20for%20the%20modern.After%20making%20his%20announcement%2C%20the https://kids.britannica.com/kids/article/marathon/390253 https://kids.kiddle.co/Marathon</p>



The Winchester School

Family Learning Newsletter-Year 5-March 2023





<p>UAE Social Studies</p>	<p>To explore the benefits of saving and budgeting. To develop a shopping list. To describe the careful shoppers.</p> <p>To identify the type of business they would open. To list the items needed to open up a business. To create a budget for their business.</p>	<p>Talk to your child about the meaning of saving and spending. Share with your child how you plan your budget for the month. Encourage your child to plan your budget for the month. Key Vocabulary: saving, budget, spending, income, feature, expenses</p> <p>Talk to your child about the different types of businesses and how each one serves the community. Share a few ideas on how to start a business venture and the things they need to open a new business. Encourage them to present their ideas in the class.</p>	<p>https://www.incharge.org/financial-literacy/budgeting-saving/teach-kids-to-save/</p> <p>https://www.youtube.com/watch?v=05iG8iqFFTQ</p>
<p>French</p>	<p>Les fournitures scolaires</p> <ul style="list-style-type: none"> - To name and identify different school objects. - To apply adjective agreement to describe school objects. <p>Grammar:</p> <ul style="list-style-type: none"> - To apply verb avoir in present tense. - To use the negative form. - To apply the plural form. 	<div style="text-align: center;">  <div style="border: 1px solid green; padding: 5px; display: inline-block;">Talk</div> </div> <ul style="list-style-type: none"> - Ask the child to describe their school objects using adjectives of colors . <div style="text-align: center;">  <div style="border: 1px solid blue; padding: 5px; display: inline-block;">Share</div> </div> <ul style="list-style-type: none"> - Create a presentation or poster to describe What they have/don't have in the pencil case. - Create a 3D Classroom objects and label it. <div style="text-align: center;">  <div style="border: 1px solid yellow; padding: 5px; display: inline-block;">Encourage</div> </div>	<div style="text-align: center;">  </div> <p>https://www.youtube.com/watch?v=Pmw8J2e15Y0 https://www.youtube.com/watch?v=J_svNINP97k https://www.youtube.com/watch?v=ZI9dp7nt7pg https://www.youtube.com/watch?v=xHxlth4kE2Q&t=27s https://www.youtube.com/watch?v=dzEPv-Zc3eg&t=41s</p>



The Winchester School

Family Learning Newsletter-Year 5-March 2023



		<p>Your child to find the new vocabulary and to create their own dictionary then use these words to create their own sentences.</p> <div style="display: flex; align-items: center; justify-content: center;">  <div style="border: 2px solid red; padding: 5px; margin: 0 10px;">ASK</div> <div style="text-align: right;"> <p>To keep exploring the links given.</p> </div> </div>	<p>https://www.youtube.com/watch?v=Rymbg3PnyL0 https://www.youtube.com/watch?v=rMqx0rUN8Cc https://www.youtube.com/watch?v=d2JwURExB9A&t=394s</p>  <p>https://quizlet.com/ch/605500280/les-objets-de-la-classe-flash-cards/ https://quizlet.com/605500280/test https://quizlet.com/605500280/match https://quizlet.com/605500280/gravity https://www.liveworksheets.com/fj1341832sn https://www.liveworksheets.com/ey1404571ue</p>
<p>Physical Education Activity -1</p>	<p>Cricket: Forward Drive</p> <p>Aim of the lesson is to improve their Under arm passing skills.</p>	<p><u>Talk and Encourage the children to do the following:</u></p> <p><u>Proper warm up</u> The Students will do the proper warm up and will practice Under arm passing game with basic rules. Follow the link <u>Cooldown</u> After the game students will do proper cooldown activity.</p>	<p><u>Useful sites:</u></p> <p>Link1: https://www.youtube.com/watch?v=DxCZs5SGM0w</p> <p>Link 2: Rules https://www.youtube.com/watch?v=AqtpNkMvj5Y</p>



The Winchester School

Family Learning Newsletter-Year 5-March 2023



<p>Activity -2</p>	<p>Cricket: Bowling</p> <p><u>HSE : SPORTS INJURIES</u></p> <p>Aim of the lesson is to improve their Two man passing with two balls and different passing drills skills.</p>	<p><u>Talk and Encourage the children to do the following:</u></p> <p><u>Proper warm up</u> The Students will do the proper warm up and will practice Overhead Pass (To maintain the rally) with basic rules. Follow the link <u>Cooldown</u> After the game students will do proper cooldown activity.</p>	<p>Link1: https://www.youtube.com/watch?v=VHTzqkFuljs</p>
<p>Activity -3</p>	<p>Cricket: Attacking Fielding.</p>	<p><u>Talk and Encourage the children to do the following:</u></p> <p><u>Proper warm up</u> The Students will do the proper warm up and will practice Under arm pass and overhead pass game with basic rules. Follow the link <u>Cooldown</u> After the game students will do proper cooldown activity.</p>	<p>Link 1; https://www.youtube.com/watch?v=YqAs0WEw58Y</p>
<p>Activity -4</p>	<p>Cricket: High catching</p> <p>HSE: ENERGY DRINKS</p>	<p><u>Talk and Encourage the children to do the following:</u></p> <p><u>Proper warm up</u> The Students will do the proper warm up and will practice Under arm Service (To hit the ball close to the net)game with basic rules. Follow the link <u>Cooldown</u> After the game students will do proper cooldown activity.</p>	<p>Link 1: https://www.youtube.com/watch?v=c25Q1i-08Rw</p>
<p>Music Year 05 (Kiko)</p>	<p>Improving children's confidence and musicality through singing actions songs and chanting rhymes.</p>	<p>Let the children sing action songs at home. Ask the child to perform the songs we learned in school. Help the child choose which other songs they know aside from the songs taught in school and let them</p>	<p>https://www.timeout.com/new-york-kids/music/best-kids-songs</p>



The Winchester School

Family Learning Newsletter-Year 5-March 2023



	Improving on listening skills and recalling. Reading Notes.	invent their own singing actions.	
Music Year 05 (Joyson)	Improving child's confidence and musicality through music letter names reading. We explore the music notes in a specific song "Havana". So that they are able to play in the recorder	Let the child understand the music note and the finger position on the recorder. Ask the child to perform it with the beat. Below mentioned link is for the beats. 80 BPM - Simple Straight Beat - Drum Track - YouTube	Easy Havana Recorder Tutorial Part 1 - Step by Step - YouTube
Music Year 05 (Sunil)	Learning how to play the song "Believer" on the recorder.	Let the child practice at home, even though there will be squeaking. Be an audience. But better also check if the child is holding the recorder properly.	
ICT	<u>Topic Digital Citizenship</u> Define the term "digital footprint" and identify the online activities that contribute to it. Identify ways that are -- and are not -- in control of their digital footprint. Evaluate the responsibilities they have for the digital footprints of themselves and others. Explore what information is appropriate to be put online.	Discuss How to be a good digital citizen. Encourage Children to use technology responsibly.	Digital Citizenship Guide for Parents (mediasmarts.ca) https://youtu.be/ourb9j-dq8Q https://youtube.com/playlist?list=PL8TjVyuBdsCnTZiAYcQcF4v-6dw0nIRJm



The Winchester School

Family Learning Newsletter-Year 5-March 2023



Digital citizenship: Thinking critically and using technology responsibly to learn, create, and participate

DIGITAL FOOTPRINT & IDENTITY

We define who we are.

Instructions

It's important to be aware of our digital footprint. Follow the footprints to see what you can learn about each person. Get one or more family members together to help. Don't forget to read the setup before doing the activity together!

Setup

Read aloud: What we do online leaves digital footprints that can give clues about what we do and who we are. We should be aware of the digital footprints we're leaving and the person that we appear to be to others online.

Activity

Read aloud: Let's follow the digital footprints, read the clues, and talk about what we learn.



Watched YouTube Minecraft videos



Played Minecraft on a public server



Searched online for articles about Iceland

Based on the footprints, what did you learn about this person? Discuss with each other.



Pasted picture on Instagram of friend next to Hillside Elementary School sign



Searched for soccer shorts on Amazon



Streamed Imagine Dragons on Spotify

Based on the footprints, what did you learn about this person? Discuss with each other.



Played Roblox and used chat



Watched Guardians of the Galaxy on Netflix



Used Google Docs to write a report

Based on the footprints, what did you learn about this person? Discuss with each other.