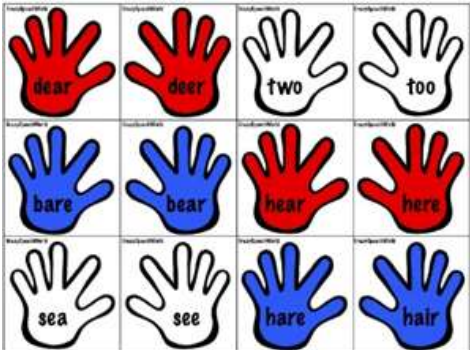





The Winchester School

Family Learning Newsletter (Year 2)- May 2023




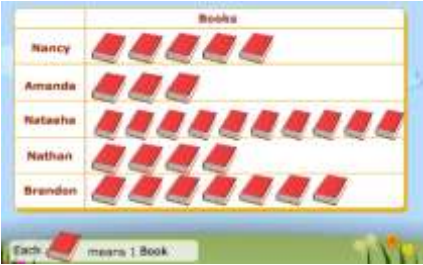
Area of learning	Focus	Home activities/How can you help your child at home.	Useful websites
Literacy	<p>Spelling To learn words that sound the same but are not spelt the same and do not mean the same (homophones). To know the correct meaning of a homophone pair.</p> <p>Punctuation To effectively use punctuation learnt, in stories and other creative writing tasks. To understand the significance of punctuation in improving the fluency and expression or reading and writing.</p> <p>Information text To research and write an information text. To confirm the understanding of informational text by asking and answering questions about key details. To discuss the difference between pictures and photographs.</p> <p>Grammar To use the suffix less and ful to form adjectives. To use the suffix “er” and “est” to create comparative and superlative adjectives</p>	<p>Share a few homophones with your child and have them think of some more and make a list of pairs of homophones. Encourage them to frame sentences using the pairs of homophones in each sentence. Examples: His <u>son</u> doesn’t like playing in the <u>sun</u>. The student <u>won</u> <u>one</u> trophy.</p> <p>Practice Kung Fu punctuation with your child, remind them to use it whenever you are writing about a story they have read or writing a letter to their friends or grandparents.</p> <p>Share the responsibility with your child to research on any topic (animal/landmark) and elicit the special features. Share with you child any extra interesting information you have about the topic. Encourage your child to use appropriate vocabulary, time connectives and correct grammatical syntax as this will ensure quality in the written tasks.</p> <p>Share a list of root words e.g. colour, taste, power etc. Then encourage them to add the suffixes less and ful to these words and form adjectives. Challenge them to make sentences using these words. Display a set of similar type of objects different in size, shape etc. For example, apples, glasses, spoons etc. Ask your child to arrange these items in order. Encourage them to describe</p>	<p>Homophones Homophones</p>  <p>Information Text Features of Information Text</p> <p>suffix full-less</p> <p>Suffixes-er, est</p> 



The Winchester School

Family Learning Newsletter (Year 2)- May 2023



	<p>Text Level Fiction with a message To explore dialogue through role play. To explore different story endings. To be able to write a book review.</p>	<p>each of these items using adjectives ending with er or est e.g. The red ball is bigger than the blue ball but the green is the biggest.</p> <p>Talk to your child about an author and the types of books written by that author, express a personal response and make independent choices about their own reading.</p> <p>Visit a bookshop with your child. Pick a book with an interesting heading and ask your child questions like: What do you think this story is going to be about? Encourage them to explain what kind of characters are there in the story? What lesson did you learn from the story? etc</p> <p>Organise a get together with your child's friends and give them different parts of the story to enact.</p>	<p>Fiction with a message</p> 
<p>Numeracy</p>	<p>Ask and answer simple questions by counting the number of objects in each category.</p> <p>Interpret and construct simple pictograms, tally charts, block graphs, Venn diagrams and simple tables.</p>	<p>Talk to your child about different ways of presenting data. (Tally chart, pictogram, block graphs, Venn diagram etc.)</p>  <p>Use two hula hoops to make a Venn diagram on the floor or on a large table. Give your child a group of objects and</p>	<p>Pictogram</p> <p>bar charts</p> <p>Venn diagram</p> <p>Sorting in a Venn diagram</p>



The Winchester School Family Learning Newsletter (Year 2)- May 2023



Ask and answer questions about totaling and comparing categorical data.

ask them to sort them into two categories, with some overlap. **Encourage** them to come up with the criteria to sort. For example, if you gave them different shapes of different colours, they could choose how to sort them. For example, they might put blue shapes in one circle and squares in another. They would place blue squares in the intersect. Any shapes that were not blue or square, such as a red triangle, would be placed outside the circles. To extend other math learning, you can have them sort numbers based on what they know. For example, label the two hoops multiples of 3 and Even Numbers Up to 12.

Encourage your child to create a tally chart or a Venn diagram and record the number of cars in the parking area.

Cars in the Parking area	
Colour	Tally
Red	
Yellow	
Blue	
Green	

You can also ask your child to record:

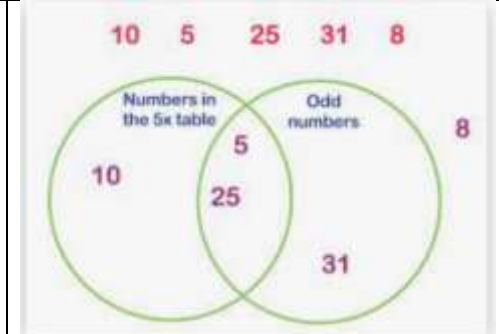
- types or colours of clothes in a wardrobe
- colours of front doors
- coins in a purse

QUESTIONS TO ASK

How do you make a tally mark?

Why is a pictogram called so?

What happens when there are already four tally marks and you want to add a fifth tally mark to that group?



[Interpreting Data](#)

[Interpreting Data](#)



The Winchester School

Family Learning Newsletter (Year 2)- May 2023



Compare, describe and solve practical problems for mass/weight and capacity for example, heavy/light, heavier than, lighter than.

Measure and record the mass/weight of objects.

Encourage your child to create questions based on the data collected and challenge his/her siblings to answer them using vocabulary like How many more? How many less? Total, difference, least, most etc

How many more spoons than forks/knives/ are in our kitchen?

What coins are the most in number?

In a grocery store **share** some items which are measured by weight. **Encourage** your child to read the weight given on their packaging in grams or kilograms. Encourage him/her to get some vegetables or fruits, estimate how much do they weight these items



QUESTIONS TO ASK

Order these 5 objects from lightest to heaviest.

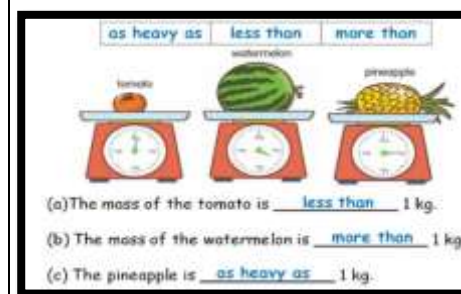
Which object is lighter/heavier?

Which 2 objects do you think might weigh the same as this object?

[measuring weight](#)

[measurements word problems](#)

[Weight Challenge](#)

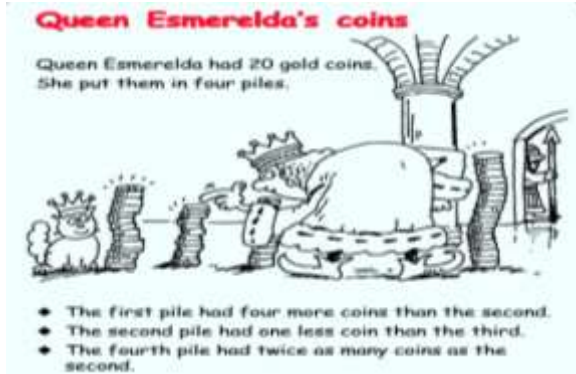







The Winchester School

Family Learning Newsletter (Year 2)- May 2023



		<p>Challenge</p>  <p>Queen Esmerelda had 20 gold coins. She put them in four piles.</p> <ul style="list-style-type: none"> • The first pile had four more coins than the second. • The second pile had one less coin than the third. • The fourth pile had twice as many coins as the second. 	
<p>Science</p> <p><u>Plant growth</u></p>	<p>To explore factors affecting the growth of the plant.</p> <p>To compare bulbs and seeds.</p> 	<p>ASK your child to share their ideas on how to investigate the factors which affect the growth of a plant.</p> <p>DISCUSS with your child how plants need water, light, soil and a suitable temperature to grow and stay healthy.</p> <p>EXPLORE, RESEARCH and SHARE information on the functions of different parts of a plant with your child. What do plants need to carry on growing healthy?</p> <p>ENCOURAGE your child to talk to you about the AIM, PREDICTION, MATERIALS REQUIRED, METHOD and how will it be a fair test.</p> <p>Challenge your child by asking will it be a fair test if he uses different types of plants to do the investigation.</p> <p>DISCUSS with your child the main differences between seeds and bulbs and SHOW children that plants grow from bulbs as well as seeds.</p>	<p>Life cycle of a Plant</p>  <p>Plant growth from seeds</p> 



The Winchester School Family Learning Newsletter (Year 2)- May 2023




		Use Autumn Bulb Planting to help children identify parts of a plant and to look at the condition's plants need to grow.	Plant growth from Bulb
Arabic for Arabs	<p>قصة " مثلث ودائرة "</p> <p>أن يحدد التلاميذ شخصيات القصة أن يكتب التلاميذ المكان والزمان أن يضع التلاميذ عنواناً آخر للقصة . أن يضع التلاميذ نهاية جديدة للقصة . أن يكتب التلاميذ ملخصاً للقصة . أن يحدد التلاميذ الجمل الاسمية والفعلية في القصة .</p> <p>نشيد " علمتني نملة "</p> <p>أن يحدد التلاميذ مفردات النص . أن يميز التلاميذ الفرق بين الشعر والنثر . أن يحدد التلاميذ المعنى الإجمالي للنص . أن يميز التلاميذ الأسلوب التعبير الحقيقي والمجازي .</p>	<p>يساعده في البحث عن قصص أطفال مصورة وإعادة ترتيبها . يساعده في قراءة إحدى القصص وتحديد عناصرها . تدريب الطالب على وصف الأشياء من حوله مستخدماً الجملة الاسمية والفعلية. تدريب الطالب بالمنزل على القيام ببعض الأعمال غير التقليدية والأشياء التي يرغب فيها والكتابة عنها مستخدماً التعبيرات الحقيقية والمجازية . يمكن لولي الأمر الدخول من خلال الرابط المرفق لموقع قناة اللغة العربية والتربية الإسلامية الخاص بمدرسة ونشستر ومتابعة التسجيلات الخاصة بالدروس ومشاركتها مع التلميذ وتدوين ما تعلمه في دفتره المدرسي.</p>	<p>منصة عصافير للقراءة</p> <p>قناة اللغة العربية والتربية الإسلامية بمدرسة ونشستر</p>
Arabic for Non-Arabs	<p>(التسوق) Shopping</p> <p>To use the new words in sentences. To describe a day in the mall using different adjectives. To conjugate the new verbs with the pronouns in sentences. (الطعام الصحي) Healthy foods, Unhealthy foods (وغير الصحي) To describe Healthy foods using different adjectives. To create a dialogue in Arabic about food. To conjugate the new verbs with the pronouns in sentences. To create a simple paragraph about healthy food, and unhealthy food.</p>	<p>In every lesson, we provide the students with new words with their meanings to help your child memorize and use in sentences of his/her own. Ask your child to speak about his - her food Ask your child to describe a day in the mall. Go through the links on the Arabic YouTube channel so that you can help your child learn more at home about the topic.</p>	<p>Asafeer reading platform</p> <p>Arabic and Islamic YouTube Channel</p>



The Winchester School Family Learning Newsletter (Year 2)- May 2023




Islamic for Arabs	<p>سورة الشمس</p> <p>أن يوضح التلميذ المعنى الإجمالي للسورة. أن يشرح التلميذ قصة قوم ثمود.</p> <p>الله الخالق القدير</p> <p>أن يستنتج التلميذ مظاهر قدرة الله في الخلق. أن يعدد التلميذ نعم الله على الإنسان.</p> <p>الصلاة على النبي</p> <p>أن يوضح التلميذ مفهوم الصلاة على النبي. أن يوضح التلميذ فضل الصلاة على النبي.</p>	<p>يشجع ولي الأمر التلميذ من خلال:</p> <p>حثه على حفظ السورة من خلال المصحف المعلم. حثه على الالتزام بالأخلاق الحسنة في القول والفعل. تشجيعه على شكر الله على نعمه .</p> <p>يمكن لولي الأمر الدخول من خلال الرابط المرفق لموقع قناة اللغة العربية والتربية الإسلامية الخاص بمدرسة ونشستر ومتابعة التسجيلات الخاصة بالدروس ومشاركتها مع التلميذ وتدوين ما تعلمه في دفتره المدرسي.</p>	<p>قناة اللغة العربية والتربية الإسلامية بمدرسة ونشستر</p>
Islamic for Non- Arabs	<p><u>Lesson1:</u> Prophet's Manners To evaluate how to follow the example of Prophet Muhammad (PBUH) in mercy and kindness. <u>Lesson 2:</u> Prayer upon the prophet To apply the guidance of the noble hadith. <u>Lesson 3:</u> Ali Ibn Abi Talib (Biography)</p>	<p>Encourage your child to memorize and understanding Surat al-Qadr. Encourage your child to abide by the manners of the prophet Muhammad (PBUH). Encourage your child to perform Salah on time. Encourage your child to watch and read story of Ali ibn Talib Go through the links on the Arabic YouTube channel so that you can help your child learn more at home about the topic.</p>	<p>Arabic and Islamic YouTube Channel</p>
Humanities	<p>History: The Great Fire of London</p> <p>What happened after The Great Fire?</p> <p>Geography: Mapping Skills</p> <p>Atlas skills -The World Atlas skills -The United Kingdom</p>	<p>Talk about the sources of evidence that historians have used to find out about The Great Fire of London. What is an eyewitness? How can an eyewitness help to explain what happened in the past?</p> <p>Share creative posters with your child showing ideas about how London could be rebuilt after The Great Fire.</p>	



The Winchester School

Family Learning Newsletter (Year 2)- May 2023



		<p>Talk to your child about the use of atlases and globes to locate the world's seven continents, five oceans, the UAE, their home countries and other places around the world.</p> <p>Share with your child the key features of an atlas and how the index helps to find the correct page for information in an atlas.</p> <p>Encourage your child to use alphabetical order in an atlas to find places and countries in the UK, the UAE and in their home countries.</p>	<p>https://www.youtube.com/watch?v=N7TPZkliTco</p> 
UAE Social Studies	<p>The Seven Emirates:</p> <p>Key vocabulary: Abu Dhabi, ruler, ruin, fort and protect</p> <p>Islam and the UAE:</p> <p>Key Vocabulary: Muslim, Islam, Mohammed (PBUH), Quran, respect, modest, halal</p> <p>Review</p>	<p>Talk to your child about different cultures and how respecting others keeps the UAE a peaceful and tolerant place to live.</p> <p>Encourage your child to compare and contrast traditions in families with different cultural backgrounds (e.g. birthdays, religious ceremonies, etc).</p> <p>Share with your child the importance of preserving the elements of national identity.</p>	<p>https://www.youtube.com/watch?v=rQfS5IQf2w4</p> <p>https://www.youtube.com/watch?v=vP18Jxj9KJc</p>
Physical Education	<p>Learning Objective: To understand the rules and regulations of the following games and able to apply perfectly.</p>	<p><u>Talk and Encourage the children to do the following:</u></p> <ol style="list-style-type: none"> 1. Jumping on the spot 2. Standing broad jump 	<p>https://youtu.be/RnTlBjNsHFg</p>



The Winchester School

Family Learning Newsletter (Year 2)- May 2023



First Week:	<u>Galloping, Jumping / Dodgeball</u> During galloping and jumping workout the focus is on to develop the basic body movements, explosiveness and body limbs movements	3. Galloping	
Second Week	<u>Leaping, skipping / Dodgeball</u> During leaping and skipping workout the focus is on to develop explosiveness, jumping ability and agility.	<p><u>Talk and Encourage the children to do the following:</u></p> <ol style="list-style-type: none"> 1. Leaping (Right leg leading) 2. Leaping (Left leg leading) 3. High skipping 4. Low skipping <p><u>Talk and Encourage the children to do the following:</u></p> <ol style="list-style-type: none"> 4. Walk in a straight line 5. Proper body limbs movements 6. Body posture while running <p><u>Talk and Encourage the children to do the following:</u></p> <ol style="list-style-type: none"> 1. Mental attention 2. Calculations 3. Counting 	<p>https://www.youtube.com/watch?v=LQeCKW_3q0g&pp=ygUUbGVhcGluZyBhbmQgc2tpcHBpbmc%3D</p> <p>www.pecentral.org</p> <p>https://www.youtube.com/watch?v=g1NUpFqtLPg</p> <p>https://www.youtube.com/watch?v=4c6FyuetSVo</p> <p>www.pecentral.org</p> <p>https://www.youtube.com/watch?v=lxVn_CL_Atg</p>
Third week	<u>Walking, Running / Dodgeball</u> During walking and running workout the focus is on to develop the basic body movements and proper body posture.		
Fourth week	<u>Snake and ladders:</u> During playing snake and ladders, the focus is on to develop mental attention, counting and calculations.		
Music Year02 Joyson	Improving child's confidence and musicality through singing actions songs and sing with the appropriate tune.	Let the children sing action songs at home. Ask the child to perform the songs we learned in school.	



The Winchester School

Family Learning Newsletter (Year 2)- May 2023





		Help the child choose which other songs they know aside from the songs taught in school and let them invent their own singing actions.	
Music Year02 (Sunil)	Read and play Musical notes with the help some words (Bee, Glow- worm, Butte fly and caterpillar).	Let the Children play the rhythm with the help of words by clapping (Bee, Glow- worm, Butterfly and caterpillar). Ask the child to read and play the musical notes without the word support	
Music Year02 Kiko	Improving children's confidence and musicality through singing actions songs and chanting rhymes Familiarizing with sounds of different instruments Differentiating Fast and Slow, Loud and Soft	Encourage the child sing action songs at home. Ask the child to perform the songs we learned in school. Help the child choose which other songs they know aside from the songs taught in school and let them invent their own singing actions. <u>Let the children listen to different instruments, especially piano, violin, flute, trumpet, and guitar</u>	https://www.youtube.com/watch?v=di8Fq2zzaWU https://youtu.be/DUfDWDsVx_Y
Computing and Thinking	To be able to write and edit text for conversation and storytelling. To be able to organize ideas to compose a comic strip. To be able to add scenes, characters to compose a comic strip To be able to compose a comic strip by differentiating between speech, thought and exclamation bubbles.	Talk about the uses and importance of using a storytelling (Comic) highlighting what makes it unique. Encourage them to create comic strips about their favourite book, or movie or food. Let them share their work with you.	https://youtu.be/AyzSO8Wj2IM https://www.storyboardthat.com/storyboard-creator https://www.youtube.com/watch?v=sC0yg5k1RqY



The Winchester School

Family Learning Newsletter (Year 2)- May 2023



<p>Moral Education</p>	<p>Topic: A Friendship without Troubles! Is it possible?</p> <ul style="list-style-type: none"> ➤ To understand how should we behave towards friends. ➤ To recognize What is friendship and why is important to maintain good friendship. <p>Topic: Respecting Others</p> <ul style="list-style-type: none"> ➤ To understand how can we behave with tolerance and respect in our communities. 	<p>Talk to your child about the importance of friendship</p> <p>Share with your child the importance of having friends and how to respect others.</p> <p>Encourage your child to draw and list the qualities they would like to have in a best friend.</p> 	<p>True Friendship</p> <p>Be Respectful to Others</p>
-------------------------------	---	--	---