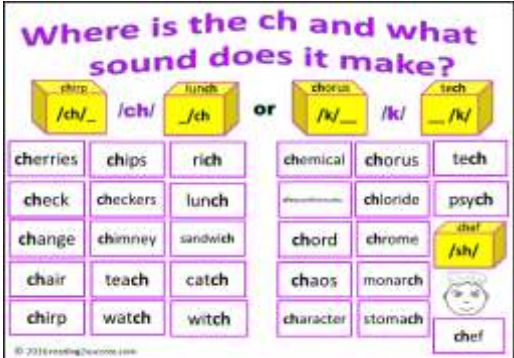

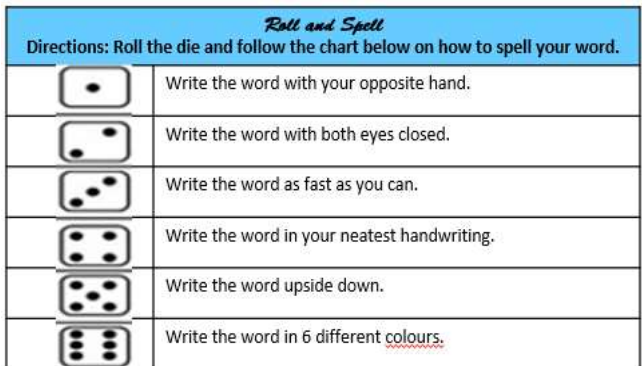






# The Winchester School

## Year 3 Family Learning Newsletter May 2023



Area of Learning	Focus	Activities	Useful Websites/Apps
Literacy	<p><b>Spellings:</b></p> <ul style="list-style-type: none"> <li>To spell 'sh' sound spelt 'ch' (as in chef)</li> <li>To use words with /k/ sound spelt 'ch'.</li> </ul>  <p><b>Grammar:</b></p> <ul style="list-style-type: none"> <li>To apply <b>Adverbs</b> of place and time in sentences.</li> <li>To choose Tenses to show time.</li> </ul> 	<p>Try out some of the activities to help your child to spell words.</p>  <p><b>Adverbs:</b></p>  <p>Share with your child that adverbs are parts of speech and are also known to provide interesting descriptions in sentences.</p> <p>Tell your child that an adverb modifies a verb, an adjective or another adverb.</p>	<p><a href="#">Ch words making /sh/ sound</a></p> <p><a href="#">Ch words making /k/ sound</a></p> <p><a href="#">Spelling game-1</a></p>  <p><a href="#">Kinds of adverbs</a></p> <p><a href="#">Choose the Adverb game</a></p> <p><a href="#">Adverbs quiz</a></p>



# The Winchester School

## Year 3 Family Learning Newsletter May 2023



- To recognize verb tenses
- To apply verb tenses correctly in sentences



### Punctuation

Punctuation marks are used in writing.

1. The [Full Stop](#) (.)
2. The [Question Mark](#) (?)
3. [Quotation Marks](#)/Speech Marks (" ")
4. The [Apostrophe](#) (')
5. The [Comma](#) (,)
6. The [Hyphen](#) (-)
7. The [Exclamation Mark](#) (!)

**Discuss** with your child the types of adverbs.

Adverb of manner tells us how an action is taking place.  
Adverb of place describes where the action is taking place.

Adverb of Time tells us when an action is happening.

**Verbs:** Give your child a time limit to act out a certain verb. To get more practice within context, tell the guessers that they have to make a sentence using the verb that is being acted out.

**Follow the sequence of a story. Ask questions such as -What happened first, next, later, finally.**

Encourage your child to highlight verbs in a paragraph and discuss which tense it has been narrated in.

**Speak to your child about the use of tenses that ascertain at what time an event is taking place.**

An activity to develop awareness of punctuation marks with your child.

### **The Dance Punctuation**

When you get to a **full stop**, you stomp.

When you get to a **comma**, you step to the side.

When you get to a **question**, you put your hands up side to side like you're asking a question and wiggle down a little.

When you get to an **exclamation point**, you jump in the air with arms up!



identifying-adverbs.pdf



how-when-and-where.pdf

[Verb Tenses](#)

[Past, Present or Future Tense?](#)

[Punctuation Game](#)







# The Winchester School

## Year 3 Family Learning Newsletter **May 2023**



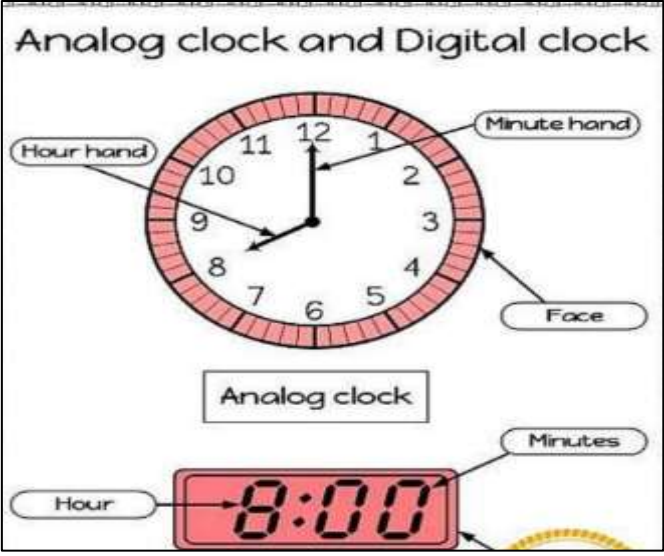
<p><b>Text Level:</b></p> <p><b>Rhyming Couplets</b></p> <p><b>Closed Descriptive poems</b></p> <ul style="list-style-type: none"> <li>➤ Rhyming words</li> <li>➤ Alliteration</li> <li>➤ Repetition</li> <li>➤ Imagery</li> <li>➤ Simile</li> <li>➤ Metaphor</li> </ul> <p><b>Examples of Couplets</b></p> <div data-bbox="333 932 1008 1358">  <p>It's hard to see the butterfly, As it flies across the night sky.</p> <p>I made the biscuits one by one, I'm waiting for the bell, they're done.</p> <p>Lightning, thunder all around, So much rain falls to the ground.</p>  </div>	<p>Encourage your child to observe poetic devices used in poems.</p> <p><b>Alliteration</b>- The glorious green grass grew quickly.  <b>Simile</b>- She had a smile like the sun.  <b>Onomatopoeia</b>- Whizz, pop, BANG! Flew the rockets.  <b>Rhyme</b>- The crazy lady bug was very lazy.  <b>Imagery</b>: The snow glistened like stars in the clear night sky.  <b>Repetition</b>: How happy we are....  How happy we were</p> <p>Tell your child that rhymes are words that end with the same sound.  Eg: <b>Hat</b>, <b>cat</b> and <b>bat</b> rhyme.</p> <p>Rhyme is the most common sound device in poetry.</p> <p><b>A couplet poem is a 2-line verse that rhymes. A poem can be made of couplets throughout the whole poem.</b></p>	<p><a href="#">rhyming couplets</a></p> <p><a href="#">poetic-devices</a></p> <p><a href="#">guess the poetic device</a></p>
---	--	--



# The Winchester School

## Year 3 Family Learning Newsletter **May 2023**



<b>Numeracy</b>	<b>Measurement -Time</b> <ul style="list-style-type: none"><li>• To tell and write the time on an analogue clock.</li><li>• To read time and keep a track of time in a given task and compare durations of events.<ul style="list-style-type: none"><li>• To read time to 5 minutes on analogue and 12-hour digital clock</li><li>• To read the time on a clock (in a.m. &amp; p.m.)</li></ul></li></ul> 	<b>Discuss</b> and note the time of your child's favourite programme, make a timetable of it and write the time of the programme as well as draw it as an analogue clock with the time shown on it.  <b>Talk</b> about why we measure time taken for various activities in our daily life.  <b>Ask questions:</b>  How long is each lesson in the school?  How long is your break time?  <b>Challenge:</b> The following given times have been recorded on the same morning. Arrange them in order starting from the earliest. <ul style="list-style-type: none"><li>• 7.55 a.m.</li><li>• quarter to eight</li><li>• 5 minutes to eight</li><li>• half-past seven</li></ul>	<a href="#">Telling Time</a>
-----------------	--	--	------------------------------





# The Winchester School

## Year 3 Family Learning Newsletter **May 2023**



### Measurement – Money

To add and subtract amounts of money to give change, using both £ and p in practical contexts.



Play board games which includes money.

### Challenge –

1. I buy a Twix for 56p and 2 mars bars that cost 49p each. How much change will I get if I pay with a five-pound note?



2. Jamie buys a twirl for 38p and a double decker for 47p and a galaxy for 76p. He has £3.75 left. How much money did he have to begin with?



[Money game](#)



# The Winchester School

## Year 3 Family Learning Newsletter **May 2023**

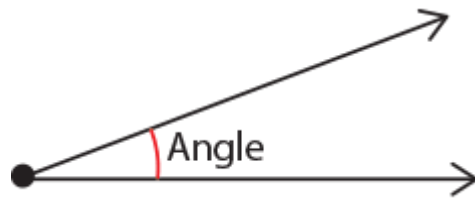


### Geometry

To measure and identify different angles.

#### What is an Angle?

Angles are formed between two rays extending from a single point:



Angles are commonly drawn as an arc (part of a circle), as above.



A right angle looks like the alphabet L. It can be observed in many shapes, like the angle made by the clock hands at 3:00 p.m. We can also see them in the places like:

- Edges of a door.
- Four edges of a television.
- Corner of the chair.
- Mobile screen.

Try to identify and notice the right angles in the following shapes.



#### Properties of Angles

Angles are measured in degrees, which is a measure of circularity, or rotation. A full rotation, which would bring you back to face in the same direction, is  $360^\circ$ . A half-circle is therefore  $180^\circ$ , and a quarter-circle, or right angle, is  $90^\circ$ . Different angles can be demonstrated on a clock face. The hour hand of the clock moves round as time passes through the day. The angle of the rotation is highlighted in green.

#### [Artistic angles](#)

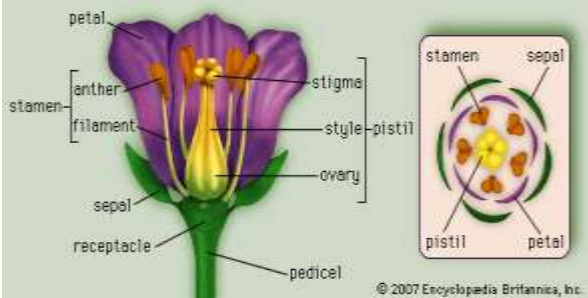
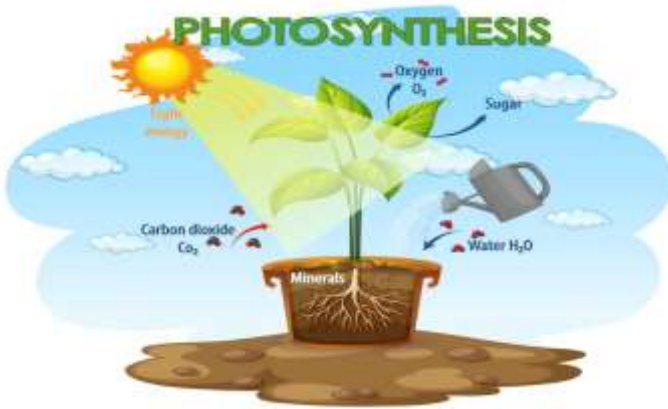
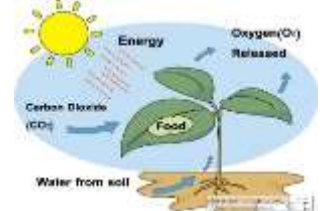

[acute-right-obtuse-and-straight-angles](#)



# The Winchester School

## Year 3 Family Learning Newsletter May 2023



<p><b>Science</b></p>	<p><b>UNIT – PLANTS</b></p> <p>To describe the function of leaves as a food factory for the plant.</p> <p>To explore the part that flowers play in the life cycle of flowering plants, including pollination, seed formation and seed dispersal.</p>  <p>To explore the requirements of plants for life and growth (air, light, water, nutrients from soil, and room to grow), and how they vary from plant to plant.</p>	<p><b>Talk</b> to your child the important function of a leaf in a plant. Make them understand that plants make their own food in the leaves and the process is called photosynthesis.</p> <p><b>Talk</b> to your child about different types of flowers. Ask your child what type of flower he/she likes most and why? Together observe a real flower.</p> <p><b>Encourage</b> your child to describe the process of photosynthesis through illustration and writing.</p> <p><b>Share</b> with your child the different ways in which seeds are carried to different places.</p> 	<p><a href="#">Functions of a leaf</a></p> <p><a href="#">Life cycle of a plant online exercise</a></p>  <p><a href="#">(liveworksheets.com)</a></p> <p><a href="#">Leaf: Photosynthesis</a></p> <p><a href="#">Seed Dispersal song</a></p> <p><a href="#">Ways of Seed Dispersal</a></p> 
-----------------------	---	--	--



# The Winchester School

## Year 3 Family Learning Newsletter May 2023



<p><b>Arabic for Arabs</b></p>	<p><b>مالك النسر الذهبي</b></p> <p>أن يفسر التلميذ المفردات الجديدة في القصة باستخدام القاموس المصور .  أن يقرأ التلميذ قراءة جهرية سليمة مراعيًا التنغيم والضبط السليم .  أن يجيب التلميذ عن أسئلة تظهر فهمه للفكر الرئيسة والفكر الفرعية مستعينًا بالنص .  أن يجمع التلميذ كلمات من محيط لغوي واحد موضحًا الفرق في دلالاتها .  أن ينشئ التلميذ جملاً فعلية .  أن يحدد التلميذ عناصر القصة .</p>	<p><b>يستطيع السيد ولي الأمر أن يساعد الطالب عن طريق:</b></p> <p>حث التلميذ على استخدام الكلمات الجديدة في تعبيراته داخل المنزل.  مساعدة التلميذ على القراءة السليمة لقصة " <b>مالك النسر الذهبي</b>"  مساعدة التلميذ في الربط بين خبراته ومعلوماته السابقة وبين ما يتعرفه من معلومات جديدة.  مساعدة التلميذ في تكوين جمل فعلية عن حياته خارج المدرسة.  مساعدة التلميذ في كيفية جمع كلمات من المحيط الذي حوله وتوظيفها في سياقات جديدة .  - توفير بعض الفيديوهات عن أسلوب الجملة الفعلية .  يمكن لولي الأمر الدخول من خلال الرابط المرفق لموقع قناة اللغة العربية والتربية الإسلامية الخاص بمدرسة ونشستر ومتابعة التسجيلات الخاصة بالدروس ومشاركتها مع التلميذ .</p>	<p><a href="#">منصة عصفير للقراءة</a></p> <p><a href="#">قناة اللغة العربية والتربية الإسلامية بمدرسة ونشستر</a></p>
<p><b>Arabic for Non-Arabs</b></p>	<p><b>( الحيوانات الأليفة ) Pets</b></p> <p>To create sentences about pets.  To describe pets using new verbs and adjectives.  To express opinion about different pets.  To compare between pets.</p>	<p>During the lessons, we provide students with new vocabulary and meanings to help your child memorize and use in sentences, and are written by your child independently.  Ask your child to speak about a favourite pet.  Ask your child to describe a pet shop, which your child may have seen or visited.  Go through the links on the Arabic YouTube channel so that you can help your child learn more about the topic.</p>	<p><a href="#">Asafeer reading platform</a></p> <p><a href="#">Arabic and Islamic YouTube Channel</a></p>





# The Winchester School

## Year 3 Family Learning Newsletter May 2023





<b>Islamic for Arabs</b>	<p><b>رعاية المحتاجين</b></p> <p>أن يبين التلميذ مفهوم ذوي الحاجه وفضل مساعدتهم .</p> <p>أن يعدد التلميذ مجالات رعاية ذوي الحاجات .</p> <p>أن يدلل التلميذ من القرآن والسنة على فضل مساعدة الناس .</p> <p><b>الرسول يحب جيرانه</b></p> <p>أن يستنتج التلميذ آداب الجيران في الإسلام.</p> <p>أن يحلل التلميذ أثر الإلتزام بآداب الجيران في الإسلام.</p> <p>أن يدلل التلميذ من القرآن والسنة على فضل التعاون مع الجيران في الإسلام.</p> <p><b>تذوق الإيمان</b></p> <p>أن يستنتج التلميذ المعنى الإجمالي للحديث الشريف.</p> <p>أن يستنتج التلميذ ما يرشد إليه الحديث الشريف.</p>	<p>تشجيع التلميذ على الاقتداء بأخلاق الرسول والصحابة الكرام.</p> <p>حث التلميذ على حسن معاملة الجيران .</p> <p>الحث على صلة الأرحام</p> <p>مساعدة التلميذ في معرفة بعض الأدلة من القرآن والسنة التي تحثنا على حقوق الجار في الإسلام .</p> <p>يمكن لولي الأمر الدخول من خلال الرابط المرفق لموقع قناة اللغة العربية والتربية الإسلامية الخاص بمدرسة ونشستر ومتابعة التسجيلات الخاصة بالدروس ومشاركتها مع التلميذ وتدوين ما تعلمه في دفتره المدرسي.</p>	<p><a href="#">قناة اللغة العربية والتربية الإسلامية بمدرسة ونشستر</a></p>
<b>Islamic for Non-Arabs</b>	<p><b>Sayeda Khadijah may Allah be pleased with her</b></p> <p>To explain who is Khadija; may Allah be pleased with her and her qualities.</p> <p>To identify her role in supporting the prophet in time of distress.</p> <p><b>Belief in Angels</b></p> <p>To identify at least five facts about Angels.</p> <p>To compare and contrast between Angels and humans.</p> <p>To explain the jobs of some of Allah's Angels.</p> <p>To search for the name of the deed for which the Angels ask forgiveness for the doer. to relate it to the pillars of faith.</p>	<p>Talk to your child about Sayeda Khadija; may Allah be pleased with her.</p> <p>Encourage your child to follow the characteristics of Sayeda Khadija, may Allah be pleased with her.</p> <p>Encourage your child to learn Surah-Azalalah.</p> <p>Encourage your child to learn Duaa taught in class.</p> <p>Talk about the pillars of Islam in general and specially believe in Angels.</p> <p>Encourage your child to be a good example of the good manners in the life.</p> <p>Go through the links on the Arabic YouTube channel so that you can help your child learn more at home about the topic.</p>	<p><a href="#">Arabic and Islamic YouTube Channel</a></p>



# The Winchester School

## Year 3 Family Learning Newsletter **May 2023**



<b>Humanities</b>	<b>Geography</b> <b>The UK - How London Grew</b> To identify ways that London changed over time.  	<b>Talk</b> about the history of London.  <b>Share</b> with your child pictures and information of the ways in which London was important in the past.  <b>Encourage</b> your child to research why London was chosen to be the location of the Prime Meridian.  <b>Vocabulary</b> City of London, Greater London, population, growth, immigration, trading, finance, suburbs, Prime Meridian.	<a href="#">London   History, Maps, Population, Area, &amp; Facts   Britannica</a>  <a href="#">What is the history of London? (thenational.academy)</a>  
<b>UAE Social Studies</b>	<b>Leadership in the UAE</b> To identify and research the current leaders in the United Arab Emirates.	<b>Talk</b> to your child and ask to find the information about the current leaders of the UAE. <b>Share</b> with your child about the Vice President and Prime Minister of the UAE.  <b>Encourage</b> your child to find out the neighboring countries of the UAE.  <b>Key Vocabulary:</b> <ul style="list-style-type: none"> <li>• National Anthem</li> <li>• represent</li> <li>• proud</li> </ul>	<a href="#">Rulers of UAE</a>



# The Winchester School

## Year 3 Family Learning Newsletter **May 2023**



	<p><b>Abu Dhabi</b></p> <ul style="list-style-type: none"><li>To identify some of Abu Dhabi's geographical features.</li></ul> <p><b>Dubai</b></p> <ul style="list-style-type: none"><li>To explore facts about Dubai as one of the Emirates.</li></ul>	<p><b>Talk</b> to your child about who is an archaeologist. What is his job? What is an artefact? <b>Encourage</b> your child to identify some of Abu Dhabi's geographical features. <b>Share</b> with your child the history of Abu Dhabi.</p> <p><b>Key Vocabulary:</b></p> <ul style="list-style-type: none"><li>archaeologist</li><li>artefact</li><li>leisure</li><li>dune</li></ul> <p><b>Talk</b> to your child about how Dubai grew and developed. <b>Share</b> with your child how Dubai makes money from business and tourism. <b>Encourage</b> your child to identify old and new means of transportation.</p> <p><b>Key Vocabulary:</b></p> <ul style="list-style-type: none"><li>port</li><li>skyscrapers</li><li>business hub</li></ul>	<p><a href="#">Abu Dhabi</a></p> <p><a href="#">Dubai</a></p>
--	---	---	---



# The Winchester School

## Year 3 Family Learning Newsletter May 2023



<b>Music</b> <b>Year03</b> <b>(Kiko)</b>	<ul style="list-style-type: none"> <li>Improving children's confidence and musicality through singing actions songs and chanting rhymes.</li> <li>Improving on listening skills and recalling.</li> <li>Playing with a recorder.</li> </ul>	<ul style="list-style-type: none"> <li>Encourage your child to sing action songs at home.</li> <li>Ask the child to perform the songs learned at school.</li> <li>Help the child choose which other songs they know beside the songs taught in school and let them invent their own actions.</li> <li>Encourage your child to practice the recorder at home.</li> </ul>	<a href="https://www.timeout.com/new-york-kids/music/best-kids-songs">https://www.timeout.com/new-york-kids/music/best-kids-songs</a>  <a href="https://www.youtube.com/watch?v=yNzwF04WC0A">https://www.youtube.com/watch?v=yNzwF04WC0A</a>
<b>Music</b> <b>Year03</b> <b>(Sunil)</b>	<ul style="list-style-type: none"> <li>Learning to play the song "Mary had a little Lamb" on the recorder.</li> </ul>	<ul style="list-style-type: none"> <li>Let the child practice at home, even though there may be squeaking.</li> <li>Be an audience, but also check if the child is holding the recorder properly.</li> </ul>	
<b>Music</b> <b>Year03</b> <b>(Joyson)</b>	<ul style="list-style-type: none"> <li>Improving child's confidence and musicality through music rhythm reading for beginners.</li> <li>We explore the relationship between quarter and eighth notes in 4/4 time</li> </ul>	<ul style="list-style-type: none"> <li>Let the child understand the music note value and clap with the notes.</li> <li>Ask the child to perform it with any percussion instrument like maracas, tambourine or recorder.</li> </ul>	
<b>ICT</b>	<b>Excel- Data Handling</b> <ul style="list-style-type: none"> <li>To enter and format data in the datasheet</li> <li>To sort and filter data.</li> </ul>	<p>Practice in data handling with excel will develop good organizational and critical thinking skills.</p> <p>Encourage your child to explore the different types of data available and the ways in which data can be sorted and filtered.</p> <p>Guide your child to format the data on a data sheet.</p>	<a href="#">Excel training</a>  <a href="#">EXCEL</a>



# The Winchester School

## Year 3 Family Learning Newsletter May 2023



<b>Physical Education</b>	<p><b>Activity 1</b></p> <p>Athletics: Body Awareness. Running posture</p> <p>Learn and develop fundamental skills and proper posture while running.</p> <div data-bbox="306 831 853 1334" data-label="Image"> <p><b>Head</b> Keep it level, avoid pointing chin up or down. Look ahead. Keep good posture. Relax your face.</p> <p><b>Shoulders</b> Keep them relaxed and over your hips, back straight, run tall.</p> <p><b>Hands</b> Keep them loose, like you're holding eggshells between your fingers.</p> <p><b>Arms</b> Swing at a 90 degree angle at your sides. Avoid swinging arms across your chest.</p> <p><b>Feet</b> Try to land feet under your body, not in front of it. Try to maintain a high cadence.</p> <p><b>Knees</b> Keep them slightly bent and try not to lift them too high.</p> </div> <p><b>Activity 2</b></p>	<p><b>Talk and Encourage the children to do the following:</b></p> <div data-bbox="1057 379 1742 737" data-label="Image"> <p><b>1. Posture</b></p> <ul style="list-style-type: none"> <li>• Tall Spine, Head Up and Chest Up</li> <li>• Slightly lean forward from ankles</li> </ul> <p><b>2. Arms</b></p> <ul style="list-style-type: none"> <li>• Relaxed and rhythmic arm swings</li> <li>• Pump back and recover forward</li> <li>• Use arms to balance your body</li> </ul> <p><b>3. Legs</b></p> <ul style="list-style-type: none"> <li>• Lift from your hip</li> <li>• Land behind your center of mass</li> <li>• Anticipate the ground</li> </ul> </div> <p><u>Proper warm up</u></p> <ul style="list-style-type: none"> <li>• Hip rotation</li> <li>• Arm rotations</li> <li>• Slow jogging on the spot</li> <li>• Alternate toe touch</li> </ul> <p>Batting Stance</p> <p>Follow the links and practice</p> <p><u>Cooldown</u></p> <p><b>Talk and Encourage the children to do the following:</b></p> <p><u>Proper warm up</u></p> <ul style="list-style-type: none"> <li>• Tuck jump</li> <li>• Depth jump</li> <li>• Star jump</li> <li>• Broad jump</li> <li>• Jumping jacks</li> </ul>	<p><b>Useful sites:</b></p> <p><a href="https://www.youtube.com/watch?v=brFHyOtTwH4">https://www.youtube.com/watch?v=brFHyOtTwH4</a></p> <p><a href="https://www.youtube.com/watch?v=kGESn8ArrU">https://www.youtube.com/watch?v=kGESn8ArrU</a></p> <p><b>Useful sites:</b></p> <p><a href="https://www.youtube.com/watch?v=5jQwXg4YlhU">https://www.youtube.com/watch?v=5jQwXg4YlhU</a></p> <p><a href="https://www.youtube.com/watch?v=p24SY6XLdoc">https://www.youtube.com/watch?v=p24SY6XLdoc</a></p>
---------------------------	--	--	---





# The Winchester School

## Year 3 Family Learning Newsletter May 2023



### Athletics: Arm & Leg movement

To learn fundamental skills and proper posture while running.



- Follow the links for forward defense
- Cool down

### Talk and Encourage the children to do the following:

#### Proper warm up

- On the spot run
- Shuttle runs
- Star jump
- Broad jump
- Jumping jacks
- Follow the links for low catching
- Cool down



### Useful sites:

<https://www.youtube.com/watch?v=-pefU7Gc9Y0>

[https://www.youtube.com/watch?v=c5nipCsMv\\_o](https://www.youtube.com/watch?v=c5nipCsMv_o)



# The Winchester School

## Year 3 Family Learning Newsletter **May 2023**



### Activity 3

#### **ATHLETICS: Various Starts & Finishing**

To learn fundamental skills and learn quick start and finish.



### Activity 4

#### **Athletics: Relay Training**

Learn and develop fundamental skills receiving and giving baton in relay training. Improvement of hand-eye coordination.

**Talk and Encourage the children to do the following:**

#### Proper warm up

- Plank Pose
- Side Plank
- Single leg Deadlifts
- High Lunge
- Tuck Crunches
- Squat Jumps

#### Cooldown



#### **Useful sites:**

<https://www.youtube.com/watch?v=ugFCbnsNaw>

<https://www.youtube.com/watch?v=kYQ0AD5dUFg>

<https://www.youtube.com/watch?v=uYgipxoSWAI>



# The Winchester School

## Year 3 Family Learning Newsletter **May 2023**



<p><b>Moral Education</b></p>	<p><b>Positive Emotions</b></p> <ul style="list-style-type: none"> <li>- To understand feelings.</li> <li>- To identify empathy and to support a friend in need.</li> </ul> <div data-bbox="309 595 987 1043"> </div>	<p><b>Talk</b> to your child about the importance of empathy and how to support a friend in need.</p> <p><b>Share</b> your experiences and activities that will help your child to react appropriately to other people's feelings. Work with your child on activities or exercises and encourage them to understand the importance of empathy.</p> <p><b>Encourage</b> your child to play the quiz and check their understanding on emotions.</p>	<p><u><b>Feelings</b></u></p> <div data-bbox="1787 375 2168 826"> </div>
-------------------------------	---	---	--