



# The Winchester School

## Year 4 Family Learning Newsletter May 2023



Area of learning	Focus	Home activities/How can you help your child at home	Useful website
Literacy	<p>Novel: Charlie and The Chocolate Factory.</p> <p><b>Spellings:</b></p> <ul style="list-style-type: none"><li>To use words with prefixes and suffixes and how to add them.</li><li>To use words with suffix 'ation'.</li><li>To use the prefix 'sub' and 'super'.</li></ul> <p><b>Grammar:</b></p> <p>To use conjunctions, adverbs and prepositions to express time and cause.</p> <p>To review the basic grammar concept- <b>direct and indirect speech</b>.</p> <p>To explore figures of speech.</p> <p><b>Punctuations:</b></p> <p>To use joined handwriting except where other special forms are required.</p> <p>To use basic punctuation to mark grammatical boundaries like commas, colons and semi-colon and speech marks.</p>	<p><b>Remind</b> the children that the prefix <b>sub-</b> means <b>under</b> and the prefix <b>super-</b> means <b>'above'</b> or <b>'more than'</b>.</p> <p><b>When we add sub or super to a root word we don't change the spelling of the root word.</b></p> <p><b>Explain</b> that the suffix –'ation' can be used to turn verbs into nouns. If the verb ends in <b>e</b> remove the <b>e</b> before adding –'ation'.</p> <p>Remember connectives link sentences. <b>Encourage</b> your child to include connectives to enrich their writing.</p> <p><b>Conjunctions</b> can be used to show <b>when or why something is happening</b>: e.g. when, before, <b>after</b>, while, so, because, etc.</p> <p><b>Adverbs</b> can be used to show <b>when something is happening</b>: then, next, soon.</p> <p><b>Prepositions</b> can be used to show <b>where or when something is happening</b>, for example: before, after, during, over there.</p> <p><b>Click</b> on the below link and play the VCOP games online: <a href="#">VCOP Games</a></p> <p><a href="#">Review Punctuation Topics</a></p> <p><b>Explore</b> the use of level 4 punctuations</p>	<p><b>Useful website:</b></p> <p><a href="https://quizizz.com/admin/quiz/60bbbf8859804001e6a3fe7/equality-and-appreciation">https://quizizz.com/admin/quiz/60bbbf8859804001e6a3fe7/equality-and-appreciation</a></p> <p><a href="#">The Use of Prefixes and Suffixes</a></p> <p><a href="#">Direct and indirect speech</a></p> <p><a href="#">Exploring Suffixes and Prefixes</a></p>



# The Winchester School

## Year 4 Family Learning Newsletter May 2023







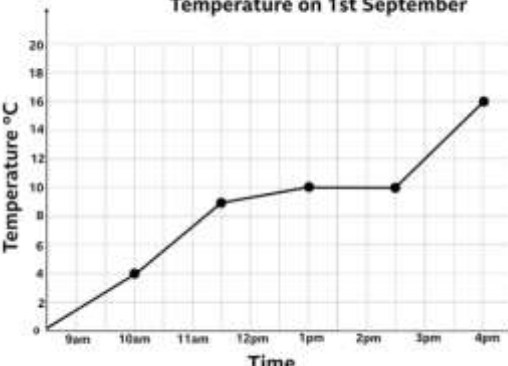
	<p><b>Text level: Classic Fiction</b>          Novel: Charlie and The Chocolate Factory.</p> <p><b>Explore descriptive writing</b> based on the novel: The Chocolate Room, Charlie's house, inventory room, golden ticket.  <a href="https://vibrantteaching.com/examples-of-descriptive-writing-for-kids/">https://vibrantteaching.com/examples-of-descriptive-writing-for-kids/</a></p> <p><b>Unit 17:</b>  <b>Cave Wars page 58-60 - descriptive writing</b></p> <p><b>Unit 20:</b>  <b>Tiger Dead Tiger Dead 67-69</b>          Exploring the key elements of descriptive writing</p> <p><b>Unit 16:</b>  <b>Whale Alert:</b> Book Based Activity</p> <p><b>Writing Topic: Descriptive Writing based on the novel.</b>  <b>Reading Comprehension- Book based.</b>  <b>STEAM Based activity- Creating Comic Strip/ Story Board using ICT tools</b></p>	<p><b>Create</b> a word wall based on the new words you encounter each time you read a book.  <b>Talk</b> to your child about the purpose of Fiction Texts.  <b>Discuss</b> and share ideas on difference between Fiction and Non-Fiction Genres. <b>Together</b> gather information on the different types of story genres.</p> <p><b>Types of Story Genre:</b>  <b>Introduce</b> your child to classic fiction novels like <b>Charlie and The Chocolate Factory</b>. <b>Discuss</b> the setting, Characters, Plot and the author's use of descriptive language.  <a href="https://charlieandthechocolatefactoryfilm.fandom.com/wiki/Inventing_Room">https://charlieandthechocolatefactoryfilm.fandom.com/wiki/Inventing_Room</a>  <a href="https://wonka.fandom.com/wiki/The_Chocolate_Room">https://wonka.fandom.com/wiki/The_Chocolate_Room</a></p> <p><b>Together</b> explore the characters and analyze the different ways the author has portrayed them.</p> <p><b>Talk</b> about your experiences and encourage your child to plan a storyboard based on a classic fiction of their choice.</p> <p><b>Plan</b> and <b>create</b> your own classic fiction.</p> <p><b>Click</b> on the below link and play the VCOP games online:  <a href="#">VCOP Games</a></p> <p><b>Revision:</b>  <a href="#">Review Punctuation Topics</a>  <a href="https://www.trowell.notts.sch.uk/spag-guided-lessons-and-tests/">https://www.trowell.notts.sch.uk/spag-guided-lessons-and-tests/</a>  <a href="https://www.ereadingworksheets.com/e-reading-worksheets/online-reading-tests/#reading-comprehension-tests">https://www.ereadingworksheets.com/e-reading-worksheets/online-reading-tests/#reading-comprehension-tests</a>  <a href="https://www.ereadingworksheets.com/e-reading-worksheets/online-reading-tests/">https://www.ereadingworksheets.com/e-reading-worksheets/online-reading-tests/</a>  <a href="https://www.studiosity.com/student-resources/practice-tests/year-4/reading-comprehension-test">https://www.studiosity.com/student-resources/practice-tests/year-4/reading-comprehension-test</a></p>	<p><a href="https://www.sparknotes.com/lit/charlie/section8/">https://www.sparknotes.com/lit/charlie/section8/</a>  <b>( Novel)</b></p> <p><a href="https://grammar.yourdictionary.com/parts-of-speech/adjectives/list-of-descriptive-adjectives.html">https://grammar.yourdictionary.com/parts-of-speech/adjectives/list-of-descriptive-adjectives.html</a>  <b>(Descriptive Vocabulary)</b></p> <p><a href="https://www.voorhees.k12.nj.us/cms/lib/nj01000237/centricity/domain/792/descriptive.pdf">https://www.voorhees.k12.nj.us/cms/lib/nj01000237/centricity/domain/792/descriptive.pdf</a>  <b>(Descriptive Vocabulary)</b></p> <p><a href="https://www.britannica.com/topic/Charlie-and-the-Chocolate-Factory-by-Dahl">https://www.britannica.com/topic/Charlie-and-the-Chocolate-Factory-by-Dahl</a></p> <p><a href="https://www.youtube.com/watch?v=Uy-qgguRrYY">https://www.youtube.com/watch?v=Uy-qgguRrYY</a></p> <p><b>(Descriptive Writing- using the 5 senses)</b></p> <p><a href="https://www.roalddahlfans.com/fun-stuff/trivia-quizzes/charlie-and-the-chocolate-factory-quiz/">https://www.roalddahlfans.com/fun-stuff/trivia-quizzes/charlie-and-the-chocolate-factory-quiz/</a></p> <p><b>Classic Stories</b></p>
--	---	---	--



# The Winchester School

## Year 4 Family Learning Newsletter May 2023





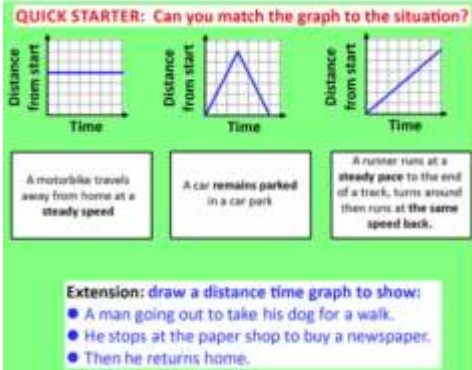

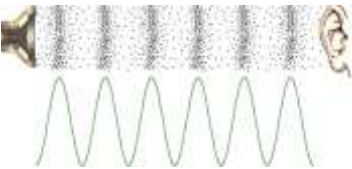
	Moral Education Link: Equality and Appreciation Appreciation and Gratitude	<b>Discuss</b> the importance of inculcating and following moral values. <b>Encourage</b> your child to appreciate the big and small things that is done for them and to them by any person in or outside school <b>Create</b> a card for people around you to appreciate their support to you.																															
<b>Numeracy</b>	<p>To collect; organize, present, analyze and interpret the data in Time Graph and Line Graph</p> <div><p><b>DISTANCE - TIME GRAPH</b></p><p><b>DONUTS SOLD</b></p><table border="1"><thead><tr><th>Day</th><th>Number of Boxes</th></tr></thead><tbody><tr><td>Mon</td><td>5</td></tr><tr><td>Tue</td><td>4</td></tr><tr><td>Wed</td><td>7</td></tr><tr><td>Thurs</td><td>5</td></tr><tr><td>Fri</td><td>10</td></tr></tbody></table><p><b>To solve one-step and two-step word problems involving Time.</b></p><div><p><b>Remember to use</b></p><p><b>when calculating mathematical problems</b></p></div></div>	Day	Number of Boxes	Mon	5	Tue	4	Wed	7	Thurs	5	Fri	10	<p>Time series graphs help in visualizing trends over time whereas line graphs visualize a sequence of continuous numeric values.</p> <p><b>Talk:</b> - A line graph is used to show changes over time, for example, changes in temperature through a day, by plotting points and joining them with straight lines.</p> <p><b>Encourage</b></p> <p>A line graph is used to show changes over time, for example, changes in temperature through a day, by plotting points and joining them with straight lines.</p> <div><p><b>Temperature on 1st September</b></p><table border="1"><thead><tr><th>Time</th><th>Temperature °C</th></tr></thead><tbody><tr><td>9am</td><td>0</td></tr><tr><td>10am</td><td>4</td></tr><tr><td>11am</td><td>8</td></tr><tr><td>12pm</td><td>9</td></tr><tr><td>1pm</td><td>10</td></tr><tr><td>2pm</td><td>10</td></tr><tr><td>3pm</td><td>10</td></tr><tr><td>4pm</td><td>16</td></tr></tbody></table></div> <p>Horizontal axis</p> <p>The horizontal axis is the bottom axis and moves from left to right. This horizontal axis in this example is labelled <b>Time</b> and the time increases as we move along the line.</p>	Time	Temperature °C	9am	0	10am	4	11am	8	12pm	9	1pm	10	2pm	10	3pm	10	4pm	16	<p><a href="#">Line Graph</a></p> <p><a href="#">Games</a></p> <p><a href="#">Time Graphs</a></p>
Day	Number of Boxes																																
Mon	5																																
Tue	4																																
Wed	7																																
Thurs	5																																
Fri	10																																
Time	Temperature °C																																
9am	0																																
10am	4																																
11am	8																																
12pm	9																																
1pm	10																																
2pm	10																																
3pm	10																																
4pm	16																																



# The Winchester School

## Year 4 Family Learning Newsletter May 2023



	 <p><b>Challenge</b></p> <p>1. Mum puts the chicken in the oven at 4:25 p.m. She let it bake covered for 10 minutes, then uncovered for 35 minutes more. What time will the chicken come out of the oven?</p> 	<p><b>Challenge</b></p>  <p><b>Talk</b> to your child about <i>the use of reading time in real life and its importance.</i></p> <p>Tell and read time from both a digital and an analogue clock.</p> <p><b>Share</b> some cutouts of the analogue clock and ask your children to match it with the digital clock.</p> <p><b>Encourage</b> them arrange these mixed up times in the correct order starting from the earliest.</p> 	<p><u><a href="#">Time</a></u></p> <p><u><a href="#">Word Problems in Time</a></u></p> <p><u><a href="#">Games</a></u></p> <p><u><a href="#">Games and quizzes</a></u></p>
<p><b>Science</b></p>	<p><b>Sound</b></p> <p>To recognize that some materials reduce the amount of sound (muffles) that reaches the ear.</p> 	<p><b>Talk</b> about the various sources of sound and the meaning of muffling. (sound proofing)</p> <p><b>Share</b> information on how sound can be muffled and why it is important to have sounds muffled. E.g. Pilot wears headset to muffle the sound of the engine.</p> <p><b>Encourage</b> them to investigate on how to muffle sounds and think about materials that are best for muffling loud sounds.</p>	<p><b>Muffling of sound</b></p> <p><a href="https://www.youtube.com/watch?v=DS-CSD7pjJ4">https://www.youtube.com/watch?v=DS-CSD7pjJ4</a></p> <p><a href="https://www.youtube.com/watch?v=mFUXrpsuhxc">https://www.youtube.com/watch?v=mFUXrpsuhxc</a></p> <p><a href="https://www.science-sparks.com/properties-materials-muffling-sound/">https://www.science-sparks.com/properties-materials-muffling-sound/</a></p>



# The Winchester School

## Year 4 Family Learning Newsletter May 2023



	<p><b>Investigation skills</b> To explore various steps of investigation and how to plan a fair test.</p>	<p><b>Talk</b> about how investigations can be conducted. Revisit all the steps of investigation.</p> <ol style="list-style-type: none"><li>1. Aim</li><li>2. Predictions</li><li>3. Materials</li><li>4. Fair test</li><li>5. Precautions</li><li>6. Method</li><li>7. Observation</li><li>8. Result/conclusion</li></ol> <p>Example: To investigate which materials will muffle sound the most. Ask them to make a prediction with appropriate reasons why they have suggested one material could muffle sound better than the other. Conclusion of the investigation must be based on scientific reasons, which can be subject to research and hence open doors to further investigative topics.</p> <p><b>Share</b> about how important it is to plan a fair test in any investigation. If constants and variables are not decided results of the investigation will not be reliable.</p>	<p><b>Investigation skills</b> <a href="https://littlebinsforlittlehands.com/using-scientific-method-experiments-kids/">https://littlebinsforlittlehands.com/using-scientific-method-experiments-kids/</a></p> <p><a href="https://www.youtube.com/watch?v=u61lr6tvUyc">https://www.youtube.com/watch?v=u61lr6tvUyc</a></p>
<p><b>Humanities History</b></p>	<p><b>Roman Baths</b> To explore and explain what Roman baths are and know about the different amenities they contained.</p>	<p><b>Talk</b> to you child about how they can draw and write the different features of a Roman bathhouse.</p> <p><b>Share</b> with your child what a Roman bath is and who used them.</p> <p><b>Encourage</b> your child to look at the useful links to explore more information on Roman Baths.</p>	<p><a href="https://www.youtube.com/watch?v=uxzGSu1uDKU">https://www.youtube.com/watch?v=uxzGSu1uDKU`</a></p>







# The Winchester School

## Year 4 Family Learning Newsletter May 2023



	<p><b>Key Vocabulary</b> Roman Baths, tepidarium, caldarium, springs, aqueduct, hypocaust, great bath.</p>	 	<p><a href="https://englishhistory.net/romans/roman-baths/">https://englishhistory.net/romans/roman-baths/</a></p>
<p><b>UAE Social Studies</b></p>	<p>1. Developments in medicine</p> <p>2. Using Electricity</p>	<p><b>Share</b> with your child how medicine has developed over the ages.</p> <p><b>Talk</b> with your child about the current Covid19 pandemic and ways to prevent the spread of infection.</p> <p><b>Encourage</b> your child to research the evolution of electricity through the ages.</p>	<p>Vocabulary: Treatment, herbal medicine, vaccines.</p> <p><a href="https://www.youtube.com/watch?v=Uf76pThNXZc">https://www.youtube.com/watch?v=Uf76pThNXZc</a></p> <p>Vocabulary: Electricity, Invention.</p>



# The Winchester School

## Year 4 Family Learning Newsletter May 2023






<b>ICT</b>  Excel- Data Handling	To design 3d models using the online 3D modelling software.	Creative thinking, modelling and designing skills. Encourage your child to explore the softwares available to create 3D shapes and models. Guide the children to watch the tutorials of making 3D models using tinkercad.	<a href="https://youtu.be/j6Zr-WMA_ao">https://youtu.be/j6Zr-WMA_ao</a>  <a href="https://www.tinkercad.com/learn/designs?collectionId=OY5L5E8IRXTI47Z">https://www.tinkercad.com/learn/designs?collectionId=OY5L5E8IRXTI47Z</a>
<b>Moral Education</b>	Understanding UAE culture	<b>Talk</b> with your child about cultural diversity.  <b>Share</b> with your child about range of cultural diversity.	
<b>Music Year 4 (Mr. Kiko)</b>          <b>Music Year 4 (Mr. Sunil)</b>          <b>Music Year 4 (Mr. Joyson)</b>	<ul style="list-style-type: none"> <li>Improving children's confidence and musicality through singing actions songs and chanting rhymes.</li> <li>Improving on listening skills and recalling.</li> <li>Playing with a recorder</li> </ul> Learning how to play the song "Happy birthday" on recorder	<ul style="list-style-type: none"> <li>Encourage the child sing actions songs at home.</li> <li>Ask the child to perform the songs we learned in school.</li> <li>Help the child choose which other songs they know aside from the songs taught in school and let them invent their own singing actions.</li> </ul> Let the child practice at home, even though there will be squeaking. Be an audience. But better also check if the child is holding the recorder properly.	<a href="https://www.timeout.com/new-york-kids/music/best-kids-songs">https://www.timeout.com/new-york-kids/music/best-kids-songs</a>  <a href="https://www.youtube.com/watch?v=EXyS9qVrVQ4">https://www.youtube.com/watch?v=EXyS9qVrVQ4</a>
	Improving child's confidence and musicality through music rhythm reading.  We take a deeper look at the half note and how it relates to the quarter and eight notes	Let the child understand the music note value and clap with the notes. Ask the child to perform it with any percussion instrument like maracas, tambourine Throughout these videos, steady beat is represented by the boxes, and rhythms are represented as the notes inside the boxes. Counting the number of boxes each note uses is a great way to remember how many beats the note is worth.	



# The Winchester School

## Year 4 Family Learning Newsletter May 2023



<p><b>Physical Education</b></p> <p><b>WEEK 1 &amp; Activity -1</b></p>	<p><b>Basketball/Passing &amp; Receiving:</b></p> <p>Students will be able to learn to develop the range and consistency of passing and receiving the ball accurately.</p> 	<p>Talk and Encourage the children to do the following:</p>  <p>Encouraging Children to take part in Basketball Games, practicing below drills will become master in that game skill</p> <ul style="list-style-type: none"> <li>• Bounce pass</li> <li>• Chest pass</li> <li>• Overhead pass</li> <li>• One-hand push pass</li> <li>• Baseball pass</li> </ul>	<p>Useful sites:</p> <p><a href="https://www.youtube.com/watch?v=OMEWIZMmRCI">https://www.youtube.com/watch?v=OMEWIZMmRCI</a></p> <p><a href="https://www.youtube.com/watch?v=m2sl6P7UQFw">https://www.youtube.com/watch?v=m2sl6P7UQFw</a></p> <p><a href="https://www.youtube.com/watch?v=NryYEOkWSgU">https://www.youtube.com/watch?v=NryYEOkWSgU</a></p>
<p><b>WEEK 2 &amp; Activity 2</b></p>	<p><u>Basketball/Passing (Give and Go):</u></p> <p>Students will be able to learn to develop the range and consistency of passing accurately while moving.</p>	<p>Talk and Encourage the children to do the following:</p> 	<p><a href="https://www.youtube.com/watch?v=MQJErnxF4ng">https://www.youtube.com/watch?v=MQJErnxF4ng</a></p> <p><a href="https://www.youtube.com/watch?v=O_Z4gkyPNG0">https://www.youtube.com/watch?v=O_Z4gkyPNG0</a></p> <p><a href="https://www.youtube.com/watch?v=MvGx3d_f7Bs">https://www.youtube.com/watch?v=MvGx3d_f7Bs</a></p>





# The Winchester School

## Year 4 Family Learning Newsletter May 2023



### Basketball/Lay-up shot:

Students will learn to develop the range and consistency of layup shot.

Encouraging Children to take part in Basketball Games, practicing more time with Team mates/pairs will improve the give-and-go, a basic offensive play can be a straight pass, a bounce pass, or a lob pass as the situation.

### Talk and Encourage the children to do the following:



Encouraging Children to take part in Basketball Games, while practicing Layup shot, below are the key points to remember

Eyes up  
Outside long foot step  
High inside foot step  
Protect the ball & follow through Practice

### Board games [Ludo]:

Students will be learning to develop to develop critical thinking skills...

Encouraging Children to take part in Board Games, like LUDO, CARROM BOARD & CHESS... It will help them to encourage critical thinking and problem solving and accomplish objectives of curriculum frameworks. Board games can provide students with opportunities to apply concepts they have learned. Board games promote collaboration, inquiry, and critical thinking.

<https://www.youtube.com/watch?v=BwR1DPCVsP8>

[https://www.youtube.com/watch?v=g4lqeXob\\_gg](https://www.youtube.com/watch?v=g4lqeXob_gg)

<https://www.youtube.com/watch?v=Wp3nQOG4D4o>

### Useful sites:

<https://www.ymimports.com/pages/how-to-play-ludo>

<https://www.youtube.com/watch?v=Ins9TeKVebY>

[https://www.youtube.com/watch?v=bjGs\\_KWqaLE&list=PLkBVjIpn\\_3P7YOqFJhTa5ny70PkAY3tl-&index=5](https://www.youtube.com/watch?v=bjGs_KWqaLE&list=PLkBVjIpn_3P7YOqFJhTa5ny70PkAY3tl-&index=5)



# The Winchester School

## Year 4 Family Learning Newsletter May 2023



Area of learning	Focus	Home activities/How can you help your child at home	Useful website
Arabic for Arabs	<p><b>أمير الأطباء</b></p> <p>أن يقرأ التلميذ النص قراءة سليمة .</p> <p>أن يحدد التلميذ الفكرة الرئيسة والأفكار الفرعية في النص.</p> <p>أن يميز التلميذ الحوار الداخلي والحوار الخارجي بالقصة .</p> <p>أن يصيغ التلميذ نهاية جديدة للقصة .</p> <p><b>*الجملة الفعلية :</b></p> <p>أن يميز التلميذ بين الجملة الاسمية والفعلية .</p> <p>أن يحدد التلميذ أركان الجملة الفعلية .</p> <p>أن يوظف التلميذ الأفعال الثلاثة في كتابة جمل فعلية .</p> <p><b>الألف اللينة في نهاية الأسماء :</b></p> <p>أن يميز التلميذ الألف اللينة في نهاية الأسماء.</p> <p>أن يصيغ التلميذ فقرة مستخدماً الألف اللينة .</p>	<p>قراءة إحدى القصص وتحديد عناصرها .</p> <p>مساعدته في جمع شواهد عن الجملة الاسمية .</p> <p>استخدام بعض الألعاب التعليمية المساعدة في فهم الجملة الفعلية .</p> <p>مساعدته في كيفية الإلقاء .</p> <p>مساعدته في التمييز بين النصوص الأدبية .</p> <p>حثه على استخدام التعبيرات المجازية في حديثه.</p> <p>يمكن لولي الأمر الدخول من خلال الرابط المرفق لموقع قناة اللغة العربية والتربية الإسلامية الخاص بمدرسة ونشستر وتدوين ما تعلمه في دفتره المدرسي.</p>	<p><a href="#">منصة عصافير للقراءة</a></p> <p><a href="#">قناة اللغة العربية والتربية الإسلامية بمدرسة ونشستر</a></p>
Arabic for Non-Arabs	<p><b>Famous characters</b></p> <p>To compare between different characters.</p> <p>To create a paragraph about the famous characters.</p> <p>To express the opinion in the clothes in famous characters.</p> <p>To know the story of the treasure island</p> <p>To make sentences about the treasure island using the new vocabulary.</p> <p>To make a recap of the story of the treasure island in a paragraph.</p> <p>To express his opinion about the story.</p>	<p>In every lesson, we provide the students with new words with their meanings to help your child memorize and use in sentences of his/her own.</p> <p><b>Ask</b> your child to speak about his preferred characters.</p> <p><b>Go</b> through the links on the Arabic YouTube channel so that you can help your child learn more at home about the topic.</p>	<p><a href="#">Asafeer reading platform</a></p> <p><a href="#">Arabic and Islamic YouTube Channel</a></p>
Islamic for Arabs	<p><b>سورة الانشقاق :</b></p> <p>أن يتلو التلميذ السورة تلاوة سليمة .</p> <p>أن يوضح التلميذ المعنى الإجمالي للسورة .</p> <p><b>ذو النورين عثمان بن عفان</b></p> <p>أن يوضح التلميذ صفات سيدنا عثمان بن عفان</p> <p>أن يستنتج التلميذ دور سيدنا عثمان بن عفان.</p> <p><b>من مكملات الإيمان</b></p> <p>أن يوضح التلميذ مفهوم الحديث.</p> <p>أن يدلل التلميذ على كمال الإيمان.</p>	<p><b>يساعد ولي الأمر التلميذ في</b></p> <p>حفظ السورة من خلال المصحف المعلم.</p> <p>البحث عن تفسير بعض آيات السورة .</p> <p>حثه على التحلي بخلق الصحابة رضي الله عنهم.</p> <p>يمكن لولي الأمر الدخول من خلال الرابط المرفق لموقع قناة اللغة العربية والتربية الإسلامية الخاص بمدرسة ونشستر</p>	<p><a href="#">قناة اللغة العربية والتربية الإسلامية بمدرسة ونشستر</a></p>



# The Winchester School

## Year 4 Family Learning Newsletter May 2023



		ونشستر ومتابعة التسجيلات الخاصة بالدروس ومشاركتها مع التلميذ وتدوين ما تعلمه في دفتره المدرسي.	
<b>Islamic for Non-Arabs</b>	<p><b>Surat-Al-Ghashiya ( 1-22)</b></p> <p>To identify the Virtues of reciting Surat Al-Ghashiyah.</p> <p>To compare the conditions of the people of paradise to those of the people of Hell on the Day of Judgement.</p> <p>To conclude that thinking deeply about the creations of Allah helps understand His greatness.</p> <p><b>My Fasting is for the sake of my lord.</b></p> <p>To explain the importance of Ramadan month for Muslims.</p> <p>To clarify the provisions of fasting.</p> <p>To conclude the benefits of fasting.</p> <p><b>Praising Allah (S-W-T) for His blessings.</b></p> <p>To explain the importance praising Allah (S-W-T).</p> <p>To explain the general meaning of the Hadith.</p> <p>To conclude the reward of the thankful.</p>	<p>Recite with your child the verses correctly and properly using the given link.</p> <p>Share with your child the general meaning of the verses.</p> <p>Talk with your child about the importance praising Allah (S-W-T).</p> <p>Share with your child the general meaning of the Hadith.</p> <p>Talk with your child about the ethics to be observe in Ramadan month.</p> <p><b>Go</b> through the links on the Arabic YouTube channel so that you can help your child learn more at home about the topic.</p>	<p><a href="#">Arabic and Islamic YouTube Channel</a></p>