
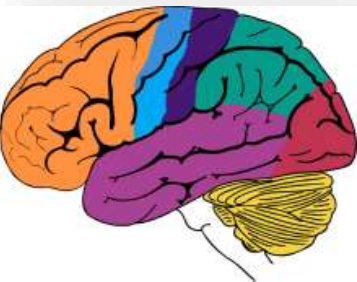





The Winchester School

Family Learning Newsletter-Year 5 May 2023



Area of Learning	Focus	Home activities / How can you help your child at home	Useful Websites
Literacy	<p>Reading Comprehension: Unit 11: Poetry- From a railway carriage Unit: Non-fiction- Your Brain (Information text) Students to read and infer from the texts mentioned.</p>  	<p>Read the texts from the Collins Comprehension Skills Book:</p> <p>Discuss the main events from the comprehension by applying various skills of comprehension.</p> <p>Ask questions with reference to the text.</p> <p>Encourage the children to examine the tone and mood used by the author from the given poem.</p>  <p>Discuss the main objective of a persuasive text. https://www.youtube.com/watch?v=hD9arWXlddM</p> <p>Ask children to identify the elements of persuasive text in the passage given in the link below:</p> <p>Encourage the children to organize their thoughts and use the elements of persuasive writing for scribing a persuasive text on the topics given below:</p>	<p>https://www.k5learning.com/reading-comprehension-worksheets/fourth-grade-4</p> <p>https://www.primaryresources.co.uk/english/englishD10.htm</p> <p>https://www.ereadingworksheets.com/writing/persuasive-essay-worksheets/</p>



Text based writing:

Persuasive Writing

To explore and identify the elements of persuasive writing.

To analyse and evaluate the purpose of persuasive writing.

Persuasive Writing

A type or style of writing that tries to convince a reader to do something or to believe what you believe about a certain topic.

Someone might take a stake or position for or against something.



Topics for a Persuasive Text

Here are some examples of topics you could use for a persuasive text.
Which ones are you passionate about?

- Fidget spinners should be banned.
- All children should receive pocket money.
- All children should do homework every night.
- Dogs are the best pets for children.
- Every child should play a team sport.
- The beach is more fun than a pool.
- All children should read at least one book a week.
- Weekends should be three days.



Persuasive Texts Checklist

Check and complete the list

Title explains a point of view	
Reasons to support the viewpoint	
Facts and evidence to support reasons	
Connections to link ideas (e.g. however, therefore, furthermore)	
Persuasive devices: agreement (e.g. obviously, without doubt)	
Powerful adjectives	
Rhetorical questions	
Conclusions to summarise and state opinion	



Are Mobile Phones Necessary Exposition

Talk and Encourage the children to do the following:

Practice the worksheets based on the topics mentioned below using the links given in the next column.

Modal Verbs



The Winchester School

Family Learning Newsletter-Year 5 May 2023



Persuasive Writing

Introductions	Making Your Point	Details	Other Words
I think...	Firstly, secondly, thirdly...	For example...	reasons
For this reason...	Because...	In fact...	arguments
I feel that...	Furthermore...	For instance...	for
I am sure that...	In addition...	As evidence...	against
It is certain...	Also...	In support of this...	Unfair
I am writing to...	Finally...		pro
Of course...	Likewise...		cons
In the same way...	Besides...	Endings	
On the other hand...	Again...	For these reasons...	
In this situation...	Moreover...	As you can see...	
	Similarly...	In other words...	
	Surely...	On the whole...	
	Certainly...	In short...	
	Specifically...	Without a doubt...	
	If... then...	In brief...	
		Undoubtedly...	



Spelling:

To spell and use homophones correctly.
To spell words with silent letters.

Grammar:

Learning Objective:

To explore the units related to SPAG and apply the same consistently in writing.
To list modal verbs and modal adverbs in a sentence.
Use modal verbs in writing.

Modal verbs are auxiliary verbs which cannot usually work alone. They are used with a main verb.

These are modal verbs:

might	will	should	may	would
can	could	must	shall	ought to

Modal verbs can also be used to show:

advice or obligation	habits
Pupils must wear a uniform.	I will often have cereal for my breakfast.
You should not smoke.	We shall always enjoy a walk in the park.
permission	ability
May I leave a few minutes early?	I can ride a bike.
Could we go to the post box on the way?	My grandfather could draw very well.
Please can we have an ice cream?	

Homophones

<https://www.usingenglish.com/quizzes/100.html>

Silent words

<https://www.esl-lounge.com/student/pronunciation/pr22-silent-letters-exercise.php>

Practice online spelling games here:

[Spelling tests and Games](#)

Modal Verbs

<https://www.perfect-english-grammar.com/modal-verbs-of-ability-exercise-1.html>

[http://www.primaryresources.co.uk/english/pdfs/modal verbs adverbs.pdf](http://www.primaryresources.co.uk/english/pdfs/modal%20verbs%20adverbs.pdf)



The Winchester School

Family Learning Newsletter-Year 5 May 2023



Use alliteration in persuasive writing.

Type	Modal Verbs	Examples
ABILITY	Can, Could	David can speak three languages. He could speak fluent French when he was 5.
PERMISSION	Can, Could, May	Can I sit in that chair please? Could I open the window? May I borrow your dictionary?
ADVICE	Should	You should visit your dentist at least twice a year. You should try to lose weight.
OBLIGATION	Must, Have to	I must memorize all of these rules about tennis. You have to take off your shoes before you get into the mosque.
POSSIBILITY	Might, May, Could, Can	It looks nice, but it might be very expensive. Richard may be coming to see us tomorrow.



Possibility

Modal verbs can be used to show how possible something is, or how likely it is to happen/have happened.

He's very late. He **could have** missed the train.

It's snowing so it **must** be very cold outside.

They **will** lock the windows when they go out.

Modal Adverbs

Modal adverbs are a specific group of adverbs that add additional meaning to modal verbs.

Click on the link given below to know more about Modal Adverbs

<https://study.com/academy/lesson/modal-adverbs-definition-interpretation-examples.html>

Use of alliteration in persuasive writing

Alliteration involves repetition of initial consonant sounds, and assonance is the repetition of vowel sounds. These add emphasis to words or important points in order to make it more memorable.

Discuss the importance of using commas and its rules using the link given below:

Modal Adverbs

<https://www.englishexercises.org/makeagame/viewgame.asp?id=14095>

Persuasive

Techniques

[https://www.you](https://www.youtube.com/watch?v=nprPhG1hDjs)

[tube.com/watch?](https://www.youtube.com/watch?v=nprPhG1hDjs)

[v=nprPhG1hDjs](https://www.youtube.com/watch?v=nprPhG1hDjs)

Commas



The Winchester School

Family Learning Newsletter-Year 5 May 2023



What is alliteration?

Alliteration is where words **start** with the same **sound**.

Alliteration can make your writing more **interesting** and grab the reader's **attention**. It can sometimes be used for **humour**.

Here are some examples of alliteration:


Linda loves lemonade.




The **marvellous** mole **makes** **mind-boggling** machines.



The **chimps** **chatted** as they **chopped** the **chillies**.



The **spaceman** eats **spaghetti** with a **spoon**.



The famous fox **phoned** his fans.



The **wrestlers** wrote **rhymes** and **riddles**.



Punctuation

Add Commas and Semi colon:

To use commas and semi colon in sentences appropriately.

Commas - Rules

What are the rules for commas?



1. Use commas with lists
2. Use commas to set off certain words
3. Use commas to join independent clauses
4. Use commas to separate direct quotations
5. Use commas for greetings and closure of letters
6. Use commas to separate certain parts of a date
7. Use commas between parts of address
8. Use commas to set off introductory adverbs
9. Use commas to set off participial phrases

<https://www.youtube.com/watch?v=VGOJcljY8wk>

<https://www.khanacademy.org/humanities/grammar/punctuation-the-comma-and-the-apostrophe/introduction-to-commas/v/meet-the-comma-the-comma-punctuation-khan-academy>

[Comma worksheets 1](#)

<https://home.oxfordowl.co.uk/english/primary-grammar/grammar-year-5-age-9-10/>



The Winchester School

Family Learning Newsletter-Year 5 May 2023






<p>Numeracy</p>	<p>Round decimals with two decimal places to the nearest whole number and to one decimal place</p> <p>To understand percentage as the number of parts in every 100.</p> <p>To find percentage of numbers and quantities.</p> <div data-bbox="376 858 884 1161"> <p>TIPS:</p> <ul style="list-style-type: none"> • To find 10% divide the original number by 10. • To find 20% find 10% and double it. • To find 50% halve it. • To find 25% halve it, and halve it again Or you can divide • To find 5% find 10% and halve it. • To find 1% divide by 100. </div>	<p>Share with your child that to <u>round a number</u> to the nearest tenth , look at the next place value to the right (the hundredths). If it's 44 or less, just remove all the digits to the right. If it's 55 or greater, add 11 to the digit in the tenths place, and then remove all the digits to the right.</p> <p>To round a number to the nearest hundredth, look at the next place value to the right (the thousandths this time). Same deal: If it's 44 or less, just remove all the digits to the right. If it's 55 or greater, add 11 to the digit in the hundredths place, and then remove all the digits to the right.</p> <p>Share with your child that A percentage is just a fraction out of a hundred.</p> <p>Talk to the children that they can divide by 10 in order to find 10% of a quantity, and use this to find 20%, 5% etc. of numbers your child to calculate the percentage of each ingredient used in the recipe of their favourite dish. Look for boards displaying discounts and sale offers Talk to the children that they can divide by 10 in order to find 10% of a quantity, and use this to find 20%, 5% etc. of numbers.</p>	<p>https://www.youtube.com/watch?v=FZhWVy8INyk</p> <p>https://www.youtube.com/watch?v=xJIBA2L_ihE</p> <p>https://www.mathgames.com/skill/5.29-round-decimals</p> <p>https://www.topmarks.co.uk/maths-games/rocket-rounding</p> <p><u>Percentage intro</u></p> <p><u>Percentage Quiz</u></p> <p>https://mathsframe.co.uk/en/resources/resource/120/match-fractions-decimals-and-percentages#.UCdcd2MsCEY</p>
------------------------	--	--	---



The Winchester School

Family Learning Newsletter-Year 5 May 2023



			https://www.youtube.com/watch?v=JeVSmq1Nrpw
Science 	Living Things and Their Habitats Plant Life Cycle Pollination and fertilization <p>To identify and explain the parts of the flower/its functions and to recognize the difference between Pollination and fertilization</p> <p>To understand the importance of insects in pollination.</p> <p>To know that pollen is produced by flowers and is the key to pollination.</p> <p>To know the roles of parts of the flower in pollination.</p> <p>SICENTIFIC INQUIRY</p> <p>To plan an investigation about factors affecting plant growth investigation.</p>	<p>Show: Show your child the flower, naming each of the parts while pointing to them on the flower. Let the children know that bees often pick up pollen when they rest on the first flower's stamen. Then when the bees travel to the second flower, some of their pollen falls off and rests on that flower's stigma. This is how the flowers are fertilized.</p> <p>Share: the roles of parts of the flower in pollination.</p> <p>Discuss: Discuss with your child about the importance of insects in pollination.</p> <p>Show: Work with your child and show examples of pollination in your surroundings.</p> <p>Share: the process of fertilisation in the flowers.</p> <p>Encourage: them to identify the factors affecting plant growth by conducting a simple investigation of growing plants with or without soil, with or without water and with or without sunlight.</p>	<p>Pollination and fertilization</p> <p>Pollination in plants</p> <p>Pollination facts-Reading material</p> <p>Fertilization and seed germination</p>  



The Winchester School

Family Learning Newsletter-Year 5 May 2023

Arabic for Arabs	<p>قصة "صوت المحبة"</p> <p>أَنْ يُفسّر التلميذ المُفْرَدَات الجديدة مُوظَّفًا القَامُوس المٌصور.</p> <p>أَنْ يحدد التلميذ بينة النص السردى وتسلسل الأحداث.</p> <p>أَنْ يستخلص التلميذ المغزى من أحداث القصة .</p> <p>أَنْ يستنتج التلميذ سمات الإسلوب للكاتب.</p> <p>أَنْ يُجيب التلميذ عَنْ أَسْئَلَةِ النَّصِّ وَيَطْرَحُ أَسْئَلَةً: (مَنْ - ماذا - متى - أين - لماذا - كيف) مُظَهِّرًا فَهْمَهُ لِلنَّصِّ، مُبْدِيًا رَأْيَهُ فِيهِ.</p> <p>نشيد "لقد فاز باللذة الجسور"</p> <p>أَنْ يحدد التلميذ الفكرة الرئيسة للأبيات.</p> <p>أَنْ يفسر التلميذ المعنى الإجمالي للأبيات.</p> <p>أَنْ يقارن التلميذ بين نصين مختلفين .</p> <p>كتابة نص إقناعي</p> <p>أَنْ يفسر التلميذ الجمل والعبارات المستخدمة في النصوص الأدبية.</p> <p>أَنْ يستنتج التلميذ العلاقة بين الأحداث (أحداث بسيطة من النص).</p> <p>أَنْ يُجيب التلميذ عَنْ أَسْئَلَةِ النَّصِّ وَيَطْرَحُ أَسْئَلَةً: (مَنْ - ماذا - متى - أين - لماذا - كيف) مُظَهِّرًا فَهْمَهُ لِلنَّصِّ، مُبْدِيًا رَأْيَهُ فِيهِ.</p> <p>القواعد النحوية (أحوال خبر إنّ وأخواتها)</p>	<p>* قراءة بعض القصص المتعلقة من خلال منصة عصافير.</p> <p>* جمع صور تحمل أشكال التعاون والمحبة بين المجتمعات.</p> <p>* مشاهدة فيديو عن أهمية التعاون والمساعدة.</p> <p>* تدريب الطالب بالمنزل على بعض الكتابات الوصفية وأيضا كتابات اليوميات.</p> <p>* يَكْتُبُ الْمُتَعَلِّمُ فِقرةً مُضَمَّنًا إِيَّاهَا جُمْلَةً رَئِيسَةً، وَتَفَاصِيلَ دَاعِمَةً، وَجُمْلَةً خَتَامِيَّةً مع الالتزام التام بالمعايير.</p> <p>مساعده في تحديد بعض الأحداث مُسْتَخْلِصًا مَغْزَاهَا، مُعَبِّرًا عَنْ رَأْيِهِ فِيهَا .</p> <p>يمكن لولي الأمر الدخول من خلال الرابط المرفق لموقع قناة اللغة العربية والتربية الإسلامية الخاص بمدرسة ونشستر ومتابعة التسجيلات الخاصة بالدروس ومشاركتها مع التلميذ وتدوين ما تعلمه في دفتره المدرسي</p>	<p>منصة عصافير للقراءة</p> <p>قناة اللغة العربية والتربية الإسلامية بمدرسة ونشستر</p>



The Winchester School

Family Learning Newsletter-Year 5 May 2023



	<p>أن يحدد التلميذ أركان جملة إن . أن يقارن التلميذ بين جملة إن وجملة كان. أن يحدد التلميذ أنواع الخبر في جملة إن.</p>		
<p>Arabic for Non - Arabs</p>	<p>(السياحة) Tourism To describe some places in different capitals. To analyse an article about the tourism. To express the opinion in some places in different capitals. To compare between some places in his country and the Emirates. To compare between two different capitals. To create a paragraph about tourism. To create an advertisement for a trip.</p>	<p>Encourage your child to learn the new vocabulary from his notebook and dictionary. Share some videos with your child about tourism in Arabic. Go through the links on the Arabic and Islamic YouTube channel so that you can help your child learn more at home about the topic.</p>	<p>Asafeer reading platform Arabic and Islamic YouTube Channel</p>
<p>Islamic for Arabs</p>	<p>الله القادر أن يحفظ الطالب أول 16 آية من سورة النبأ. أن يشرح الطالب الآيات شرحاً موجزاً. أن يتلو الطالب الآيات القرآنية مطبقاً لحكم القلقة. الطريق إلى الجنة أن يستنتج الطالب أثر الأخلاق الحسنة في توطيد العلاقات الاجتماعية. أن يعدد الطالب درجات الجنة. صلاة الجمعة وصلاة العيدين أن يوضح الطالب أهمية وفضل صلاة الجمعة والعيدين. أن يشرح الطالب كيفية أداء صلاة الجمعة والعيدين.</p>	<p>مساعدة التلميذ في معرفة بعض معاني الآيات الكريمة. مساعدة التلميذ في تفسير بعض الآيات الكريمة وحفظها. مساعدة التلميذ في معرفة دلائل قدرة الله تعالى في خلقه. مساعدة الابن في البحث عن مواضع القلقة في الآيات القرآنية وتطبيقها. مساعدة الابن في البحث عن أحاديث نبوية شريفة تحثنا علي التحلي بأخلاق القرآن. حث الابن على المداومة علي قراءة القرآن وحفظه. حث الابن علي صلاة الجمعة والعيدين في المسجد . يمكن لولي الأمر الدخول من خلال الرابط المرفق لموقع قناة اللغة العربية والتربية الإسلامية الخاص بمدرسة ونشستر ومتابعة التسجيلات الخاصة بالدروس ومشاركتها مع التلميذ وتدوين ما تعلمه في دفتره المدرسي.</p>	<p>قناة اللغة العربية والتربية الإسلامية بمدرسة ونشستر</p>



The Winchester School

Family Learning Newsletter-Year 5 May 2023



<p>Islamic for Non – Arabs</p>	<p>Surat An-Nazia't To explain human beings are accountable for their deeds. To conclude the wisdom of mentioning the story of past nations in the Holy Quran. Make things easy (A Noble Hadith) To explain the importance of choosing easiest of matters in Islam. To explain the aspects of tolerance of Islam. Friday Prayer and the Prayer of the two feasts. To explain the rulings of Friday prayer and the prayer of the two feasts. To conclude the excellence of Friday Prayer and the Prayer of the two feasts.</p> <p>To determine the difference between Friday Prayer and the Prayer of the two feasts</p>	<p>Share the given link with your child and practice to recite the holy verse properly and correctly. Speak with your child about the signs of Allah's power in the universe. Share your child the general meaning of the Hadith. Talk with your child about the aspects of tolerance of Islam. Talk with your child about the rulings of Friday prayer and the prayer of the two feasts. Speak with your child about the excellence of Friday Prayer and the Prayer of the two feasts. Go through the links on the Arabic and Islamic YouTube channel so that you can help your child learn more at home about the topic.</p>	<p>Arabic and Islamic YouTube Channel</p>
<p>Geography</p>	<p>To explore the position and significance of the Prime Meridian.</p>	<p>Talk to your child about the countries that the Prime meridian passes through.</p> <p>Share the significance of the Prime Meridian in real life.</p> <p>Encourage your child to research the history of the Prime Meridian.</p>	<p>https://kids.britannica.com/kids/article/prime-meridian/601382</p> <p>https://mocomi.com/prime-meridian-facts/</p>



The Winchester School

Family Learning Newsletter-Year 5 May 2023



			https://www.rmg.co.uk/stories/topics/what-prime-meridian-why-it-greenwich
History	To explore Anglo- Saxon artefacts.	<p>Talk to your child about the significance of artefacts in history.</p> <p>Share with your child the impact of Anglo- Saxon culture on world history.</p> <p>Encourage your child to research the Anglo-Saxon artefacts in world museums.</p>	<p>https://kids.britannica.com/students/article/artifact/316586</p> <p>https://www.bl.uk/anglo-saxons/articles/learning-and-education-in-anglo-saxon-england</p> <p>https://londonducklings.co.uk/kids-british-museum/</p>
UAE Social Studies Safety and Security	<p>To explore the duties of the military.</p> <p>To define cyber security and cyberbullying</p>	<p>Talk with your child about the meaning of the key vocabulary; Military, Immigration officer, Cyber security, Cyberbullying.</p> <p>Share the importance of the military and how they protect the country. Discuss about the security measures against cyber bullying.</p> <p>Encourage your child to create a mind map on the different types of cyberbullying acts and the effects of cyberbullying on public.</p>	https://youtu.be/niaDJdEXk9U



The Winchester School

Family Learning Newsletter-Year 5 May 2023



<p>Healthcare</p>	<p>To explore the concept of healthcare.</p> <p>To explore different healthcare workers and explain what each personnel does.</p>	<p>Talk with your child about the meaning of the key vocabulary- Healthcare services, Specialist, Pharmacist, Dispatcher.</p> <p>Share the importance of the healthcare workers and how they help the community during the pandemic.</p> <p>Encourage your child to create a gratitude card for the healthcare workers.</p>	<p>https://youtu.be/ofcl2DinTrg</p> <p>https://www.dha.gov.ae/en</p>
<p>Social Organizations</p>	<p>To explore the purpose of social organizations.</p>	<p>Talk with your child about the meaning of the key vocabulary: Social organization, Humanitarian, Charity and club.</p> <p>Share the importance and purpose of different types of social organizations.</p> <p>Encourage your child to research and identify local social organizations and find out how they can contact them and get involved.</p>	<p>https://www.youtube.com/watch?v=GmfydmGJZ8w</p> <p>https://www.dubaicarees.ae/</p>



The Winchester School

Family Learning Newsletter-**Year 5 May 2023**



French	Unit: les affaires scolaires To name and identify different school subjects using opinions To apply adjective agreement to describe school subjects.	Talk About my school subjects and describe them using opinions. Share with your parents your school subjects by drawing a mind map (be creative use colors and draw). Encourage students to keep exploring the links given.	https://quizizz.com/admin/quiz/5e5673fbf2510e001ed112ce/les-matieres?fromSearch=true&source=null https://quizizz.com/admin/quiz/5ec1aa7b59420b001b4bf503/les-matieres-scolaires?fromSearch=true&source=null
Physical Education Activity -1	Board Games: Snakes and ladders Aim of the lesson is to improve their counting skills / Addition/ subtraction.	Talk and Encourage the children to do the following: Instruct all the rules of the game	Link1: https://www.youtube.com/watch?v=gWz0IYqSDtk
Activity -2	Board Games: LUDO Aim of the lesson is to improve their counting skills / Addition/ subtraction.	Talk and Encourage the children to do the following: Instruct all the rules of the game	Link1: https://www.youtube.com/watch?v=ludUKmZUHSc
Activity -3	Cricket: Forward Drive Aim of the lesson is to improve their batting skills.	<u>Talk and Encourage the children to do the following:</u> <u>Proper warm up</u>	Link1: https://www.youtube.com/watch?v=DxCZs5SGM0w



The Winchester School

Family Learning Newsletter-**Year 5 May 2023**



		<p>The Students will do the proper warm up and will practice Under arm passing game with basic rules.</p> <p>Follow the link <u>Cooldown</u></p> <p>After the game students will do proper cooldown activity.</p>	<p>Link 2: Rules https://www.youtube.com/watch?v=AqtpNkMvj5Y</p>
<p>Music Year 05 (Kiko)</p>	<p>Improving children's confidence and musicality through singing actions songs and chanting rhymes.</p> <p>Improving on listening skills and recalling.</p> <p>Playing with a recorder</p>	<p>Encourage the child sing action songs at home.</p> <p>Ask the child to perform the songs we learned in school.</p> <p>Help the child choose which other songs they know aside from the songs taught in school and let them invent their own singing actions.</p> <p>Encourage your child to practice recorder at home</p>	<p>https://www.timeout.com/new-york-kids/music/best-kids-songs https://www.youtube.com/watch?v=jszDCEGWbNo</p>
<p>Music Year 05 (Joyson)</p>	<p>Improving child's confidence and musicality through music rhythm reading.</p> <p>We take a deeper look at the half note and how it relates to the quarter and eight notes with quarter rest.</p>	<p>Let the child understand the music note value and clap with the notes.</p> <p>Ask the child to perform it with any percussion instrument like maracas, tambourine.</p> <p>Throughout these videos, steady beat is represented by the boxes, and rhythms are represented as the notes inside the boxes.</p> <p>Counting the number of boxes each note uses is a great way to remember how many beats the note is worth.</p>	
<p>Music Year 05 (Sunil)</p>	<p>Learning how to play the song "Havana" on recorder</p>	<p>Let the child practice at home, even though there will be squeaking.</p> <p>Be an audience. But better also check if the child is holding the recorder properly.</p>	



The Winchester School

Family Learning Newsletter-Year 5 May 2023



ICT	<p>Topic Computational Thinking</p> <p>Identify Algorithms</p> <p>Solve problems using Decomposition</p> <p>Explain how do we get computers do what we want?</p> <p>Differentiate between algorithms, code and computer programs</p> <p>Recognise how algorithms can be represented as written descriptions, flowcharts and code</p> <p>Identify the flowchart symbols and used these to develop a flowchart</p>	<p>Empower children with the confidence needed to tackle ambiguous problems,</p> <p>JAZZY JIGSAWS</p> <p>Assemble your jigsaw and think about the strategy that you would adopt in order to solve your puzzle. More specifically, think about your strategy as an example of algorithmic thinking.</p> <p>What do you need?</p> <p>Jigsaw puzzle or <u>Print a jigsaw of your choice, with artwork from Nintendo, SEGA and Ubisoft</u></p> <p>What do you learn?</p> <p>Logical reasoning, problem solving, algorithmic thinking, decomposition, abstraction, generalisation, evaluation</p> <p>⇒⇒⇒ DoWNLOAD HERE</p>	<p>To learn more about computational thinking, please refer to below reading resources</p> <p>Computational Thinking in K-9 Education (researchgate.net)</p> <p>Bringing Computational Thinking to K12 (acm.org)</p> <p>Defining Computational Thinking for Math and Science (northwestern.edu)</p> <p>http://www.bbc.co.uk/education/guides/zp92mp3/revision</p>
------------	--	---	--