




The Winchester School

Family Learning Newsletter -Year 6- May 2023




Area of Learning	Focus	Home activities/How can you help your child at home	Useful websites
Literacy	<p><u>Phantom Tollbooth</u></p> <p>To draw links between the author's life experiences and his style of writing.</p> <p>How to write like an author?</p> <p>To identify and describe the writing styles of different authors.</p> <p>To write an imaginative story experimenting with some of the author techniques identified.</p> <p>To explore the Genre and the features to substantiate the genre by exploring phantom tollbooth.</p> <p>To further interpret the characterization, setting and imagery used.</p>	<p>Talk to your child about their favourite author. Try to develop curiosity by asking them What is this book about? Why are you interested in reading it? What does the author of this book want us to know or think?</p> <p>Encourage your child to think about, what is the author 's focus in the story? Let the child think about the ways in which the author has used words and images to communicate their message.</p> <p>Share with the child your opinion about the books as well as ask the child to talk about his opinion about the decisions in the book, whether it is fair.</p> <p>Discuss with your child how a character behaves in different situations, how it changes its characteristics with changing situations in the story.</p> <p>Encourage your child to identify the 5 Parts of a story. Motivate your child to empathise and sympathise with the characters.</p>	<p>Phantom tollbooth</p>  <p>https://www.youtube.com/watch?v=rW4DtGxjq0</p> <p>https://www.youtube.com/watch?v=n0ceZ5NglbQ</p>



The Winchester School

Family Learning Newsletter -Year 6- May 2023



		Talk to your child and point out the emotions we feel in different situations. Read books and talk about how the characters may be feeling in the book. Talk about your own emotions. Help the child problem-solve situations to make someone feel better.	https://quizizz.com/admin/quiz/5aaae2bc4d19bd001bf96864/the-phantom-tollbooth
Numeracy	<p>To solve problems involving unequal sharing and grouping using knowledge of fractions and multiples.</p> 	<p>Proportion compares a part to the whole and is expressed as a fraction, decimal or percentage, e.g. in a ball pool, $\frac{1}{4}$ (or 25%) of the balls are red. This can be expressed as '1 in 4 balls is red' or '1 in every 4 balls is red'.</p>	<p>Ratio rumble</p> <p>Ratio blaster</p> <p>Dirt Bike Proportions</p>



The Winchester School

Family Learning Newsletter -Year 6- May 2023



Encourage your child to play this game.

Fleeces made in a factory					
1	2	3	4	5	6
4000	320	480	560	160	800
7	8	9	10	11	12
5600	8000	1600	720	2400	640

Dice roll	1	2	3	4	5	6
Proportion of blue fleeces	1 in every 8	1 in every 4	3 in every 8	1 in every 2	5 in every 8	7 in every 8

What to do

- The challenge is to buy as many blue fleeces as possible.
- Take turns to turn over a card to decide on the number of fleeces in production.
- Roll the dice to find out the proportion of blue fleeces being made.
- Each person keeps a running total of their blue fleeces.
- Declare the winner after 10 minutes.

You will need:

- pencil and paper
- pack of playing cards with the Kings removed (Jack represents 11, Queen 12)
- 1-6 dice

Encourage your child to use empty 12 eggs- egg carton. Point out that each carton represents one whole. Elicit from the child what fraction each cup in the carton represents. (1/12)





To solve problems involving the relative sizes of two quantities where missing



The Winchester School

Family Learning Newsletter -Year 6- May 2023




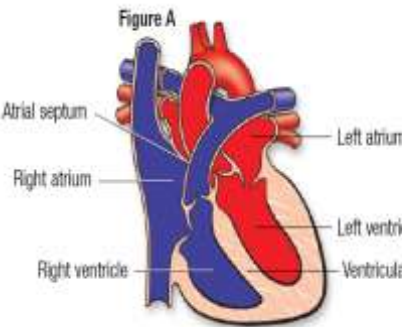
	values can be found by using integer multiplication and division facts	<p>Eggs</p> <p>Mrs Choy spent exactly £10 on 100 eggs for her shop.</p>  <p>Large eggs cost her 50p each. Medium eggs cost her 10p each. Small eggs cost her 5p each.</p> <p>For two of the sizes, she bought the same number of eggs. How many of each size did she buy?</p>	
<p>Science</p> <p>CHEMICAL CHANGE vs PHYSICAL CHANGE</p> 	<p>The Circulatory System</p> <p>Structure and Working of Heart</p> <p>Blood circulation in the body.</p>	<p>Talk about the important parts and functions of each part of the heart in the circulatory system.</p> <p>Healthy lifestyle and exercise can make your circulatory system strong.</p> <p>Explain how the blood flows from one part of the heart to the next. Describe how the blood flows</p>	<p>https://www.youtube.com/watch?v=tg_ObDJEaGo</p>



The Winchester School

Family Learning Newsletter -Year 6- May 2023



		<p>from one part of the heart to the next in the right order.</p> <p>what happens to the quality of blood as it moves from one part of the heart to the next.</p> <p>what happens to blood in the lungs?</p> <p>Research on closed and open circulatory systems.</p> <p>Scientific skills: Effect of exercise on the heart rate.</p> <p>Hold your wrist and count heart pulse, check whether it is in normal range. Now, do different exercises like walking, jumping, running for 2-3 minutes and check your pulse rate each time.</p> <p>Record the data and draw conclusion</p>	<p>https://www.schoolsofkingedwardvi.co.uk/ks2-science-year-6-2-animals-circulatory-system/</p>  <p>https://www.nhsinform.scot/illnesses-and-conditions/heart-and-blood-vessels/about-the-heart/understanding-how-your-heart-functions</p>
<p>Arabic for Arabs</p>	<p>أحلام ليبل السعيدة (رواية)</p> <p>أن يميز المتعلم بين القصة والرواية</p> <p>أن يفسر التلميذ كلمات وتراكيب وأساليب من النص في سياقاتها .</p> <p>أن يحدد التلميذ أساليب خبرية في النص</p>	<p>مساعدة التلميذ في البحث عن لغويات النص بالمعجم على الإنترنت و يحلل رواية .</p> <p>مساعدة التلميذ في كتابة ملخص للرواية بالمنزل .</p> <p>مساعدة التلميذ في تحديد التلميذ التطور المكاني والزمني والعقدة في الرواية.</p>	<p><u>منصة عصافير للقراءة</u></p> <p><u>قناة اللغة العربية والتربية الإسلامية</u></p> <p><u>بمدرسة ونشستر</u></p>



The Winchester School

Family Learning Newsletter -Year 6- May 2023



	<p>أن يحلل رواية محددا عناصرها. كتابة نص تفسيري (تعبير إبداعي) أن يكتب التلميذ نصا لتفسير ظاهرة علمية أو حدث أو رأي . حروف تكتب ولا تنطق أن يكتب كلمات بها حروف تكتب ولا تنطق أن يحدد حروف تنطق ولا تكتب السطر ضمائر الرفع المتصلة أن يميز بين الضمائر المتصلة والمنفصلة في الجملة. أن يوظف الضمائر المتصلة مضبوطة الآخر في تحدّثه وكتابات الإبداعية مع الضبط وفقا لقواعد النحو</p>	<p>مساعدة التلميذ في قراءة الرواية وتحديد الفكرة الرئيسة. مساعدة التلميذ في كتابة كلمات بها حروف تكتب ولا تنطق. تدريبه على إعراب وتوظيف الضمائر المتصلة في كتاباته الإبداعية مع الضبط وفقا لقواعد النحو. يمكن لولي الأمر الدخول من خلال الرابط المرفق لموقع قناة اللغة العربية والتربية الإسلامية الخاص بمدرسة ونشستر ومتابعة التسجيلات الخاصة بالدروس ومشاركتها مع التلميذ وتدوين ما تعلمه في دفتره المدرسي.</p>	
<p>Arabic for Non Arabs</p>	<p>(في المدرسة) In the school To use the exclamatory style in a paragraph about the school. To create a letter correctly. To compare between his/her school and different school. To express his/her opinion in the school. UAE in the past and in the present) الإمارات قديماً وحديثاً) To compare between the UAE aspects of life in the past and in the present. To distinguish the landmarks of the UAE in the past and in the present.</p>	<p>Encourage your child to memorize his/her new vocabulary about the new topic (the school) Talk to your child about the school and UAE. Ask your child about his opinion regarding his school. Go through the links on the Arabic YouTube channel so that you can help your child learn more at home about the topic.</p>	<p>Asafeer reading platform Arabic and Islamic YouTube Channel</p>



The Winchester School

Family Learning Newsletter -Year 6- May 2023



	To describe the monuments and landmarks of the UAE in the past and in the present. To design identification cards for the UAE.		
Islamic for Arabs	<p>التفكير العلمي أن يحلل التلميذ بعض صور التفكير العلمي. أن يدلل التلميذ على بعض صور التفكير العلمي. الإخفاء الحقيقي أن يبين التلميذ حروف الإخفاء الحقيقي. أن يطبق التلميذ حروف الإخفاء مع الآيات الكريمة لسورة الملك. بيئي أمانة أن يبين التلميذ ضوابط الإسلام في المحافظة على البيئة . أن يوضح التلميذ كيفية الحد من الإسراف في الماء . أن يبين التلميذ مظاهر عناية الإسلام بالبيئة .</p>	<p>مساعدة التلميذ في فهم فضل التفكير العلمي . مساعدة التلميذ في معرفة بعض الأدلة عن التفكير. مساعدة التلميذ في مشاهدة فيديوهات عن يسر الإسلام والإخفاء الحقيقي مساعدة التلميذ في معرفة بعض الأدلة من الكتاب والسنة عن اليسر في الإسلام يمكن لولي الأمر الدخول من خلال الرابط المرفق لموقع قناة اللغة العربية والتربية الإسلامية الخاص بمدرسة ونشستر ومتابعة التسجيلات الخاصة بالدروس ومشاركتها مع التلميذ وتدوين ما تعلمه في دفتره المدرسي.</p>	<p>قناة اللغة العربية والتربية الإسلامية بمدرسة ونشستر</p>
Islamic for Non Arabs	<p>Lesson 1: Surat al-Mulk (13:30)</p> <p>To explain the over-all meaning of the verses</p> <p>Lesson 2: The ease in Islam</p>	<p>Encourage your child to memorize Surat al-Mulk.</p> <p>Encourage your child to read about the signs of the day of Judgment.</p> <p>Encourage your child to perform the five daily prayers on time.</p>	<p>Arabic and Islamic YouTube Channel</p>




The Winchester School

Family Learning Newsletter -Year 6- May 2023



	<p>To conclude the aspects of ease in Islam</p> <p>Lesson 3: Few Signs of the Hour</p> <p>To infer some few signs of the Hour with references from Qur'an and Sunnah</p>	<p>Encourage your child to color monthly prayer chart and answers in book ISLAM MY WAY OF LIVING as Encourage your child to apply obligatory element of Salah.</p> <p>Go through the links on the Arabic YouTube channel so that you can help your child learn more at home about the topic</p>	
<p>Humanities</p> <p>Geography</p> <p>Mapping Skills</p> <p>History</p> <p>Vikings and Anglo- Saxons</p>	<p>To plan a route.</p> <p>To explore the lead up to the Battle of Hastings.</p>	<p>Encourage your child to plot a journey using the eight compass points and six-figure grid references.</p> <p>Talk to your child about the preparations by William and Harold for the battle.</p>	<p>Planning a route</p> <p>Key Vocabulary-</p> <p>Co-ordinates, Eastings, Grid reference, Northings, Silva compass.</p> <p>Battle of Hastings</p> <p>Key Vocabulary-</p> <p>Edward the Confessor, Harold II, Godwin of Wessex, William the Conqueror, Battle of Stamford Bridge, Battle of Hastings</p>








UAE Social Studies	<p>SCIENCE AND INNOVATION</p> <p><u>Key vocabulary:</u></p> <p>astronomy, translation, innovation, invention, engineering, entrepreneur</p> <p>-ART, SCHOLARSHIP AND THE HOUSE OF WISDOM</p> <p><u>Key vocabulary:</u></p> <p>House of Wisdom, arabesque, geometric, literature, scholarship</p>	<p>Talk with your child how science develops from the earlier ideas of others.</p> <p>Help your child to examine examples of technological innovation in the Golden Age of Islamic Civilization.</p> <p>Encourage your child to explore forms of art and the role of the House of Wisdom in the Golden Age of Islamic Civilization.</p>	<p><u>Science and innovation in the Golden Age of Islamic Civilization</u></p>  <p><u>The Islamic world in the Middle Ages</u></p> <p><u>Islamic Architecture</u></p> <p><u>Science and innovation in the Golden Age of Islamic Civilization</u></p>



The Winchester School

Family Learning Newsletter -Year 6- May 2023




<p>French</p>	<p><u>Topic: En ville</u></p> <p>- To identify different places in the town</p> <p>- To apply verb “ aller” in present tense to say where I am going.</p>	<div data-bbox="892 321 1209 431">  <div>Talk</div> </div> <p>- Ask your child to talk about different places in the town.</p> <div data-bbox="892 690 1209 829">  <div>Share</div> </div> <ul style="list-style-type: none"> • Create a presentation or poster about different places in your town. • Create a mind map about different places in the town. <div data-bbox="892 1047 1243 1138">  <div>Encourage</div> </div> <p>Students to keep exploring the links given.</p>	<div data-bbox="1604 337 1797 483">  </div> <p><u>Topic: En ville</u></p> <p>https://www.youtube.com/watch?v=U2SS4D5g7QM&t=14s</p> <p>https://www.youtube.com/watch?v=mcZUpEeLXW0</p> <p>https://www.youtube.com/watch?v=2oB5kR7CH8M</p> <p>https://www.youtube.com/watch?v=6XkR-XCYaYQ</p> <div data-bbox="1604 1154 1808 1289">  </div>
---------------	---	---	---



The Winchester School

Family Learning Newsletter -Year 6- May 2023



		<p>https://quizlet.com/581179615/en-ville-flash-cards/</p> <p>https://quizlet.com/581179615/gravity</p> <p>https://quizlet.com/581179615/match</p> <p>https://quizlet.com/581179615/test</p> <p></p> <p>Username: winlang</p> <p>Password: love4langs</p> <p>https://linguасcope.com/secure/students/beginner/html5/bin/main.php?language=french&topic=town&activity=introduction</p>
--	--	--



The Winchester School

Family Learning Newsletter -Year 6- May 2023



Physical Education		<u>Talk and Encourage the children to do the following:</u>	Useful sites:
Activity -1	Cricket – Batting skills	<u>Proper warm up</u> The Students will do the proper warm up and will practice skills with basic rules.	Links: https://www.youtube.com/watch?v=U7pl9fHQnzY
Activity - 2	Cricket – Fielding	Follow the links for the skills and rules	https://www.youtube.com/watch?v=zKo2vy4cjdo
Activity – 3	Cricket – Running between wickets	<u>Cooldown</u> After the game students will do proper cooldown activity.	https://www.youtube.com/watch?v=o-4Kc-ECEBE
Activity - 4	Board games – Carom, Chess and Ludo		https://www.youtube.com/watch?v=NAIQyoPcjNM
			https://www.youtube.com/watch?v=Ins9TeKVebY
			https://www.youtube.com/watch?v=R0inyabgB-Y
Music Year 06 (Kiko)	Improving children's confidence and musicality through singing actions songs and chanting rhymes.	Encourage the child sing action songs at home.	https://www.timeout.com/new-york-kids/music/best-kids-songs
	Improving on listening skills and recalling.	Ask the child to perform the songs we learned in school.	https://www.youtube.com/watch?v=breyIWfW4TQ
	Playing with a recorder	Help the child choose which other songs they know aside from the songs taught in school and let them invent their own singing actions.	
		<u>Encourage your child to practice recorder at home</u>	



The Winchester School

Family Learning Newsletter -Year 6- May 2023




Music Year 06 (Joyson)	<p>Improving child's confidence and musicality through music rhythm reading</p> <p>We take a look at dotted quarter notes, single eighth notes, and the eighth rest. We also get to see our beats split in half, adding a new challenge to our rhythm reading!</p>	<p>Let the child understand the music note value and clap with the notes.</p> <p>Ask the child to perform it with any percussion instrument like maracas, tambourine.</p> <p>Throughout these videos, steady beat is represented by the boxes, and rhythms are represented as the notes inside the boxes. Counting the number of boxes each note uses is a great way to remember how many beats the note is worth.</p>	
Music Year 06 (Sunil)	<p>Learning how to play the song "UAE national anthem" on recorder</p>	<p>Let the child practice at home, even though there will be squeaking.</p> <p>Be an audience. But better also check if the child is holding the recorder properly.</p>	
ICT	<p><u>Topic: Number System</u></p> <p>Learning Objectives:</p> <p>Introduction to binary</p>	<p>Motivate your child to explore different number systems.</p> <p>Encourage your child to research and create a presentation on the different number systems</p> <p>Research on the importance to think the need for different number systems</p>	<p>Numbers and Number Systems - Kids Britannica Kids Homework Help</p>



The Winchester School

Family Learning Newsletter -Year 6- May 2023




	<p>Examine the way that computers use whole numbers to represent numbers.</p> <p>Convert binary numbers to decimal numbers</p>		<p>Birthday Binary Code for Kids - Innovation Kids Lab</p> <p>https://youtu.be/kcTwu6TFZ08</p> <p>https://youtu.be/Z6cSiP93nos</p>
Moral Education	<p>Theme: Personality and morals.</p> <p>Unit: Taking Responsibility for Oneself and Others</p> <ul style="list-style-type: none"> - To recognize the factors that affect self-confidence and self-respect and understand how to develop resilience - To present and discuss ideas about identity and how the attitudes and actions of others can affect individual's sense of self-worth positively or negatively. <p>Key vocabulary:</p>	<p>Talk to your child to create an awareness of the needs of others, including vulnerable groups (such as the elderly) and provide practical support and consideration and support</p> <p>Encourage your child to present and discuss ideas about identity and how the attitudes and actions of others can affect individual's sense of self-worth positively or negatively.</p> <p>Share with your child the real-life examples where people take responsibilities and how each member in the family can practice self-responsibility.</p> <p>Activity: Household work is our responsibility.</p> <p>The family meets together in order to discuss responsibilities in the house.</p>	<p>www.moraleducation.ae</p> <p>https://www.goodcharacter.com/elementaryschool/being-responsible/</p> 



The Winchester School

Family Learning Newsletter -Year 6- May 2023



	<p>Responsibility: Performing duties, sharing, cooperating and aiding others in the family, school and community.</p> <p>Self-responsibility: Setting goals for success and self-realization in personal, educational and professional life.</p> <p>Taking responsibility:</p> <p>Recognizing one's obligations and willingly fulfilling them.</p> <p>Perseverance: Continually conducting work and trying until the objective is achieved.</p>	<p>Everyone draws a list of tasks that should be conducted in the house.</p> <p>On a piece of coloured paper, each family member writes down the tasks they will perform.</p> <p>Family members discussed the tasks assigned to each of them, and vote on whether the individual's performance is good or needs to be improved.</p> <p>Family members provide suggestions to improve the performance of an individual who does not do well.</p> <p>Every family member undertakes to carry out their responsibilities by signing the main list of tasks.</p>	
--	---	--	--