




The Winchester School

Family Learning Newsletter -Year 6- November -2023




Area of Learning	Focus	Home activities/How can you help your child at home	Useful websites																													
Literacy	<p><u>Active Passive voice</u></p> <p>Distinguish between active and passive voice in sentences.</p> <p>Create sentences in the active and passive voice.</p> <table><tr><th>ACTIVE VOICE</th><th>PASSIVE VOICE</th></tr><tr><td>The police arrested the suspect.</td><td>The suspect was arrested by the police.</td></tr><tr><td>The judge sentenced the criminal.</td><td>The criminal was sentenced by the judge.</td></tr><tr><td>The artist painted the picture.</td><td>The picture was painted by the artist.</td></tr><tr><td>The designer created the website.</td><td>The website was created by the designer.</td></tr><tr><td>The writer published the book.</td><td>The book was published by the writer.</td></tr><tr><td>The scientist discovered the cure.</td><td>The cure was discovered by the scientist.</td></tr></table> <p><u>Direct and Indirect Speech</u></p> <p>To distinguish between direct and indirect speech.</p>	ACTIVE VOICE	PASSIVE VOICE	The police arrested the suspect.	The suspect was arrested by the police.	The judge sentenced the criminal.	The criminal was sentenced by the judge.	The artist painted the picture.	The picture was painted by the artist.	The designer created the website.	The website was created by the designer.	The writer published the book.	The book was published by the writer.	The scientist discovered the cure.	The cure was discovered by the scientist.	<p>Talk to your child about verbs in English they can either be in active voice or passive voice. When a verb is active, the subject is doing the action. When a verb is passive, the subject is acted on. Discuss how to change the sentences with a few examples .</p> <p>Active: The cat eats the food. (The cat is doing the action of eating.</p> <p>Passive: The food is eaten (by the cat). (The food is the thing being acted on.)</p> <p>Encourage them to identify a few examples from a text. They can solve a few questions a practice.</p> <p>Active: He feeds the birds.</p> <p>Passive: The birds are fed by him.</p> <p>Active: I pushed the door open.</p> <p>Passive: The door was pushed open by me.</p> <p>Active: They will help him.</p>	<p>Active and Passive voice</p> <p>https://www.hunter.cuny.edu/rwc/repository/files/grammar-and-mechanics/verb-system/Active-and-Passive-Voice.pdf</p> <p>Active and Passive voice video</p> <p>https://www.youtube.com/watch?v=W1IRU6zx9g</p> <table><tr><th colspan="3">Active & Passive Voice</th></tr><tr><th>Tense</th><th>Active Voice</th><th>Passive Voice</th></tr><tr><td>Present Simple</td><td>She delivers the letters.</td><td>The letters are delivered.</td></tr><tr><td>Past Simple</td><td>She delivered the letters.</td><td>The letters were delivered.</td></tr><tr><td>Future Simple</td><td>She will deliver the letters.</td><td>The letters will be delivered.</td></tr></table>	Active & Passive Voice			Tense	Active Voice	Passive Voice	Present Simple	She delivers the letters.	The letters are delivered .	Past Simple	She delivered the letters.	The letters were delivered .	Future Simple	She will deliver the letters.	The letters will be delivered .
ACTIVE VOICE	PASSIVE VOICE																															
The police arrested the suspect.	The suspect was arrested by the police.																															
The judge sentenced the criminal.	The criminal was sentenced by the judge.																															
The artist painted the picture.	The picture was painted by the artist.																															
The designer created the website.	The website was created by the designer.																															
The writer published the book.	The book was published by the writer.																															
The scientist discovered the cure.	The cure was discovered by the scientist.																															
Active & Passive Voice																																
Tense	Active Voice	Passive Voice																														
Present Simple	She delivers the letters.	The letters are delivered .																														
Past Simple	She delivered the letters.	The letters were delivered .																														
Future Simple	She will deliver the letters.	The letters will be delivered .																														



The Winchester School

Family Learning Newsletter -Year 6- November -2023



Grammar



Direct Speech	Indirect Speech
I play football.	He said that he played football.
I am cutting a tree.	He said that he was cutting a tree.
I have eaten food.	He said that he had eaten food.
I drove the car.	He said that he had driven a car.

Passive: He will be helped by them.

Talk about the Direct and indirect speech. How we use it in our everyday life. When you use direct speaking, you repeat exactly.

Talk about the Direct and indirect speech. How we use it in our everyday life. When you use direct speaking, you repeat exactly what someone has stated. To indicate where the speaker's words begin and end, you use quotation marks.

Discuss a few examples When we want to describe what someone said, one option is to use direct speech. We use direct speech when we simply repeat what someone says, putting the phrase between speech marks:

Example- Paul came in and said, "I'm really hungry."

When we want to report what someone said without speech marks and without necessarily using exactly the same words, we can use indirect speech (also called reported speech). For example:

Direct speech: "We're quite cold in here."

Indirect speech: They say (that) they're cold.

Encourage your child to practice a few worksheets. Provide them with a set of questions and motivate them to do it

[Direct and Indirect Speech](#)

<https://learnenglish.britishcouncil.org/grammar/b1-b2-grammar/reported-speech-statements>

Direct: Must I do the city?

Indirect: My sister asked if she had to do the city.

Direct: He said, "I can swim."

Indirect: He said he could swim.

Direct: I'm angry with you.


Indirect: My mother said she was angry with me.

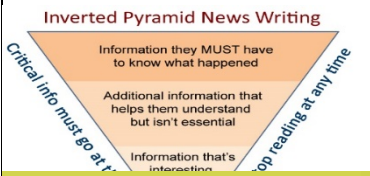
[Direct and Indirect Speech](#) [Video](#)



The Winchester School

Family Learning Newsletter -Year 6- November -2023



		<p>independently.</p> <p>I travel a lot in my job.'</p> <p>Jamila said that she travelled a lot in her job.</p> <p>'The baby's sleeping!'</p> <p>He told me the baby was sleeping.</p>	https://www.youtube.com/watch?v=gaMLVh_rbiY
Literacy	<p><u>Journalistic writing</u></p> <p>To write the first draft of the news report. To draw inferences and examine authorial techniques.</p>  <p>Keys to writing good journalism:</p> <ul style="list-style-type: none"> – Get the facts. All the facts you can. – Tell your readers where you got every bit of information you put in your story. – Be honest about what you do not know. – Don't try to write fancy. Keep it clear. <p>Moral Education link-</p> <p>What is Virtues Ethics?</p>	<p>Talk about reading newspapers. How the news headline is and what type of content you can find in different articles and pages of a newspaper. Further talk about what is the role of Journalists, if they have observed how the journalist gather news and deliver it in written and video forms.</p> <p>Discuss and read newspaper with your child every day. Ask them if they are interested in reading a particular section of the newspaper. Educate them about different writing techniques used for varied sections/topics in the newspaper.</p> <p>Share the knowledge of what happened around the world, and encourage them to read the newspaper more often. Explore Journalistic writing by sharing a few examples.</p> <p>Encourage your child to make a scrapbook by putting together interesting articles, creative advertisements, comic strip series. This will expose them to wide variety of topics and vast</p>	<p>Journalistic Writing</p> <p>https://www.twinkl.co.uk/teaching-wiki/journalistic-writing</p> <p>How to write like a Journalist!!</p> <p>https://www.masterclass.com/articles/how-to-write-like-a-journalist</p>



The Winchester School

Family Learning Newsletter -Year 6- November -2023



	<p>Students prepare a poster explaining the importance of virtue ethics. Second activity students will think like an Ethicist!</p> <p>They will use their ethical mind to create own philosophy on topics like – About goals in life/people/time.</p>	<p>vocabulary to implement in their language in a creative manner.</p> <p>Motivate the child to explore articles presented in the newspaper in different sections. Together discuss and identify the various sections of the newspaper and how the language is used to present ideas catering to the audience. E.g.: - political, business, tabloid, advert. Talk to your child and discuss the different types of articles presented in a Tabloid. Now explore a tabloid.</p> <div data-bbox="745 760 1247 1128" style="border: 2px solid orange; padding: 10px; margin-top: 20px;"> <p style="text-align: center;">Virtue Ethics - the theory</p> <ul style="list-style-type: none"> • Virtue theory is the view that the foundation of morality is in the development of good character traits, or virtues, not good acts. • A person is good, then, if he has virtues and lacks vices. • <u>Typical virtues include courage, temperance, justice, prudence, fortitude, liberality, and truthfulness.</u> • Some virtue theorists mention as many as 100 virtuous character traits which contribute to making someone a good person. </div>	<div data-bbox="1591 321 2026 722" style="background-color: #e6f2ff; padding: 10px; margin-bottom: 10px;"> <p style="text-align: center;">Five W's and an H</p> <p>Who? Who is the story about?</p> <p>What? What happened or is going to happen? What event or occurrence is the story about?</p> <p>When? When did the event or occurrence take place, or where will it take place?</p> <p>Why? Why did the event or occurrence take place? What circumstances led up to it?</p> <p>How? How did it happen? What makes this story newsworthy?</p> </div> <p>Moral Education</p> <p>https://www.youtube.com/watch?v=bUaUTSJPP5w</p>
--	---	---	--



The Winchester School

Family Learning Newsletter -Year 6- November -2023



Numeracy

Geometry- Properties of shapes

To illustrate and name the different parts of circles, including radius, diameter and circumference and know that the diameter is twice the radius.



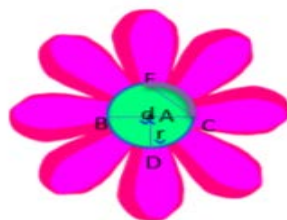
ACTIVITY:

Using your knowledge about circles, turn your circle into something that you see in everyday life or that you have seen and remember being circular.

Things to keep in mind:

- 1) You must be able to see ALL the parts of a circle
- 2) You must use your paper plate for something circular on your project.
- 3) Try to be as creative as possible.
- 4) Be sure to turn your circle into something other than just a plate.
- 5) Have fun creating your project!


For example:



Talk to your child about What things are quadrilaterals in the home, what are the different types of quadrilateral they know and what are their different properties.

[Parts of a circle](#)

[All about Circle](#)




To apply the properties of quadrilaterals and classify them.

To apply the interior angle properties of angles in a triangle.

How Quadrilaterals are Used in Real Life?

Quadrilaterals



square

All sides equal
All angles 90°



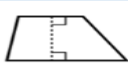
rectangle

Opposite sides equal
All angles 90°



parallelogram

Opposite sides equal
and parallel



**trapezoid (US)
trapezium (UK)**

Two sides parallel



rhombus

All sides equal
Opposite sides parallel

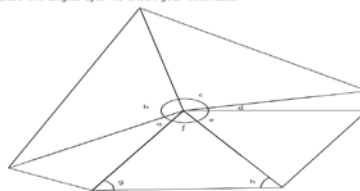


kite

Adjacent pairs of
sides equal

Missing Angles in Triangles

Estimate the missing angles in these triangles. Ensure the sum of all the angles in the triangle is correct. Measure the angles after to check your estimates.



Draw some triangles. Measure 2 angles and calculate the third.
Check by measuring.

ACTIVITY:

Using your understanding of compound shapes -

Draw 2 compound shapes with an area of 18 cm².


[Quadrilaterals](#)

[Angle in a triangle](#)



The Winchester School

Family Learning Newsletter -Year 6- November -2023



To calculate area of simple compound shapes that can be split into rectangles.

To recognize vertically opposite, and find missing angles.

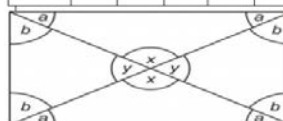
The only way of finding the area of a compound shape is to split it into smaller rectangles, find their areas, then add them together?

Do you agree with her?
Explain your answer:



ACTIVITY:

Angle x	1	2	3	4	5	6	7	8	9	10
	100°	105°	110°	115°	120°	125°	130°	135°	140°	145°



You will need:
• pack of playing cards with the picture

What to do

- Turn over a card. This determines the value of angle x .
- Both work out the values of y , a and b .
- Compare answers.
- Repeat.
- Continue for 10 minutes.

Variation

- Start with a selection of ten values for angle a , from 15° to 40° , and calculate the angles.

QUESTIONS TO ASK

Describe vertically opposite angles.

What size are the other angles in a triangle if one angle is 30° ? (30° and 120° or 75° and 75°)

What do the angles in a straight line add up to?

What do the angles in a triangle add up to?

[Area of compound shapes](#)


[IXL - Area of compound figures \(Geometry practice\)](#)

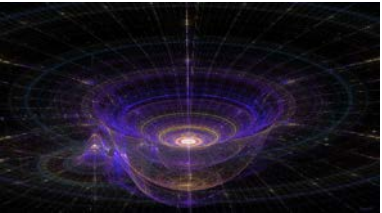
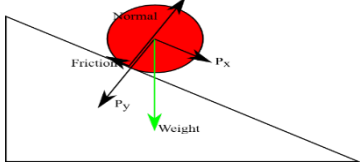

[Vertically Opposite angles](#)



The Winchester School

Family Learning Newsletter -Year 6- November -2023




<p>Science</p> <p>Forces:</p> <p>Gravity</p>	<p>To explain that unsupported objects fall towards the Earth because of the force of gravity acting between the Earth and the falling object.</p> 	<p>Talk: To your child about importance of Gravity. How is life without gravity? -Humans and other objects will become weightless without gravity</p> <p>Share: Share facts about gravity. If You must have read an article or heard anywhere about gravity, so you can update your child by sharing the information you have.</p> <p>Encourage: Internet is the powerful search engine. Please allow your child to spend few minutes on doing research using the websites given for gravity.</p>	<p>https://www.edumedia-sciences.com/en/curriculum/4047-explain-that-unsupported-objects-fall-towards-the-earth-because-of-the-force-of-gravity-acting-between-the-earth-and-the-falling-object</p> <p>https://www.bbc.co.uk/bitesize/articles/zqbm3k7</p>
<p>Friction</p>		<p>Explain: Role of gravity in the solar system.</p> <p>Research: Ask your child to research on gravity acting on earth.</p> <p>Talk: To your child about friction. Can you imagine how life would be without friction? -In a world without friction, the object would continue to slide forever, if not acted on by another force.</p>	
<p>Air resistance</p>	<p>To investigate how different factors, affect the time taken by a parachute to fall to the ground.</p>	<p>Share: Share facts about friction. If You must have read an article or heard anywhere about friction, so you can update your child by sharing the information you have.</p> <p>Encourage: Internet is the powerful search engine. Please allow your child to spend few minutes on doing research using the websites given for friction.</p>	<p>http://www.physics4kids.com/files/motion_friction.html</p> <p>https://www.theschoolrun.com/homework-help/friction-and-resistance</p>



The Winchester School

Family Learning Newsletter -Year 6- November -2023



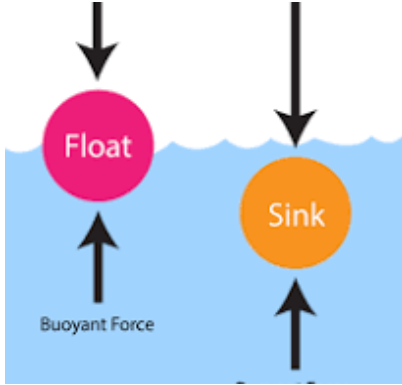
<p>Buoyancy</p>	<p>To investigate various factors affecting buoyancy.</p>	<p>Explain: The importance of friction in our everyday life.</p> <p>Research: Ask your child to research on friction</p> <p>Talk: To your child about Air resistance . You can engage in a conversation that combines guidance, encouragement, and research.</p> <p>Share: Share facts about Air resistance. If You must have read an article or heard anywhere about friction, so you can update your child by sharing the information you have.</p> <p>Explain: The importance of Air Resistance in our everyday life.</p> <p>Research: Ask your child to research on air resistance how is it linked to parachute.</p> <p>Talk: To your child about Buoyancy. How it plays a crucial role in both swimming and sailing. Talk about how fish and other aquatic animals use buoyancy to control their depth in the water.</p> <p>Share: Share facts about Buoyancy. If You must have read an article or heard anywhere about buoyancy, so you can update your child by sharing the information you have.</p>	<p>https://www.bbc.co.uk/bitesize/articles/zxw6gdm</p> <p>https://youtu.be/lkmAnLmXENo?si=5a1SHfdvTxOdMpW</p>  <p>https://youtu.be/Z0eJBtAnUxY?si=hOZ4U3614NMbYJWs</p> <p>https://www.bbc.co.uk/teach/class-clips-video/science-design-and-technology-ks2-harnessing-air-resistance-with-parachutes/zips382</p>
------------------------	---	---	---



The Winchester School

Family Learning Newsletter -Year 6- November -2023




		<p>Explain: The importance of buoyancy in our everyday life. Discuss the purpose of life jackets and how they use buoyancy to keep people afloat in the water.</p> <p>Research: Ask your child to research on how hot air balloons work using the principle of buoyancy.</p> 	<p>https://www.bbc.co.uk/bitesize/articles/zxw6gdm</p> <p>https://youtu.be/_At0W-BxTYA?si=66phWJ1snEqW33Yi</p> <p>https://www.sciencekids.co.nz/videos/physics/archimedesprinciple.html</p> <p>https://coconutseeds.net/do-coconuts-have-floating-seeds/</p> <p>https://www.coolkidfacts.com/sink-and-float-facts-for-kids/</p>
Arabic for Arabs	<p>(مجد الإمارات) شعر . أن يحلل التلميذ النص تحليلًا أدبيًا أن يحدد التلميذ أساليب إنشائية وخبرية وأساليب بلاغية في القصيدة أن يحدد التلميذ الفكرة و العاطفة في القصيدة زايد رجل بنى أمة أن يحدد التلميذ الفكرة الرئيسة والأفكار الداعمة أن يحلل التلميذ عناصر السيرة الغيرية</p>	<p>مساعدة التلميذ في البحث عن لغويات النص بالمعجم على الإنترنت مساعدة التلميذ في كتابة ملخص لأبيات المنزل .مساعدة التلميذ في تحديد التلميذ الفكرة و العاطفة في القصيدة مساعدة التلميذ في كتابة سيرة غيرية مساعدة التلميذ في البحث عن لغويات النص بالمعجم على الإنترنت مساعدة التلميذ في كتابة ملخص السيرة الغيرية بالمنزل مساعدة التلميذ في تحديد الأساليب في القصة مساعدة التلميذ في قراءة سيرة زايد وتحديد العناصر الرئيسة وسمات شخصيته مساعدة التلميذ في كتابة كلمات بها همزة متطرفة على واو مع بيان سبب كتابتها على الياء</p>	<p>قناة اللغة العربية والتربية الإسلامية بمدرسة ونشستر</p> <p>منصة كتي</p> <p>كتابة سيرة غيرية</p> <p>الهمزة المتطرفة على ياء</p>



The Winchester School

Family Learning Newsletter -Year 6- November -2023




	<p>أن يحدد التلميذ السمات الداخلية والسمات الخارجية لشخصيات السيرة</p> <p>أن يحدد التلميذ علاقات التضاد والترادف بين الكلمات</p> <p>الهمزة المتطرفة على ياء</p> <p>أن يكتب كلمات بها همزة متطرفة على ياء</p> <p>أن يحدد مواضع كتابة الهمزة المتطرفة على ياء</p> <p>المفعول المطلق</p> <p>أن يميز بين أنواع المفاعيل في الجملة الفعلية.</p> <p>أن يوظف المفعول المطلق مضبوط الآخر في تحدّثه وكتابات الإبداعية مع الضبط وفقا لقواعد النحو</p>	<p>تدريبه على إعراب وتوظيف المفعول المطلق في كتاباته الإبداعية مع الضبط وفقا لقواعد النحو</p>	
Arabic for Non- Arabs	<p>Hobbies and Sports (الهوايات والرياضات)</p> <p>To describe hobbies and sports using exclamatory style.</p> <p>To compare between different sports and hobbies.</p> <p>To describe the sports and hobbies in a paragraph.</p>	<p>Encourage children to use these words in sentences of their own.</p> <p>Encourage your child to use the new adjectives in his/her writing</p> <p>her - Encourage your child to describe everything around him in the garden.</p> <p>Ask your child to draw his /her favorite place.</p> <p>Go through the links on the Arabic and Islamic YouTube channel so that you can help your child learn more at home about the topic</p>	<p>Arabic and Islamic YouTube Channel</p> <p>Kotubee reading platform</p>



The Winchester School

Family Learning Newsletter -Year 6- November -2023




	<p>To express their opinion in hobbies and sports.</p> <p>To analyse a text about the hobbies and sports.</p> <p>In the garden (في الحديقة)</p> <p>To create sentences about the garden.</p> <p>To design a mind map of the garden.</p> <p>To compare between two places (Garden – Cinema...).</p> <p>To describe the garden in a paragraph.</p> <p>To express the opinion in different places in Dubai.</p> <p>To write a telegram correctly.</p>		
Islamic for Arabs	<p>التطوع عبادة وانتماء</p> <p>أن يشرح التلميذ مفهوم العمل التطوعي .</p> <p>أن يستنتج التلميذ مجالات العمل التطوعي .</p> <p>أن يستنبط التلميذ فوائد العمل التطوعي على الفرد والمجتمع</p> <p>حرمة المسلم</p> <p>أن يشرح التلميذ المعنى الإجمالي للحديث الشريف</p>	<p>مساعدة التلميذ في معرفة ملامح الحياة في المدينة بعد الهجرة النبوية.</p> <p>مساعدة التلميذ في معرفة الدروس المستفادة من الهجرة النبوية.</p> <p>مساعدة التلميذ في معرفة المعنى الإجمالي للحديث الشريف.</p> <p>مساعدة التلميذ في البحث عن بعض الأدلة من الكتاب والسنة عن العمل وأهميته في الإسلام.</p> <p>حث التلميذ على الالتزام بأداب المسجد في الإسلام</p> <p>مساعدة التلميذ في تصميم خرائط ذهنية عن فضل المساجد وأهميتها في الإسلام.</p>	<p>قناة اللغة العربية والتربية الإسلامية</p> <p>بمدرسة ونشستر</p>



The Winchester School

Family Learning Newsletter -Year 6- November -2023









	<p>أن يبين التلميذ أهمية التواصل الحضاري بين الناس أن يستنتج التلميذ أثر الكلمة الطيبة على العلاقات بين الناس. الإمارات في خدمة العالم الإسلامي</p> <p>أن يصف التلميذ المشكلات التي تعاني منها دول العالم العربي والإسلامي أن يحدد التلميذ دور دولة الإمارات في مؤازرة الدول العربية والإسلامية أن يدلل التلميذ على فضل التعاون بين المسلمين .</p>	<p>يمكن لولي الأمر الدخول من خلال الرابط المرفق لموقع قناة اللغة العربية والتربية الإسلامية الخاص بمدرسة ونشستر ومتابعة التسجيلات الخاصة بالدروس ومشاركتها مع التلميذ وتدوين ما تعلمه في دفتره المدرسي.</p>	
Islamic for Non- Arabs	<p>(Noble Hadith) (Sanctity of the Muslim) To infer the effect of nice words on social relations. To explain the status of human soul in Islam.</p> <p>Islamic Manners: (Mosque Manners) To explain the status of mosques in Islam.</p>	<p>Encourage your child to memorize first five verses from Suratu al-Mulk applying Tajweed rules. Help your child to read the Hadith and memorize it. Encourage your child to give answers in book ISLAM MY WAY OF LIVING Encourage your child to read about Imam Malik ibn Annas R.A.</p> <p>Go through the links on the Arabic and Islamic YouTube channel so that you can help your child learn more at home about the topic</p>	<p>Arabic and Islamic YouTube Channel</p>



The Winchester School

Family Learning Newsletter -Year 6- November -2023




	<p>To infer the benefits of observing mosque manners. Biography (Imam Malik R.A) To explain the important role of scholars in their societies. To explain the status of Imām Mālik (R.A) in Islamic culture.</p>		
French	<p><u>Topic : Quel temps fait-il?</u></p> <p>To describe the weather in French.</p> <p>To describe the weather in the four seasons.</p>	<div>  <div>Talk</div> </div> <p>Ask your child to talk about the weather every day in French.</p> <div>  <div>Share</div> </div> <p>Create a presentation or poster about the weather in the 4 seasons</p> <div>  <div>Encourage</div> </div> <p>Students to keep exploring the links given.</p>	<div>  <p>https://www.youtube.com/watch?v=eBvJVOuBPXI</p> <p>https://www.youtube.com/watch?v=Kq4Luegns8c</p> <div>  <p>https://quizlet.com/35072410/quel-temps-fait-il-flash-cards/</p> <p>https://quizlet.com/35072410/match</p> <p>https://quizlet.com/35072410/gravity</p> </div> </div>



The Winchester School

Family Learning Newsletter -Year 6- November -2023




Physical Education	Sports Day	<u>Talk and Encourage the children to do the following:</u>	<u>Useful sites:</u>
Activity -1	Rounders - Bowling	<u>Proper warm up</u> The Students will do the proper warm up and will practice sports day events and skills with basic rules.	Links: https://www.youtube.com/watch?v=MH99kmx9iYI
Activity - 2	Rounders – Batting	Follow the links for the skills and rules	https://www.youtube.com/watch?v=smTBrE52Fag
Activity - 3	Rounders– Fielding	<u>Cooldown</u> After the game students will do proper cooldown activity.	https://www.youtube.com/watch?v=WC3kFvO8GRQ
Activity - 4			
Music Year (Kiko)	Improving children's confidence and musicality through singing actions songs and chanting rhymes. Improving on listening skills and recalling. Playing with a recorder	Encourage the child sing action songs at home. Ask the child to perform the songs we learned in school. Help the child choose which other songs they know aside from the songs taught in school and let them invent their own singing actions. <u>Encourage your child to practice recorder at home</u>	https://www.timeout.com/new-york-kids/music/best-kids-songs https://www.youtube.com/watch?v=breyIWfW4TQ



The Winchester School

Family Learning Newsletter -Year 6- November -2023



Music Year (Joyson)	<p>Improving child's confidence and musicality through music letter names reading</p> <p>We explore the music notes in a specific song "Faded". So that they are able to play in the recorder</p>	<p>Let the child understand the music note and the finger position on the recorder.</p> <p>Ask the child to perform it with the beat. Below mentioned link is for the beats.</p> <p>80 BPM - Simple Straight Beat - Drum Track - YouTube</p>	<p>Faded Recorder / Flute Tutorial (Verse and Chorus) - YouTube</p>
Music Year (Sunil)	<p>Learning how to play the song "UAE national anthem" on recorder.</p>	<p>Let the child practice at home, even though there will be squeaking.</p> <p>Be an audience. But better also check if the child is holding the recorder properly.</p>	
ICT	<p><u>TOPIC: Spreadsheets</u></p> <p><u>LEARNING OBJECTIVES:</u></p> <p>To order and represent data using the Sort/filter option.</p> <p>To plan and calculate a spending budget.</p>	<p>Talk to children about general safety in using a computer and e-safety rules, particularly when accessing and searching the Internet.</p> <p>Encourage good posture when sitting at the computer.</p> <p>Discuss the importance of spreadsheets</p> <p>Spreadsheets are needed in many workplaces and in everyday life, therefore it is a great skill to learn and progress throughout a child's education. Many places of work use spreadsheets to keep track of things and they are also brilliant to budget and plan our finances for the future.</p>	<p>Wider Learning</p> <p>http://www.primaryresources.co.uk/ict/ict2.htm</p> <p>https://youtu.be/vX-ta61l5Cc</p>



The Winchester School

Family Learning Newsletter -Year 6- November -2023



		<p>Support your child in preparing a Party Budget for their birthday party. It's a wonderful way for them to learn about the inherent value of money and buy the things they want. It's also a great way to teach them about budgeting and saving.</p>	<p>https://www.tes.com/teaching-resource/excel-spreadsheet-build-up-activity-6289650</p> <p>http://www.bbc.co.uk/keyskills/it/level2/module4/1.shtml</p>
--	--	--	---