



The Winchester School, Jebel Ali

Family Learning Newsletter (Year 2)- October 2023



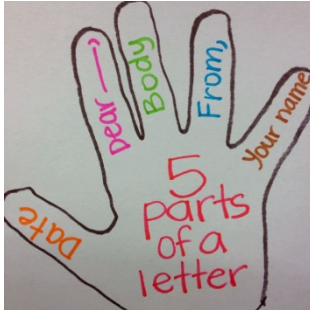
Area of learning	Focus	Home activities/How can you help your child at home	Useful websites
Literacy	<p>Spellings To spell words beginning with /wr/. Rule: When a word begins with /wr/ the/w/ is silent. Example: wrong is pronounced (rong). To spell words with /ly/. Rule: Adding /ly/ to an adjective creates an adverb. An adverb describes a verb. To spell words with /le/. Rule: Usually the sound /l/ is spelled as /le/ at the end of words.</p> <p>Punctuation: To effectively use punctuation learnt, in creative writing tasks.</p> <p>Grammar Apostrophes of Contraction/Omission. Reviewing and reinforcing using apostrophes in writing.</p>	<p>Spelling Detective- Write a small paragraph in which some of the words are wrongly spelt. Encourage your child to be the 'Detective.' If he/ she detects 'all' the misspelt words and spells them correctly, his/her reward is your penalty! You must write the paragraph once with the correct spellings.</p> <p>Practice Kung fu punctuation with your child, remind them to use it during big talk including apostrophes.</p> <p>Ask your child to read a book and look for words with apostrophes of contraction and omission for omission for example: You're doing great! He's a friendly boy etc.</p>	<p>Wr words</p> <p>ly words</p> <p>le words</p>



The Winchester School, Jebel Ali

Family Learning Newsletter (Year 2)- October 2023



	<p>Letter Writing:</p> <p>To use sentences of varied structure to write a letter.</p>	<p>Old-fashioned letter writing is a great way for kids to build their writing skills and practice their handwriting. Here are some favorite letters writing prompts for kids to get started.</p> <ul style="list-style-type: none">• Write a letter to your friend describing what you’ve been doing at home or school.• Write a letter to your teacher about your favorite game and why you like to play the game.	<p>Punctuations</p> <p>Apostrophes of contraction</p> <p>How to Teach Contractions</p> <div><p>Apostrophes in Contractions</p><table><thead><tr><th>word 1</th><th></th><th>word 2</th><th></th><th>contraction</th></tr></thead><tbody><tr><td>you</td><td>+</td><td>have</td><td>→</td><td>you’ve</td></tr><tr><td>you</td><td>+</td><td>are</td><td>→</td><td>you’re</td></tr><tr><td>it</td><td>+</td><td>is</td><td>→</td><td>it’s</td></tr><tr><td>it</td><td>+</td><td>has</td><td>→</td><td>it’s</td></tr></tbody></table><p>same!</p></div> 	word 1		word 2		contraction	you	+	have	→	you’ve	you	+	are	→	you’re	it	+	is	→	it’s	it	+	has	→	it’s
word 1		word 2		contraction																								
you	+	have	→	you’ve																								
you	+	are	→	you’re																								
it	+	is	→	it’s																								
it	+	has	→	it’s																								
<p>Numeracy</p>	<p><u>Inverse Operation</u></p> <p>To understand that subtraction is the inverse of addition and vice versa.</p>	<p>Talk to your child about how addition and subtraction are related.</p> <p>e.g., 27 + 5 = 32 32 - 5 = 27</p> <p>Challenge:</p>	<p>Inverse operations</p>																									



The Winchester School, Jebel Ali

Family Learning Newsletter (Year 2)- October 2023



2D shapes

Identify, describe the properties of 2-D shapes, and find more than one line of symmetry.

Use these cards to make calculations with their answers,



Like this one:

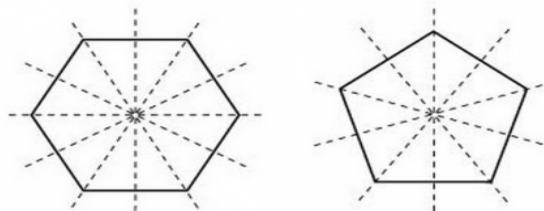


In each calculation you must only use a card once, but of course you can re-use them in your calculation if you want to.

Can you find a way to use all the cards in one calculation?

Can you find all the possible ways to use the cards?

Encourage your child to identify lines of symmetry in 2D shapes presented in different orientations. He/she should know that some **shapes have more than one line of symmetry**. Ask him/her to look at these regular shapes and think about how many lines of symmetry they can find. Again, it is helpful for them to cut out the shapes and fold. them in half, then look at how many folds they have made.



QUESTIONS TO ASK

[Symmetry Matching](#)

[Symmetry Sorting](#)

[worksheet-draw-line-symmetry/](#)

[2D shapes](#)

[2D shapes work sheet](#)



The Winchester School, Jebel Ali

Family Learning Newsletter (Year 2)- October 2023


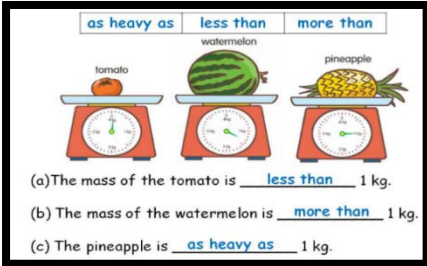




	<p><u>3D shapes</u> Identify, describe the properties of 3-D shapes.</p> <p><u>Measurement of mass/weight</u> To compare, describe and solve practical problems for mass/weight. for example, heavy/light, heavier than, lighter than. Measure and record the mass/weight of objects.</p>	<div data-bbox="913 331 1534 614"><p>What is that shape called? How do you know?</p><p>Which 4-sided shapes can you name?</p><p>How many sides/vertices does a triangle/pentagon/hexagon/octagon have?</p><p>Which shapes have a line of symmetry and which do not?</p></div> <p>Tell your child that 3-D shapes are made up of faces, edges, and vertices.</p> <div data-bbox="994 740 1400 965"><p>Face</p><p>Edge</p><p>Vertex</p></div> <p>At home or at a supermarket ask your child to point at a shape that has more than 6 edges, a shape that has a circular face, a shape that has only three faces, etc.</p> <p>In a grocery store share some items which are measured by weight.</p> <p>Encourage your child to read the weight given on their packaging in grams or kilograms. Encourage him/her to get some vegetables or fruits, estimate how much do they weigh.</p>	<p>3D shapes</p> <p>Properties of 3D shapes</p> <p>measuring weight</p> <p>measurements word problems</p>
--	---	--	---



The Winchester School, Jebel Ali Family Learning Newsletter (Year 2)- October 2023




		 <p><u>QUESTIONS TO ASK</u></p> <p>Order these 5 objects from lightest to heaviest.</p> <p>Which object is lighter/heavier?</p> <p>Which 2 objects do you think might weigh the same as this object?</p>	<p><u>Weight Challenge</u></p>  <p>(a) The mass of the tomato is <u>less than</u> 1 kg. (b) The mass of the watermelon is <u>more than</u> 1 kg. (c) The pineapple is <u>as heavy as</u> 1 kg.</p>
<p>Science</p>  <p>HABITATS</p>	<p>To identify that most living things live in places to which they are suited and are called habitats.</p> <p>To describe how different habitats provide for the basic needs of different kinds of animals and plants, and how they depend on one another.</p>	<p>Going on a treasure hunt</p> <p>Talk to your child about the different places where they see animals and plants living. How do plants and animals survive in any habitat (place).</p> <p>Talk to your child about the different habitats in the world such as desert, forest, minibeasts.</p> <p>Share with your child pictures of different habitats or ask them to use the internet to find out more about different habitats. (Give clues – vegetation – types of trees, animals, climate etc.)</p> <p>Ask children to think of any other ways in which animals might be dependent on plants?</p> <p>Encourage children to write down all their findings and make a booklet on habitats.</p>	 <p>Different habitats</p> <p><u>What is a habitat?</u></p> <p><u>Are you Alive?</u></p>



The Winchester School, Jebel Ali

Family Learning Newsletter (Year 2)- October 2023




	<p>To explore different habitats such as desert, Aquatic, Forest, and Arctic.</p>	<p>Share with children's examples of plants and birds co-habiting. E.g. Birds nesting in trees or bushes, squirrels living in trees, owls nesting in holes in trees, butterflies laying their eggs on plants etc. Plants can provide shade and/ or protection from heavy rain as well as shelter from animals.</p> <p>Share with your child magazines and newspaper cuttings where there is information on pollution which causes damages in different habitats.</p> <p>Encourage: Children to research more on different types of habitats using ICT and to prepare a power point presentation on it.</p>	<p>Survival in a habitat</p> 
Arabic for Arabs	<p>قصة تكشفية أن يحدد التلميذ شخصيات القصة. أن يستنتج التلاميذ المكان والزمان. أن يضع التلاميذ عنواناً آخر للقصة. أن يقرأ التلاميذ القصة قراءة جهرية صحيحة . أن يضع التلاميذ نهاية جديدة للقصة. أن يكتب التلاميذ ملخص للقصة . أن يحدد التلاميذ الجمل الاسمية والفعلية في القصة. تشيد فرح وتفاؤل أن يحدد التلاميذ مفردات النص . أن يميز الفرق بين الشعر والنثر . أن يحدد المعنى الإجمالي للنص .</p>	<p>الدعم المقدم من ولي الأمر يقوم ولي الأمر بمتابعة التقدم في الكتابة وتعلم كتابة الحرف المضعف متابعة التلميذ في قراءة القصص الجديدة تقديم الفيديوهات لمساعدة التلميذ على فهم القصص والنصوص مساعدة التلميذ للدخول على قناة المدرسة على اليوتيوب مساعدة التلميذ في كتابة الإملاء والتدرب عليها يمكن لولي الأمر الدخول من خلال الرابط المرفق لموقع قناة اللغة العربية والتربية الإسلامية الخاص بمدرسة ونشستر ومتابعة التسجيلات الخاصة بالدروس ومشاركتها مع التلميذ وتدوين ما تعلمه في دفتره المدرسي</p>	<p>منصة عصافير قناة اللغة العربية والتربية الإسلامية بمدرسة ونشستر</p>
Arabic for Non-Arabs	<p><u>My school and my Class</u> -To use (this is) ((هذا – هذه)) with the new words. - To Make a dialogue in Arabic about the school.</p>	<p>In every new lesson, we provide new words with its meanings. Help your child to memorize them and using them in sentences on his/her own. Ask your child to describe the school and class. Ask your child to write the new words.</p>	<p>Courses for Learning Arabic Arabic Activities Learn Arabic For Kids</p>



The Winchester School, Jebel Ali

Family Learning Newsletter (Year 2)- October 2023





	<ul style="list-style-type: none">- To conjugate the verb with the pronouns in sentences.- To create sentences about school and class.- To describe the school and class with the different adjectives.	<ul style="list-style-type: none">- Tell your child to make a dialogue with you in Arabic about school and class. <p>Go through the links on the Arabic and Islamic YouTube channel so that you can help your child learn more at home about the topic</p>	<p>Arabic alphabets</p> <p>Learn New Arabic Vocabulary</p> <p>Learn Arabic Writing</p>
Islamic for Arabs	<p>أن يحدد التلميذ أهمية الصلاة أن يستنتج التلميذ عدد ركعات الصلاة علي بن أبي طالب أن يستنتج التلميذ أخلاق سيدنا علي بن أبي طالب أن يوضح التلميذ دور سيدنا علي بن أبي طالب في خدمة الإسلام سورة الشرح أن يوضح التلميذ المعنى الإجمالي للسورة أن يتلو التلميذ السورة تلاوة صحيحة.</p>	<p>مساعدة التلميذ في حفظ السورة من خلال المصحف المعلم حث وتشجيع التلميذ على الالتزام بأخلاق الصحابة رضي الله عنه حثه وتشجيعه على الاقتداء بالصحابة الالتزام بالأخلاق الحسنة قولاً وفعلاً تصميم شجرة (مخطط) للمعنى الإجمالي للسورة يمكن لولي الأمر الدخول من خلال الرابط المرفق لموقع قناة اللغة العربية والتربية الإسلامية الخاص بمدرسة ونشستر ومتابعة التسجيلات الخاصة بالدروس ومشاركتها مع التلميذ وتدوين ما تعلمه في دفتره المدرسي.</p>	<p>قناة اللغة العربية والتربية الإسلامية بمدرسة ونشستر</p>
Islamic for non-Arabs	<p>Allah the most Kind, the all Aware (Creed of Islam)</p> <ul style="list-style-type: none">- To infer that Allah S.W.T is the Most Kind, the All Aware.- To point out manifestations of Allah's kindness towards His servants. <p>To explain how to be kind in my treatment of others.</p> <p>(Belief in the Messengers of Allah) To infer the wisdom behind sending Allah's Messengers. To explain the qualities of Allah's Prophets and Messengers.</p>	<p>Encourage your child to memorize Surat al-Asr. Talk to your child about the nullifiers of Wudu. Encourage your child to watch the Story of Prophet Noah (PBUH). Go through the links on the Arabic and Islamic YouTube channel so that you can help your child learn more at home about the topic.</p>	<p>Arabic and Islamic YouTube Channel</p>



The Winchester School, Jebel Ali

Family Learning Newsletter (Year 2)- October 2023



	<p>(Purification)</p> <p>To explain the nullifiers of Wudu'. To infer the importance of Taharah in Islam.</p>		
<p>Humanities</p> <p>Geography</p>	<p>Geography: Mapping Skills</p> <p>➤ Mapping it out</p> <p>Vocabulary: sketch map, key, title, compass rose, direction, aerial view.</p>	<p>Talk to your child about the different types of maps and sketch maps of local areas.</p> <p>Share with your child different symbols used on maps to locate a place.</p> <p>Encourage your child to use simple compass directions (North, South, East and West) and locational and directional language to describe the location of features and routes on a map.</p>	 <p>https://www.youtube.com/watch?v=d p8VOG8Cgag</p>
<p>UAE Social Studies</p>	<p><u>My School</u></p> <p><u>Key vocabulary:</u> community, school community, problem solve</p>	<p>Talk to your child about communities such as a classroom and a school.</p> <p>Share with your child the importance of living in a community.</p> <p>Encourage your child to create a few rules for the classom which can make everyone happy.</p>	 <p>https://www.youtube.com/watch?v=5 dTXujuJRc0</p>
<p>Physical Education</p>	<p>Learning Objective: To understand the rules and regulations of the following sports day events and able to perform perfectly.</p>	<p>Talk: Talk to them about the rules and regulations of the sports day events.</p>	<p>https://youtu.be/brFHyOtTwH4 https://youtu.be/PH-3cHxXAK0 https://youtu.be/99GSf7cWaJo</p>



The Winchester School, Jebel Ali

Family Learning Newsletter (Year 2)- October 2023



<p>Sports day events and Gymnastics Front Roll</p> <p><u>First Week</u></p> <p><u>Second Week</u></p> <p><u>Third Week</u></p> <p><u>Fourth Week</u></p>	<p><u>Body Awareness. Running posture</u> Developing awareness of the body improves concentration and will help to learn how to relax while running. Good running posture will make you an injury free runner.</p> <p><u>Gymnastics (Front roll):</u> During learning front roll in Gymnastics, the focus is on to develop the body coordination.</p> <p><u>Sports Day Events</u> To understand the rules and regulations of sports day events and able to perform perfectly.</p> <p><u>Sports Day Events</u> To understand the rules and regulations of sports day events and able to perform perfectly.</p>	<p><u>Encourage the children to practice the following:</u></p> <ol style="list-style-type: none"> 1. Maintain good posture while running. 2. Follow good running technique. 3. Know muscles and actions during running. <p><u>Encourage the children to practice the following:</u></p> <ol style="list-style-type: none"> 1. First simply hold your knees close to your chest and roll back on a mattress. 2. In the same position avoid touching the head on the floor and roll forward. <p><u>Encourage the children to practice the following:</u> The Students will do the proper warm up and will practice for sports day.</p> <p><u>Encourage the children to practice the following:</u> The students will do the proper warm up and will practice for sports day.</p>	<p>https://youtu.be/bljzkeGa5cM?si=Z7L0IG-RX9-M5xD4</p> <p>https://youtu.be/luBSMGFVjls?si=R64XV6lmZyQysEcm https://www.youtube.com/watch?v=U03n0QXZZdM https://www.youtube.com/watch?v=jweMT7zlm4o</p> <p>https://www.youtube.com/watch?v=es5Yefj0ncl https://www.youtube.com/watch?v=s3toZmw0U9c</p>
<p>Music Year02 Joyson</p>	<p>Improving a child's confidence and musicality through singing actions songs and sing with the appropriate tune.</p>	<p>Let the children sing action songs at home. Ask the child to perform the songs we learned in school. Help the child choose which other songs they know aside from the songs taught in school and let them invent their own singing actions.</p>	<p>(22) You are my Sunshine 2020 - YouTube</p>



The Winchester School, Jebel Ali

Family Learning Newsletter (Year 2)- October 2023




Music Year02 (Sunil)	Read and play Musical notes with the help some words (Bee, Glow- worm, Butterfly, and caterpillar)	<p>Let the Children play the rhythm with the help of words by clapping. (Bee, Glow- worm, Butterfly, and caterpillar)</p> <p>Ask the child how to play Music with the help of (Bee, Glow- worm, Butterfly, and caterpillar) by clapping</p>	
Music Year02 Kiko	Improving children's confidence and musicality through singing actions songs and chanting rhymes.	<p>Let the children sing action songs at home. Ask the child to perform the songs we learned in school. Help the child choose which other songs they know aside from the songs taught in school and let them invent their own singing actions.</p>	https://www.youtube.com/watch?v=di8Fq2zzaWU
Computing	<p>To format a word document using formatting features such as font, font size, font colour and font style.</p> <p>To resize and position online pictures and text.</p> <p>To format the information into different columns</p> <p>To position and resize objects for an effective layout.</p>	<p>Share with your child pictures of different types of text in magazines, newspapers, and pamphlets.</p> <p>Encourage your child to explore various tools in MS word and create some bookmarks or invites or posters.</p> <p>Talk about the purpose of different fonts, colours and layouts to create an attractive document.</p>	<p>Cute Bookmark template</p> <p>Posters template</p> <p>Using MS word on Laptop</p> <p>Using Ms Word app on Ipad</p>
Moral Education	<p>Topic: Everyone around me</p> <p>➤ To identify important people and relationships as well as their roles.</p>	<p>Talk to your child about relationships in the family.</p> <p>Share with your child about the importance of family in society.</p>	We are a family



The Winchester School, Jebel Ali

Family Learning Newsletter (Year 2)- October 2023



	<p>➤ To understand the role of family and friends and to have them caring for one another.</p> <p>Topic: Affection and Appreciation</p> <p>➤ To understand and talk about oneself in positive terms.</p>	<p>Encourage your child to research families in different cultures around the world.</p> 	<p>The importance of family</p>
--	--	---	---