







#20yearsofWIN

The Winchester School, Jebel Ali

Year 3 Family Learning Newsletter **October 2023**




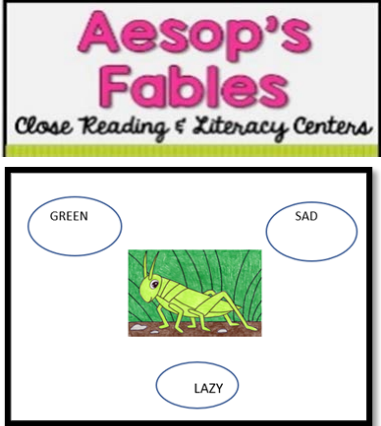
Area of learning	Focus	Activities/how you can help the child at home	Useful Websites/Apps
Literacy	<p>Spellings: To explore suffix patterns.</p> <p>Suffix patterns</p> <p>-ation: information, adoration, decoration</p> <p>-sure: measure, treasure, pleasure</p>  <p>Grammar</p> <ul style="list-style-type: none"> Adverbs Verbs-The Present Perfect Tense 	<p>Talk about the vocabulary in the books your child is reading.</p> <p>Discuss the rules of different spellings and identify the patterns in word endings.</p> <p>Encourage your child to break up words according to their phonic sound.</p> <p>Tell your child that a suffix is letter, syllable or group of syllables added at the end of a word or word base to change its meaning; give it grammatical function or form a new word</p> <p>(Ex.: -ish in smallish, -ed in walked, -ness in darkness) 2. anything added to the end of something else.</p>  <p>Talk to your child about adverbs of manner which are used to describe how things happen.</p>	 <p>Suffix-sure</p> <p>Use of -sure sound words</p> <p>Suffix -ation</p> <p>Adverb of Manner</p> <p>The Present Perfect Tense</p> <p>Punctuation Marks</p> <p>Possessive apostrophe</p> <p>Possessive apostrophe 2</p> <p>Aesops-fables</p>



The Winchester School, Jebel Ali

Year 3 Family Learning Newsletter **October 2023**






	<p>Punctuation</p> <ul style="list-style-type: none"> • Full stop • Comma • Apostrophe for possession <p>Text level</p> <p>Fables</p> <ul style="list-style-type: none"> • The Lion and the Mouse • The Ants and the Grasshopper • The Monkey and the Crocodile • The Hare and the Tortoise <p>Folk tale</p> <ul style="list-style-type: none"> • Thunder and Lightning • Tiger Dead! Tiger Dead! <p>Reading -Novel</p> <p>The Penguin Who Wanted to Find Out</p> 	<p>Encourage your child to pick out sentences from the novel, 'The Penguin Who Wanted to Find Out', and identify the tenses in the sentence.</p> <p>Practice adding adverbs to a verb and then construct sentences.</p> <p>Talk about the structure of sentences and the use of punctuation marks.</p> <p>Tell your child that the apostrophe has three uses: 1) to form possessive nouns; 2) to show the omission of letters; and 3) to indicate plurals of letters, numbers, and symbols.</p> <p>Encourage your child to identify the connectives in a story.</p> <p>Talk to your child about the different types of stories; short stories, folk tales, fables and myths.</p> <p>Allocate a special time and place to read a novel together. Talk about the personality traits of the main character.</p> <p>Encourage your child to identify characters, settings dialogues and main events.</p>	 <p>Video -The Monkey and the Crocodile</p>
--	---------------------------------------------------------------------------------------------------------------------------------------------------------------------------------------------------------------------------------------------------------------------------------------------------------------------------------------------------------------------------------------------------------------------------------------------------------------------------------------------------------------------------------------------------------------------------------------------------------------------------------------------------------------------------------------------	------------------------------------------------------------------------------------------------------------------------------------------------------------------------------------------------------------------------------------------------------------------------------------------------------------------------------------------------------------------------------------------------------------------------------------------------------------------------------------------------------------------------------------------------------------------------------------------------------------------------------------------------------------------------------------------------------------------------------------------------------------------------------------------------------------------------------------------------------------------------------------------------------------------------------------------------	------------------------------------------------------------------------------------------------------------------------------------------------



The Winchester School, Jebel Ali

Year 3 Family Learning Newsletter **October 2023**




	<p><u>Composition</u></p> <p>Character Sketch</p> <ul style="list-style-type: none"> To explore the physical and personal traits of a character. Compare and contrast two different characters based on their physical and personality traits. Formulate short character description using physical and personality trait. <p>Moral Education</p> <p>How Can we Work Together?</p> <ul style="list-style-type: none"> To recognize that we are all different and why this is to be welcomed and respected. 	<p>Discuss the characters, their feelings, different settings and the plot of the stories.</p> <p>Enact stories using puppets or through role play.</p> <p>Encourage your child to discern the main ideas in the text and to ignore irrelevant information.</p> <p>Guide them to narrate the most important details of a text they have read.</p> <p>Speak to your child and engage him/her through different stories of respect and the importance of valuing others in real life.</p>	 <p>Work together -story</p>
Mathematics	<p>Number - Addition and Subtraction To add and subtract two digit and three-digit numbers. To attempt one step and two step word problems. (both operations)</p> <p>Inverse Operation (Addition and Subtraction) To recognize and use inverse relationship between addition and subtraction and use this to check calculations.</p>	<p>Talk to your child about subtracting numbers mentally. E.g. $500-200= 300$ and $356-100= 256$</p> <p>Share with your child how word problems help understanding in real life context. e.g.</p>	



The Winchester School, Jebel Ali

Year 3 Family Learning Newsletter **October 2023**



Use RUCSAC to solve word problems:



Read

Read the question carefully



Underline

Underline the keywords and numbers



Choose

Choose the correct operation(s) and a mental or written method of calculation.



Solve

Solve it! Make sure you follow the steps.



Answer

Check that you've answered the question. What did you need to find out in the first place?



Check

Check your answer. Use another method or checking technique (was it close to your estimate?)

Elijah's basketball team scored 87 points in their game today. They scored 52 points in their last game. How many more points did they score this time?

Answer: points

Hint

Submit



There are 387 boys and 410 girls at the soccer game. How many more girls than boys are at the game?

$$\begin{array}{r} 410 \\ - 387 \\ \hline 23 \end{array}$$

2. There are 797 children and 912 adults at the soccer game. How many more adults than children are at the game?

I bought a pack of 485 sweets and my sister bought 260 sweets. How many sweets are there altogether?

Challenge your kids with such real-life situations:

Can you work these calculations out?

There are 726 members of the football club.

48 are chosen to play in this week's games.

How many players are left?



[Brain Workout- Subtraction](#)

[Word Problems- Mixed](#)

[Addition and subtraction word problem](#)


<https://wordwall.net/resource/39507465/3-digit-addition-word-problems-1>












































<https://mrnussbaum.com/pic-tograms-online>



The Winchester School, Jebel Ali

Year 3 Family Learning Newsletter **October 2023**




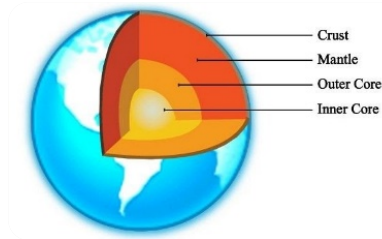
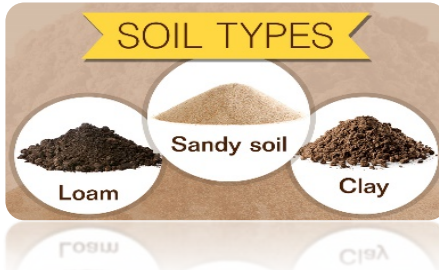
	<p>Statistics</p> <p>Pictogram To extract, interpret and present information using frequency tables and bar charts.</p>	<p>Talk to your child and ask how to collect data on favorite snacks. Results are recorded on a simple pictogram.</p> <p>Share the importance of collecting data.</p> <p>Encourage First, ask your family members about their favourite foods and write down their answers in a table.</p> <div><div><p>Key</p><div><div></div><div>= 2 children</div></div><div><div></div><div>= 2 children</div></div><div><div></div><div>= 2 children</div></div><div><div></div><div>= 2 children</div></div></div><div><p>Favourite Fruit</p><table><tr><td></td><td></td><td></td><td></td></tr><tr><td></td><td></td><td></td><td></td></tr><tr><td></td><td></td><td></td><td></td></tr><tr><td></td><td></td><td></td><td></td></tr><tr><td></td><td></td><td></td><td></td></tr><tr><td>banana</td><td>grapes</td><td>apples</td><td>pears</td></tr></table></div></div>																					banana	grapes	apples	pears	
																											
																											
																											
																											
																											
banana	grapes	apples	pears																								
Science	<p><u>Light and Shadow – Reflection of Light</u></p> <p>To observe that light is reflected from surfaces that can reflect light.</p>	<p>Share the knowledge that position of the shadow is influenced by the position of the light. Mid-day shadow is small because the position of the sun is on top of our head. Also explain how light reflects when pointed at an even or uneven surface.</p>	<p><u>Reflection of Light</u></p> <p>Reflection of light</p> <p>Reflection of light exercise Live Worksheets</p>																								



The Winchester School, Jebel Ali

Year 3 Family Learning Newsletter **October 2023**



	<p><u>Rocks and Soil</u></p> <p>To describe how the earth's surface is made up of different layers.</p> <p>To describe how soils are made from rocks and organic matter.</p> <p>To explore the different types of soil based on their functions and similarities.</p>	 <p>Go on a tour of your local area – Park, garden or building compound.</p> <p>Discuss with you child the different types of soil and the different layers of soil.</p> 	<p><u>Rocks and Soil</u></p> <p>Layers of Earth</p> <p>Layers of earth worksheet Live Worksheets</p> <p>Soil</p> <p>Types of Soil</p> <p>Types of soil online exercise Live Worksheets</p>
<p>Humanities</p> <p>Geography</p>	<p><u>The United Kingdom – Countries and Cities</u></p> <p>To name and locate the countries, the capital cities of the countries and the major cities of the United Kingdom</p>	<p>Encourage your child to locate the United Arab Emirates and its surrounding seas on a map of the world. Next locate your home country and then the United Kingdom, its countries and surrounding seas on the map.</p>	<p>Map Game</p> <p>UK and its countries</p>



The Winchester School, Jebel Ali

Year 3 Family Learning Newsletter **October 2023**



To use the eight points of a compass.



The Stone Age – Skara Brae

To explore the ruins of Skara Brae and its significance.

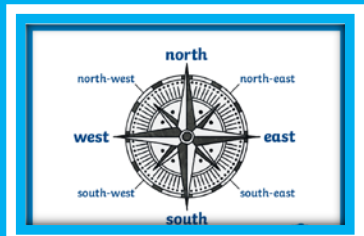
Share time together locating the capital city of the United Arab Emirates on a map. Next locate the capital city of your home country and then the capital city of the United Kingdom and the capital cities of the countries of the UK on a map.

Talk about the key cities of the UAE, the key cities of your home country and the key cities of the UK. Play a game - who can locate them the quickest on a map.

Encourage your child to use compass directions to find locations on a map.

Challenge your child to use the eight compass points to describe the location of the emirates and cities of the UAE, countries and cities of your home country and the countries and cities of the UK.

Key Vocabulary: United Kingdom, England, Scotland, Wales, Northern Ireland, Great Britain, London, Edinburgh, Cardiff, Belfast, capital, north, east, west, south, north-east, north-west, south-east, south-west.








The Winchester School, Jebel Ali

Year 3 Family Learning Newsletter **October 2023**




History	<p>Key Vocabulary: Skara Brae, prehistoric, dwelling, inhabited, extraordinary, clumps, magnitude, artefacts, Neolithic, Stone Henge, excavations, archaeological, livestock.</p>	<p>Encourage your child to read about Skara Brae and how it was discovered. How did people get to know about it? What was life like during that period?</p> <p>Share with your child pictures and information about Skara Brae and its importance.</p> <p>Talk about the artefacts found in Skara Brae and how Skara Brae shows that Stone Age people were beginning to change how they lived.</p>	<p>Skara Brae</p> <p>Skara Brae Video</p> <p>Skara Brae - Quiz</p> 
UAE Social Studies	<p><u>Life by the Sea</u></p> <p>To explore life by the sea and the importance of fishing and pearl diving in the UAE.</p> 	<p>Talk about the importance of the seas and oceans around the UAE.</p> <p>Share information about the lives of the fishermen and pearl divers of the UAE, the tools they used and why.</p> <p>Encourage your child to find out how pearls are created and the reason why they are so valuable.</p>	<p>The Pearl Coast</p> <p>Key vocabulary: Life by the Sea: fishermen, trap, bait, pearl diving, dangerous, sea animals, ship captain.</p> 



The Winchester School, Jebel Ali

Year 3 Family Learning Newsletter **October 2023**



Music-Kiko	<ul style="list-style-type: none"> Improving children's confidence and musicality through singing actions songs and chanting rhymes. Improving on listening skills and recalling. 	<ul style="list-style-type: none"> Let the children sing action songs at home. Ask the child to perform the songs we learned in school. <p>Help the child choose which other songs they know aside from the songs taught in school and let them invent their own singing actions.</p>	https://www.timeout.com/new-york-kids/music/best-kids-songs
Music-Sunil	Learning how to play the song "Mary had a little lamb" on recorder	<ul style="list-style-type: none"> Let the child practice at home, even though there will be squeaking. <p>Be an audience. But better also check if the child is holding the recorder properly.</p>	
Music-Joyson	<ul style="list-style-type: none"> Improving child's confidence and musicality through music rhythm reading for beginners. <p>We explore the relationship between quarter and eighth notes in 4/4 time</p>	<ul style="list-style-type: none"> Let the child understand the music note value and clap with the notes. <p>Ask the child to perform it with any percussion instrument like maracas, tambourine or recorder by</p>	(22) Introduction to Rhythm Reading: Stage One - YouTube
ICT	<p>Digital Citizenship</p> <p>To learn how to be responsible and safe while using technology.</p> <p>Analyze the importance of internet safety.</p>	<p>Encourage your child to explore how to be a good digital citizen.</p> <p>Share information about digital etiquette, digital security and how to protect themselves from risk.</p>	https://www.digitalwellbeing.ae/en/digital-citizenship https://www.digitalwellbeing.ae/en/children



The Winchester School, Jebel Ali

Year 3 Family Learning Newsletter October 2023




Moral Education	Tolerance, respect for difference To recognize that we are all different and why this is to be welcomed and respected. To praise and celebrate special features in others. To know who and what should be respected.	Talk to your child about the importance of respect and how to praise and celebrate other achievements. Encourage your child to follow the same in real life situations. Speak to your child and engage him/her through different stories of respect and the importance of valuing others in real life.	
Arabic for Arabs	<p>قصة غابة العجائب *</p> <p>أن يحدد عناصر القصة أن يحلل عناصر القصة أن يفسر التلميذ المفردات الجديدة في القصة أن يقرأ التلميذ قراءة جهرية سليمة مراعيًا التنغيم والضبط السليم أن يجيب التلميذ عن أسئلة تظهر فهمه للفكر الرئيسة والفكر الفرعية مستعينًا بالنص. أن يحدد التلميذ عناصر القصة أن يقرأ قراءة جهرية سليمة مراعيًا التنغيم والضبط السليم . أن يجيب عن أسئلة تظهر فهمه للفكر الرئيسة والفكر الفرعية أن يجمع كلمات من محيط لغوي واحد موضحة الفرق في دلالاتها</p> <p>(وتبقى نبضة الحب) شعر</p> <p>أن يوظف التلميذ المفردات الجديدة في النص في سياقات جديدة</p>	<p>يستطيع السيد ولي الأمر أن يساعد التلميذ عن طريق حث التلميذ على استخدام الكلمات الجديدة في تعبيراته داخل المنزل</p> <p>"مساعدة التلميذ على القراءة السليمة لقصة " غابة العجائب مساعدة التلميذ في الربط بين خبراته ومعلوماته السابقة وبين ما يتعرفه من معلومات جديد</p> <p>مساعدة التلميذ في كيفية جمع كلمات من المحيط الذي حوله وتوظيفها في سياقات جديدة</p> <p>تدريب الطالب على إلقاء القصيدة إلقاءً صحيحًا مع تمثيل المعنى في نبرات الصوت</p> <p>مساعدة الطالب على كتابة جمل جديدة تحوي النداء</p> <p>حث التلميذ على معاونة الغير</p> <p>يمكن لولي الأمر الدخول من خلال الرابط المرفق لموقع قناة اللغة العربية والتربية الإسلامية الخاص بمدرسة ونشستر ومتابعة التسجيلات الخاصة بالدروس ومشاركتها مع التلميذ وتدوين ما تعلمه في دفتره المدرسي</p>	<p>قناة اللغة العربية والتربية الإسلامية بمدرسة ونشستر</p>



#20yearsofWIN

The Winchester School, Jebel Ali

Year 3 Family Learning Newsletter **October 2023**




	<p>أن يطرح التلميذ أسئلة عن الفكرة الرئيسة - والفكر الفرعية في نصوص شعرية مبدئياً رأيته في المضمون أن يحدد التلميذ بعض الجمليات في النص النداء أن يكون جمل نداء ب(يا) محاكياً النمط أن ينشئ جملاً فعلية بسيطة -.</p>		
Arabic for Non-Arabs	<p><u>IN THE SCHOOL</u> To express the opinion in the school. To create sentences about the school. To compare between his- her school and another school. To create a sign (banner) about the school. <u>THE CANTEEN</u> To create sentences about the canteen. To compare between healthy food and unhealthy. To create short paragraph about food. - To create a sign (banner) about food.</p>	<p>In every new lesson, we provide new words with its meanings. Help your child to memorize them and using them in sentences on his/her own. Ask your child to draw things seen in the school. Ask your child to draw things seen in the canteen. Talk to your son about healthy food and unhealthy. Go through the links on the Arabic YouTube channel so that you can help your child learn more at home about the topic</p>	<p>Arabic and Islamic YouTube Channel</p>
Islamic Education - Arabs	<p>الوالدين أن يستنتج التلميذ أهمية بر الوالدين أن يعدد التلميذ سبل بر الوالدين أن يقارن التلميذ بين بر الوالدين وعقوقهما آداب تلاوة القرآن الكريم أن يستنتج آداب تلاوة القرآن الكريم أن يطبق آداب التلاوة في حياته أن يقارن بين آداب التلاوة وفضل التلاوة قصة نزول الوحي على النبي</p>	<p>مساعدة التلميذ في حفظ الآيات الكريمة من خلال المصحف المعلم مساعدة التلميذ في تصميم مخطط ذهني عن سبل بر الوالدين حث التلميذ على بر الوالدين والالتزام به توفير فيديوهات تعليمية عن بر الوالدين مساعدة التلميذ في معرفة آداب تلاوة القرآن الكريم</p>	<p>بر الوالدين آداب تلاوة القرآن الكريم قصة نزول الوحي على النبي</p>



The Winchester School, Jebel Ali

Year 3 Family Learning Newsletter **October 2023**




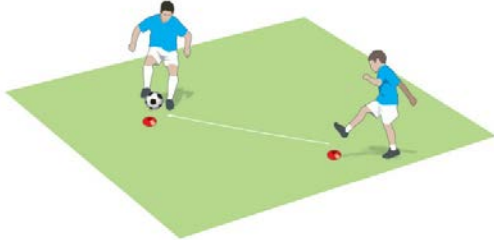
	<p>أن يحلل التلاميذ قصة نزول الوحي على النبي أن يبين مهمة الرسول في القصة أن يستنتج الدروس والعبر من القصة</p>	<p>مساعدة التلميذ في معرفة بعض الأدلة عن فضل بر والدين مساعدة التلميذ في معرفة ملخص قصة نزول الوحي مساعدة التلميذ في معرفة دور الرسول صلى الله عليه وسلم في قصة نزول الوحي على النبي</p>	
<p>Islamic Education- Non-Arabs</p>	<p>Divine revelation (Surat Al-Alaq) To conclude the importance of knowledge in light the verses. To understand the over-all meaning of the Surah. Biography (The beginning of the revelation) To investigate the story of the revelation of the Holy Qur'an. To illustrate the nature of revelation. Islamic values (Honoring parents) To explain the grace and favor of having parents and the reward in honoring them. To conclude different ways to show respect to parents</p>	<p>Please encourage your child to memorize Surat Al- Alaq Help your child to watch the story of revelation. Pick to your child some real situations of honoring parents. Go through the links on the Arabic YouTube channel so that you can help your child learn more at home about the topic.</p>	<p>https://www.youtube.com/watch?v=-mQOmp_L8Y https://www.youtube.com/watch?v=I0vw-dNX4FA https://www.youtube.com/watch?v=htjFnz5X2yl</p>
<p>Physical Education</p>	<p><u>Basketball/Lay-up shot:</u> Students will learn to develop the range and consistency of layup shot.</p>	<p><u>Talk and Encourage the children to do the following:</u> <u>Encouraging Children to take part in Basketball Games, while practicing Layup shot, below are the key points to remember</u> <u>Eyes up</u> <u>Outside long foot step</u></p>	<p>https://www.youtube.com/watch?v=BwR1DPCVsP8 https://www.youtube.com/watch?v=q4lqeXob_qg</p>



The Winchester School, Jebel Ali

Year 3 Family Learning Newsletter **October 2023**



		<u>High inside foot step</u> <u>Protect the ball & follow through</u> <u>Practice</u>	https://www.youtube.com/watch?v=Wp3nQOG4D4o
	<p><u>Soccer – Passing & receiving</u></p>  <p>The aim of this skill is able to Pass and Receive the ball in playing situation</p>	<p><u>Talk and Encourage the children to do the following:</u></p> <p><u>Proper warm up</u></p> <ul style="list-style-type: none"> • Hip rotation • Arm rotations • Slow jogging on the spot • Alternate toe touch <p>Passing & Receiving. Follow the link and then <u>Cooldown</u></p>	<p>Link1:</p> <p>https://www.youtube.com/watch?v=Z2Es_o-Rmh8</p>
	<p><u>Sports day events</u></p> <p>Aim of the lesson is to improve their speed and agility.</p>	<p><u>Talk and Encourage the child to do the following:</u></p> <p><u>Proper warm up</u></p> <p>The student will do the proper warm up and will practice races with basic rules. Follow the link and then <u>Cooldown</u>. After the game student will do proper cooldown activity.</p>	<p>Link1:</p> <p>https://www.youtube.com/watch?v=fpY9IimpIAIY</p>
	<p><u>Sports day events</u></p> <p>Aim of the lesson is to improve their speed and agility.</p>	<p><u>Talk and Encourage the child to do the following:</u></p> <p><u>Proper warm up</u></p> <p>The student will do the proper warm up and will practice races with basic rules. Follow the link <u>Cooldown</u></p> <p>After the game student will do proper cooldown activity.</p>	<p>https://www.youtube.com/watch?v=ZMfUXg7B0oU</p>