




#20yearsofWIN

The Winchester School

Family Learning Newsletter- Year 4, October 2023



- To use joined handwriting except where other special forms are required.
- Using basic punctuations to mark grammatical boundaries like commas and full stops are used to join and separate clauses; to identify in their writing which is more effective.

Grammar:

- To identify and use different types of conjunctions for meaning and purpose.
- To introduce children to fronted adverbials by highlighting when they are used in pieces of text or stories.
- To explore figurative language and use it in creating their own poem.



<https://www.learningstreet.co.uk/articles/what-are-fronted-adverbials/>

Which fronted adverbial?

Can you match the fronted adverbial to each sentence so they all make sense?

Gently,
Before I go to bed,
At last,
Suddenly,
At the park,
Every playtime

I clean my teeth.
The ground began to shake.
I lost my coat.
I play football.
She lifted the sleeping baby.
I reached the finish line.

Children might be given pieces of card with different parts of a sentence written on them, so that they can experiment with the different ways the sentence could be put together.

It can also be a helpful exercise to give children a word mat of adverbials which are divided into different topics, and then ask them to use this to complete unfinished sentences. For example:

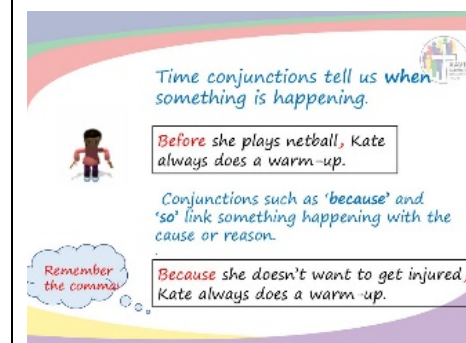
_____, there lived a mysterious creature.

_____, Natalie began to cry.

Explore figurative language with your children. Encourage them to give you examples and list them. Ask them when and why do we use figurative language.

<https://www.bbc.co.uk/bitesize/articles/zxk7kty>

<https://dictionary.cambridge.org/grammar/british-grammar/conjunctions-time>

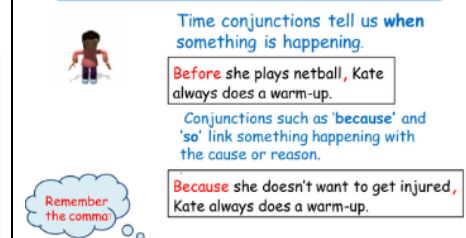


<https://www.theschoolrun.com/what-are-fronted-adverbials>

<https://www.youtube.com/watch?v=pCpJXDy0tb8>

<https://www.youtube.com/watch?v=VOaxhxCn-4E>

Li: I can express time and cause using conjunctions





<https://grammar.yourdictionary.com/parts-of->



#20yearsofWIN

The Winchester School

Family Learning Newsletter- Year 4, October 2023



Text Level:

Unit 5: Non-Fiction (Diary)- Holiday Diary & Review Unit 1- Aladdin and the Genie (Fiction)

Novel: Charlie and The Chocolate factory

- To read and understand the Novel from the author's point of view.
- To identify the purpose of the text.
- To make predictions about the next part of the story.
- To talk about what the character is feeling from the writer's choice of words.
- To respond to the text.

Listening Comprehension: Making Inferences.

Speaking: Why do the leaves on trees change colour in the fall?

Encourage your child to read Fiction and non-fiction both. **Story Telling: Become** a storyteller and ask questions related to characters, their feelings, different settings and the plot of the story.

Discuss the use of language by the author and check children's understanding of the language.

Which Wonka-tastic Challenge will you choose?			
Writing Challenge 	Imagine that Charlie kept a diary. Write diary entries about the days leading up to and after his trip to the factory.	Write a newspaper article which gives information about the day of the visit to the factory.	Write a biography for Willy Wonka... where was he born? What was his life like when he was growing up? What amazing adventures has he had throughout his life?
Describing Challenge 	The Oompa Loompas use words like 'gorge', 'guzzle', 'feet' and 'feast' in their songs to describe one of the children 'eating'. Write a list of any other synonyms for a word?	The Oompa Loompas make up lots of songs throughout the story. Write a rhyming song about one of the characters or your own character.	Charlie's grandparents were 'as shrivelled as prunes' and 'as bony as skeletons'. Write a list of other similes to describe things?
Let's Investigate! 	Charlie's house has 'little jets of freezing air' rushing through it. Investigate how houses are insulated to keep them warm and to save energy.	Find out where the ingredients of a chocolate bar come from. Could you plot these on a map? Learn how chocolate is made.	Imagine that you could be sent anywhere in the world by TV. Where would you like to travel to? How else could you travel there and how long would it take?

Students read and infer from the texts mentioned.

Discuss the use of language by the author and check children's understanding of the language.

Ask questions with reference to the text.

Introduce your child to classic fiction novels like **Charlie and The Chocolate Factory**. **Discuss** the setting, Characters, Plot, and the author's use of descriptive language.



speech/adjectives/list-of-descriptive-adjectives.html

(Descriptive Vocabulary)

<https://www.voorhees.k12.nj.us/cms/lib/nj01000237/centricity/do-main/792/descriptive.pdf>

(Descriptive Vocabulary)

<https://www.britannica.com/topic/Charlie-and-the-Chocolate-Factory-by-Dahl>

<https://www.youtube.com/watch?v=Uy-qgguRrYY>

(Descriptive Writing- using the 5 senses)

<https://learnenglishkids.britishcouncil.org/category/skills/listening-viewing-comprehension>

<https://empoweredparents.co/8-games-to-improve-your-childs-listening-skills/>


https://charlieandthechocolatefactoryfilm.fandom.com/wiki/Inventing_Room

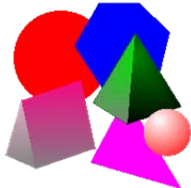






#20yearsofWIN

The Winchester School

Family Learning Newsletter- Year 4, October 2023



	<p>Big Write Topics: Descriptive Writing To describe a given setting and character using descriptive language. Novel: Charlie and The Chocolate Factory. Explore descriptive writing based on the novel: The Chocolate Room, Charlie's house, inventory room, golden ticket.</p> <p>Moral Education link- Unit 1- Equality and Appreciation 1.5 Appreciation and Gratitude Students write poems to appreciate and express gratitude towards the important people who help them in their everyday life using expressive language.</p>	<p>Discuss the importance of inculcating and following moral values. Encourage your child to appreciate the big and small things that are done for them and to them by any person in or outside school. Create a card for people around you to appreciate their support for you.</p>	<p>https://wonka.fandom.com/wiki/The_Chocolate_Room (Charlie and the Chocolate factory Audio Book) https://vibrantteaching.com/examples-of-descriptive-writing-for-kids/</p>
<p>Numeracy</p>	<p>Properties of 2-D shapes and 3- D shapes</p> <p>To identify and investigate properties of common 2-D shapes and 3-D shapes.</p>  <p>To Identify lines of symmetry in 2-D shapes</p>	<p>Talk to your child about the different 2D and 3D shapes they see around them e.g., road sign boards, items found in kitchen. Challenge them to classify them based on their similarities and differences. Encourage your child to open an empty cereal box, undo all flaps, check its net, and sketch it on paper. Identify the shapes you have sketched. Challenge</p> <div data-bbox="968 1247 1535 1549"> <p>Look at the drawings of the two-dimensional shapes below. Write the name of the three-dimensional shape that has similar properties to the 2D shape below each drawing.</p> <div> <div>cube</div> <div>pyramid</div> <div>sphere</div> </div> <div>    </div> <div> <div>3D =</div> <div>3D =</div> <div>3D =</div> </div> <p>See if you can describe the properties of each of the shapes.</p> </div>	<p>Properties of 2-D shapes and 3-D shapes</p>



What is Symmetry?

An object, shape or design can be symmetrical if:

- A line can be drawn through the middle and it LOOKS exactly the SAME!
- The two halves are mirror images of each other.

For example, a butterfly has symmetry. If you drew a line down the middle of the butterfly, both sides would be the same.th

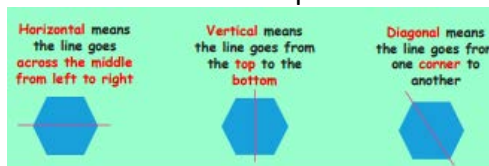


But Lines of symmetry can also be horizontal, vertical, or diagonal.

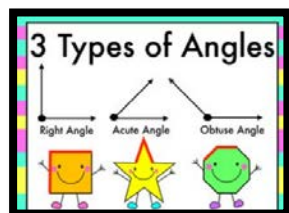
Horizontal means the line goes across the middle from left to right.

Diagonal means the line goes from one corner to another.

Vertical means the line goes from the top to the bottom
Let's look at some shapes.




To identify acute and obtuse angles in 2-D shapes

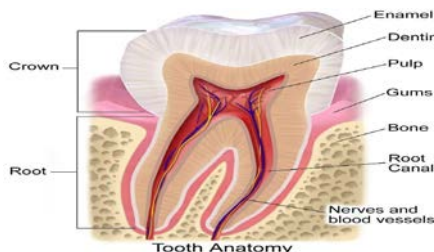



Talk to your child about random straight lines across his/her study table to create lots of angles where the tape overlaps.


Encourage your child to sit around the table with a marker and ask him/her to classify as many angles as he could. After classifying angles, your child can then move on to measuring them.

Symmetry



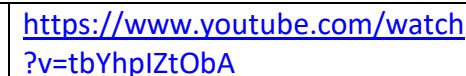
	<p>Challenge:</p> <div><p>4a. Match the angles which will still be acute when they are combined.</p><div><div>67°</div><div>56°</div><div>23°</div><div>19°</div><div>75°</div><div>14°</div></div></div>	<p>Here are following different types of angles you will come across:</p> <p>Acute Angles – An acute angle is an angle that is less than 90°</p> <p>Obtuse Angles – An obtuse angle is an angle greater than 90° but less than 180°</p> <p>Reflex Angles – A reflex angle is greater than 180° but less than 360°</p> <p>Right Angles – A right angle is 90° and has a small square inside the angle to indicate it is a right angle. The two rays at a right angle are perpendicular.</p> <p>Straight Angle – A straight angle is one-half a whole turn and is 180°. It is the angle formed by the rays going in opposite directions.</p> <p>Complete turn – A full rotation is 360°. Sometimes referred to as a full angle.</p>	<p>Angles</p> <p>Angles Video</p> <p>Angles-Games</p>
Science	<p>Tooth Structure</p> <p>To illustrate the structure of the tooth and to explain the functions.</p> 	<p>Talk about the importance of the structure of a tooth.</p> <p>Share the names of different parts of tooth.</p> <p>Encourage them to read about the functions of various parts of the tooth.</p> <p>Talk about observing different shapes of teeth in the oral cavity. Discuss about what a tooth could be made of.</p> <p>Share your own observations about different shapes of teeth in your mouth.</p> <p>Encourage them to explore the reasons of having different shapes of teeth in oral cavity. Encourage them to think about what happens when their tooth breaks.</p>	<p>Structure and Types of Human Teeth</p> <p>Human Tooth Structure</p> <p>Types of Teeth</p>



	<p>Teeth types</p> <ul style="list-style-type: none"> To identify the different types of teeth and to explain their functions. <p>Teeth comparison</p> <ul style="list-style-type: none"> To know that animals have different kinds of teeth because they have different diets. To compare the teeth of carnivores and herbivores. <p>Tooth decay investigation Investigate the cause of tooth decay and understand the process.</p>	<p>Talk about observing teeth of different animals and how they are different from other animals. Discuss the diets of these animals and how their teeth help to chew their food.</p> <p>Share examples of animals that eat the same kind of food.</p> <p>Encourage them to find similarities and differences between herbivores, carnivores and omnivores.</p> <p>Talk about the importance of healthy teeth.</p> <p>Share the right practices to care for your teeth.</p> <p>Encourage them to read about the effects aerated drinks, sweets and smoking have on teeth.</p> <p>Let them make predictions and search about which foods might be harmful for them and why.</p>	<p>Teeth of different types of animals</p> <p>Tooth decay experiment</p>
<p>Humanities Geography- Exploring Europe</p>	<p>Continents, countries and cities – To explore the map of Europe.</p> <p>Key vocabulary: Europe, continent, country, capital city.</p> 	<p>Talk to your child about the continents of the world and label them on a blank map of the world.</p> <p>Share with your child a map of Europe, identify the names of the countries in Europe and locate them on a map of Europe.</p> <p>Encourage your child to use an atlas to find the capital cities of all the countries in Europe and locate the major cities of Europe on a map of Europe.</p>	<p>https://www.kids-world-travel-guide.com/europe-facts.html</p> <p>https://www.phenomenalglobe.com/best-european-cities-to-visit-with-kids/</p> <p>https://www.ducksters.com/geography/europe.php</p> <p>https://kids.britannica.com/kids/article/Europe/353110</p>



Family Learning Newsletter- Year 4, October 2023



<https://www.youtube.com/watch?v=KEeH4EniM3E>

Vocabulary: soil, stone, minerals, coal.


<https://blog.classpoint.io/8-simple-powerpoint-animations/>
<https://support.microsoft.com/en-au/office/animation-basics-for-your-presentation-4fbc7d35-3548-431a-a871-709945f9352c>







The Winchester School

Family Learning Newsletter- Year 4, October 2023

#20yearsofWIN



<p>Music Year 4 (Mr. Sunil)</p> <p>Music Year 4 (Mr. Joyson)</p>	<p>Learning how to play the song “Happy birthday” on recorder.</p> <p>Improving a child’s confidence and musicality through music rhythm reading.</p> <p>We take a deeper look at the half note and how it relates to the quarter and eight notes</p>	<p>Be an audience. But it is better also to check if the child is holding the recorder properly.</p> <p>Let the child understand the music note value and clap with the notes. Ask the child to perform it with any percussion instrument like maracas, tambourine.</p> <p>Throughout these videos, steady beat is represented by the boxes, and rhythms are represented as the notes inside the boxes. Counting the number of boxes each note uses is a great way to remember how many beats the note is worth.</p>	<p>(22) Introduction to Rhythm Reading: Stage Two - YouTube</p>
<p>Physical Education WEEK 1 & Activity -1</p>	<p><u>Volleyball/Game play:</u></p> <p>Students will learn how to play a game with basic rules & will be able to understand the game.</p> 	<p>Talk and encourage the children to do the following:</p>  <p>Encouraging Children to take part in Volleyball Games, watching the game on YouTube to understand the compete level between the two teams in a volleyball match.</p>	<p>Useful sites:</p> <p>https://www.youtube.com/watch?v=Qc4xzwAbGdQ</p> <p>https://www.youtube.com/watch?v=Sxag-kynFFM</p> 



#20yearsofWIN

WEEK 2 & Activity -2

Throw ball/service:

Students will be able to understand the game & how to perform service skills.



Talk and encourage the children to do the following:



Encouraging Children to take part in Throwball Games, practicing more time with wall return services to become master in Servicing skill in Throwball Game.

Useful sites:

https://www.youtube.com/watch?v=_VD5HZjM210
https://www.youtube.com/watch?v=nUw_8zq06HM
<https://www.youtube.com/watch?v=MTi18LoWjOs>



WEEK 3 & Activity -3

Sports day practice-week 1

100 mts race
Hurdle race
Obstacles

The aim of the lesson is to improve their speed and agility.


Talk and encourage the children to do the following:

Proper warm up
The students will do the proper warm up and will practice races with basic rules.
Follow the link.
Cooldown
After the game students will do proper cooldown activity.

Useful sites:


Link1:
<https://www.youtube.com/watch?v=fpY9ImlAIY>





#20yearsofWIN

WEEK 4 & Activity -4	<p><u>Sports day practice-week 2</u></p> <p>100 mts race Hurdle race Obstacles Shuttle Run Zig Zag</p> <p>The aim of the lesson is to improve their speed and agility.</p>	<p>Talk and encourage the children to do the following:</p> <p>Proper warm up The students will do the proper warm up and will practice races with basic rules. Follow the link. Cooldown After the game students will do proper cooldown activity.</p>	<p>Useful sites:</p> <p>https://www.youtube.com/watch?v=fpY9ImplAIY</p>
Arabic for Arabs	<p>سقف الاحلام</p> <p>أن يميز بين الحوار الداخلي والخارجي في القصة</p> <p>أن يحدد التلميذ الفكرة الرئيسة والأفكار الفرعية في النص</p> <p>أن يحلل بنية النصوص القصصية وأفعالها</p> <p>الجملة الاسمية*</p> <p>أن يميز التلميذ بين الجملة الاسمية والفعلية</p> <p>أن يحدد التلميذ ركني الجملة الاسمية .</p> <p>أن يضبط التلميذ ركني الجملة الاسمية</p> <p>الألف اللينة في نهاية الكلمات</p> <p>أن يميز التلميذ الألف اللينة في نهاية الكلمات</p> <p>أن يصيغ التلميذ فقرة مستخدماً الألف اللينة في كتابته</p>	<p>قراءة إحدى القصص وتحديد عناصرها</p> <p>مساعدته في جمع شواهد عن الجملة الاسمية .</p> <p>استخدام بعض الألعاب التعليمية المساعدة في فهم الجملة الفعلية</p> <p>مساعدته في كيفية الإلقاء</p> <p>مساعدته في التمييز بين النصوص الأدبية</p> <p>حثه على استخدام التعبيرات المجازية في حديثه</p> <p>يمكن لولي الأمر الدخول من خلال الرابط المرفق لموقع قناة اللغة العربية والتربية الإسلامية الخاص بمدرسة ونشستر ومتابعة التسجيلات الخاصة بالدروس ومشاركتها مع التلميذ وتدوين ما تعلمه في دفتره المدرسي.</p>	<p><u>الجملة الفعلية</u></p> <p><u>الجملة الاسمية والفعلية</u></p> <p><u>قناة اللغة العربية والتربية الإسلامية بمدرسة ونشستر</u></p>
Arabic for Non-Arabs	<p>Leisure time</p> <p>To learn about the different kinds of hobbies and sports.</p> <p>To create sentences using the new vocabulary. Some students will be</p>	<p>Encourage your child to memorize his/her new vocabulary about the new topic (the school) (Leisure time) from the Arabic notebook and textbook.</p> <p>Talk to your child about school and his favorite hobbies.</p> <p>Ask your child about his opinion regarding his/her school.</p>	<p><u>Arabic and Islamic YouTube Channel</u></p>




	able to create a short paragraph about their favorite hobbies and sports.	Go through the links on the Arabic and Islamic YouTube Channel so that you can help your child learn more at home about the topic.	
Islamic for Arabs	<p>سورة البروج</p> <p>أن يلتزم التلميذ آداب التلاوة وأحكام التجويد</p> <p>أن يفسر التلميذ معاني المفردات القرآنية الجديدة</p> <p>أن يوضح التلميذ المعنى الإجمالي للسورة</p> <p>التثبت من الأخبار</p> <p>أن يتعرف التلميذ المعنى الإجمالي للحديث</p> <p>أن يدلل التلميذ على أهمية التحقق من الأخبار</p> <p>أهمية الصلاة المفروضة</p> <p>أن يوضح التلميذ أهمية الصلاة المفروضة</p> <p>أن يميز التلميذ الصلاة المفروضة والسنن الأخرى</p>	<p>يساعد ولي الأمر التلميذ في</p> <p>حفظ السورة مع التزام آداب التلاوة</p> <p>حثه على التحلي بالأخلاق الحسنة قولاً وفعلاً</p> <p>تصميم مخاريط ذهنية عن الطلابة وأهميتها.</p> <p>البحث عن أدلة من القرآن والسنة عن الصلاة</p> <p>يمكن لولي الأمر الدخول من خلال الرابط المرفق لموقع قناة اللغة العربية والتربية الإسلامية بالخاص بمدرسة ونشستر ومتابعة التسجيلات الخاصة بالدروس ومشاركتها مع التلميذ وتدوين ما تعلمه في دفتره المدرسي.</p>	<p>قناة اللغة العربية والتربية الإسلامية بمدرسة ونشستر</p>
Islamic for Non Arabs	<p>Belief in Divine Books.</p> <ol style="list-style-type: none"> 1. To distinguish the names of the divine books, and to whom they were revealed. 2. To conclude the main message of these books. 3. To compare earlier divine books with the Holy Quran. <p>Those among you with the best manners.</p> <ol style="list-style-type: none"> 1. To explain the importance of having good manners. 2. To conclude the manners of prophet Mohamed (P-B-U-H) 	<ol style="list-style-type: none"> 1. Speak with your child about the names of the divine books, and to whom they were revealed. 2. Talk with your child about the main message of these Books. 3. Search with your child for the Duua of entering and leaving the house and memorize them. 4. Share with your child how to apply those etiquette at home. 5. Share with your child the general meaning of the hadith of the strong believer. 6. Share with your child how one can be a strong believer. 7. Speak with your child that Prophet Mohamed began inviting to Islam with wisdom and good advice. 	<p>Belief in Divine Books</p> <p>10 manners of prophet Muhammad (SAW)</p> <p>The manners Of Prophet Muhammad</p> <p>The Honour Of Prophet Muhammad (saw)- Character and Manners</p>



#20yearsofWIN

The Winchester School

Family Learning Newsletter- Year 4, October 2023



	<p>through the honorable hadith.</p> <p>3. To identify some of the manners of Prophet (P-B-U-H) in order to follow them.</p> <p>1. The beginning of the call to Islam(Prophet Biography)</p> <p>2. To explain that Prophet Mohamed began inviting to Islam with wisdom and good advice.</p> <p>3. To list the earlier Muslims.</p> <p>4. To explain the importance of wisdom and good advice in spreading the message of Islam.</p>	<p>8. Search with your child about the earlier Muslims.</p>	<p>https://www.youtube.com/watch?v=fKdYv7Ztf4k</p>
--	--	---	--