
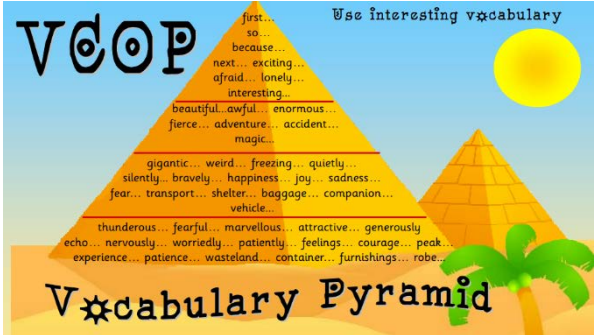







The Winchester School

Year 3 Family Learning Newsletter **September 2023**






Area of Learning	Focus	Activities	Useful Websites/Apps
Literacy	<p>Spellings:</p> <p>Root Words</p> <p>Prefixes</p> <p>Punctuation: To use capital letters in sentences.</p> <p>To use end stops such as full stops, question marks or exclamation marks to end sentences.</p> <p>Grammar:</p> <p>To use adjectives for description</p> <p>To define types of nouns</p> <p>To use pronouns to avoid repetition.</p> <p>To recognize the use of verbs in sentences.</p> 	<p><u>Talk and Encourage the children to do the following:</u></p> <p>Talk to your child about root words and the change in the meaning of the word when we add a prefix.</p> <p>Encourage your child to match the root word to the prefix and to tell the difference in meaning.</p> <p>Speak to your child and engage him/her to describe things around the house. Guide your child to use interesting vocabulary to describe the things around.</p> <p>Encourage your child to annotate the Common nouns and Proper nouns found on the page of a story book.</p> <p>Point out that pronouns avoid repetition.</p> <p>Discuss the use of verbs in sentences. Write a sentence without verbs and ask your child to fill in the doing word to complete the sentence.</p>	<p>prefix game</p> <p>Punctuation quiz</p> <p>vocabulary games</p> <p>Spelling Games</p> <p>Grammar adjective quiz</p>   <p>adjectives sept FLN.docx</p>  <p>adjective crossword.docx</p>



The Winchester School

Year 3 Family Learning Newsletter **September 2023**





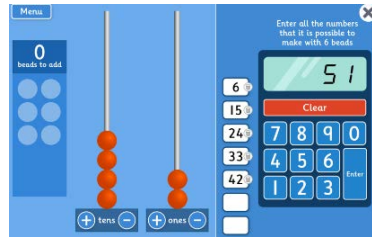

	<p>TEXT LEVEL:</p> <p>Reading Comprehension:</p> <p>Gumdrop has a birthday</p> <p>Fable- The Lion and the Mouse</p> <p>Novel -The Penguin Who wanted to Find Out</p> <p>Composition:</p> <p>Character sketch</p>	<div><h3>How to write a character sketch...</h3><ul style="list-style-type: none">• Paragraph One: name, age, physical appearance, style of dress• Paragraph Two: family, family background, home, friends• Paragraph Three: character traits-personality with evidence• Paragraph Four: Likes and dislikes of the character• Paragraph Five: feelings, voice, fears, values and behavior</div> <p>Allocate a special time and place to read a book together. Read a selection of stories with characters, incidents and settings familiar to your child.</p> <p>Encourage your child to identify characters, settings, and main events.</p> <p>Enact a story with puppets or through role play.</p> <p>Encourage your child to recognize physical and personality traits.</p>	<div><p>tracking-character-tr aits.pdf</p><p>How to write a Character sketch</p><p>Short stories for kids</p><p>Types of characters</p></div>
--	---	--	--



The Winchester School

Year 3 Family Learning Newsletter **September 2023**




Numeracy	<p>Number- Place Value:</p> <p>To read and write numbers up to 1000.</p> <p>To partition three-digit numbers into multiples of 100, 10 and 1 in different ways.</p> <p>To compare and order numbers up to 1000.</p> <p>To count on and back in steps of 2, 3, 4, 5 and 10.</p> <p>To round the 2-digit and 3-digit numbers to nearest 10 and 100.</p>	<p>Encourage them to write number name against numbers for their age. E.g. I am eight years old Or My father will turn thirty-seven next month.</p> <p>Similar, number related questions can be asked to challenge them.</p> <p>Talk to children how partitioning numbers makes calculation quicker.</p> $ \begin{array}{l} 346 = 300 + 46 \\ 300 + 40 + 6 \\ 300 + 30 + 16 \\ 200 + 120 + 26 \dots \end{array} $ <p>Encourage them to skip count up to 100 and back to reinforce their number knowledge. Make it challenging by starting with a random number e.g. 51,61</p> <p>Share how word problems help understanding in real life context. e.g.</p>	<p>Place value game</p>  <p>Place Value – Bead Numbers</p>  <p>Place Value- Arrays Game</p> 
-----------------	--	---	---



The Winchester School

Year 3 Family Learning Newsletter **September 2023**



Number- Addition and Subtraction:

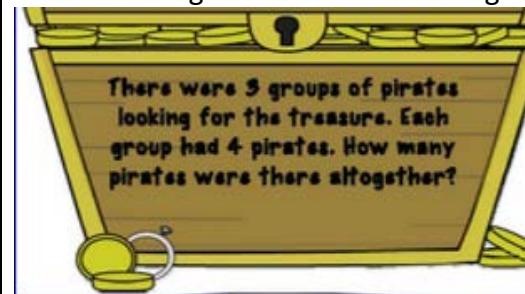
To subtract two digit and three-digit numbers.
To attempt one step and two step word problems.

Inverse Operation (Addition and Subtraction)

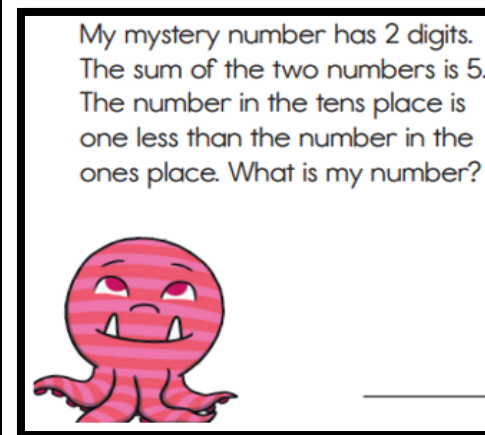
To recognize and use inverse relationship between addition and subtraction and use this to check calculations.

Talk to your child about subtracting numbers mentally. E.g. $500-200=300$ and $356-100=256$


Share with your child how word problems help understanding in real life context. e.g.



I bought a pack of 80 sweets and shared them equally between my friend and sister. How many sweets did each get?



[Brain Workout- Subtraction](#)




[Word Problems- Mixed](#)



The Winchester School

Year 3 Family Learning Newsletter **September 2023**



Challenge your kids with such real-life situations:

My mystery number has 3 digits, the sum of which is 8. There is a 4 in the tens place. The other two numbers are identical. What is my mystery number?



Math challenge:

Find all numbers you land on when you skip count by 5 up to 1000.


...all numbers you land on when you skip count by 5.


1	2	3	4	5	6	7	8	9	10
11	12	13	14	15	16	17	18	19	20
21	22	23	24	25	26	27	28	29	30
31	32	33	34	35	36	37	38	39	40
41	42	43	44	45	46	47	48	49	50
51	52	53	54	55	56	57	58	59	60
61	62	63	64	65	66	67	68	69	70
71	72	73	74	75	76	77	78	79	80
81	82	83	84	85	86	87	88	89	90
91	92	93	94	95	96	97	98	99	100
101	102	103	104	105	106	107	108	109	110
111	112	113	114	115	116	117	118	119	120
121	122	123	124	125	126	127	128	129	130
131	132	133	134	135	136	137	138	139	140
141	142	143	144	145	146	147	148	149	150
151	152	153	154	155	156	157	158	159	160
161	162	163	164	165	166	167	168	169	170
171	172	173	174	175	176	177	178	179	180
181	182	183	184	185	186	187	188	189	190
191	192	193	194	195	196	197	198	199	200



The Winchester School

Year 3 Family Learning Newsletter **September 2023**




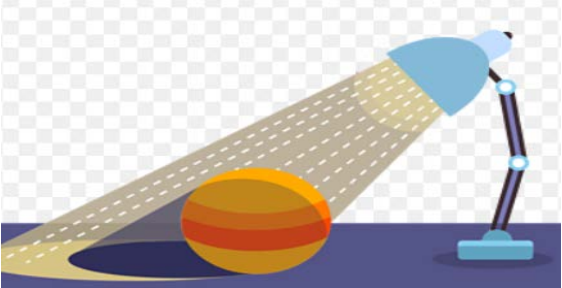


Science	<p><u>Light and Shadow</u></p> <p>To differentiate between the different light sources.</p> <p>To explain how light travels through non-luminous objects.</p> <p>Investigate the nature of shadows formed by various objects.</p> <p>Investigate how shadows change throughout the day.</p>	<p>Talk to your child about different sources of light, discuss with your child- how a shadow is formed. Share the knowledge that a shadow is formed when an object blocks the path of light.</p> <p>Encourage your child to observe different sizes of shadow during the day and understand how the size varies according to the distance.</p> <p>Encourage your child to try making a sundial and to make puppet using various materials such as paper, thermocol, plastic etc. at home and with the help of torch observe how shadow is formed.</p> <p>Share if the material is opaque it will form clear shadow. Share that the shadow is formed when the object is opaque. Transparent materials let light pass through them. e.g. a glass –it does not form shadow. Similarly, translucent objects allow little light to pass</p>	<p><u>Light and Shadow</u></p>  <p>Light</p> <p>Light - Type of object</p> <p>Shadow</p> <p>Change in Length of Shadow</p> <p>Light and shadows interactive worksheet (liveworksheets.com)</p>
----------------	--	---	--



The Winchester School

Year 3 Family Learning Newsletter **September 2023**






		<p>through e.g. laminated sheet, tissue paper. So, they form a weak shadow.</p> <p>Share the knowledge that position of the shadow is influenced by the position of the light. Mid-day shadow is small because the position of the sun is on top of our head.</p>	<p>Lights and shadows worksheet (liveworksheets.com)</p>
<p>UAE Social Studies</p>	<p>The UAE in the last century</p> <ul style="list-style-type: none"> To know about the UAE's past. To explore the jobs people did in the past. <p>Key vocabulary: century, decade, years, pearls</p> <p>Natural Resources in the UAE</p> <ul style="list-style-type: none"> To explore the natural resources in the UAE. To describe how natural resources helped the UAE in the past. <p>Key Vocabulary: natural resources, nature, work, endangered, dugong</p>	<p>Talk with your child about the UAE during the last century.</p> <p>Share the events in the history of the UAE.</p> <p>Encourage your child to search for facts about the UAE in the past.</p> <p>Talk to your child about how the natural resources shaped the way people lived in the past and how they live now.</p> <p>Encourage your child to research the natural features and seas of the UAE.</p>	<p>History of UAE</p>  <p>Facts about the UAE</p> <p>Natural Resources</p> 



The Winchester School

Year 3 Family Learning Newsletter **September 2023**





<p>Humanities</p> <p>History</p>	<p>The Stone Age – Introduction To explore what humans needed for survival in the Stone Age.</p> 	<p>Encourage your child to read about the Stone Age. What was life like during that period?</p> <p>Share with your child the survival skills for people living in the Stone Age.</p> <p>Talk about how the tools for hunting changed over time.</p> <p>Keywords: flint, spear, axe, bow and arrow, mammoth, marrow, archaeologist, source, Bear Grylls.</p>	<p>The Stone Age TheSchoolRun</p> <p>Introduction to the Stone Age (KS1/KS2) - YouTube</p> <p>The Stone Age – Years 3/4 and P4/5 History Collection - BBC Bitesize</p>
<p>Moral Education</p>	<p><u>Tolerance, respect for difference</u></p> <p>To recognize that we are all different and why this is to be welcomed and respected. To praise and celebrate special features in others. To know who and what should be respected.</p> 	<p>Talk to your child about the importance of respect and how to praise and celebrate others achievements.</p> <p>Encourage your child to follow the same in real life situations.</p> <p>Speak to your child and engage him/her through different stories of respect and the importance of valuing others in real life.</p> <p>Share the importance of valuing what is special in others in real life.</p>	<p>https://youtu.be/k-6ws8LZECU</p> <p>Respect (liveworksheets.com)</p> <p>https://youtu.be/om3INBWfoxY</p>



The Winchester School

Year 3 Family Learning Newsletter **September 2023**




Music Year (Kiko)	<p>Refresher on how to play the recorder</p>	<p>Let your child practice at home, even though there may be squeaking.</p> <p>Be an audience, but also check if your child is holding the recorder properly.</p>	<p>https://www.youtube.com/watch?v=EXyS9qVrVQ4</p> <p>https://www.youtube.com/watch?v=yNzwF04WCOA&t=40s</p>
Music Year (Sunil)	<p>Learning how to play the song "Mary had a little lamb" on recorder</p>	<p>Let your child practice at home, even though there may be squeaking.</p> <p>Be an audience, but also check if your child is holding the recorder properly.</p>	
Music Year (Joyson)	<p>Learning to play the recorder using notes G. A. B.</p>	<p>Let your child practice at home, even though there may be squeaking.</p>	<p>Identify the notes in the recorder with the backing track B.A.G. Medley - RECORDER - YouTube</p>
Physical Education	<p><u>Basketball/Dribbling:</u></p> <p>Students will be learning to develop the range and consistency of dribbling through the obstacles.</p>	<p>Talk and Encourage the children to do the following:</p> <p>Encouraging the child to take part in Basketball Games, Dribble the ball hard. ... Head up at all times. ... Use your finger tips to control the ball, not</p>	<p><u>Useful sites:</u></p> <p>https://www.youtube.com/watch?v=mHpH9BBS4j4</p>



The Winchester School

Year 3 Family Learning Newsletter **September 2023**



WEEK 1 & Activity -1



your palm these key points will help the child to become master in the skill to develop his/her Game.

Talk and Encourage the child to do the following:



Encouraging Child to take part in Basketball Games, practicing below drills will become master in that game skill

- Bounce pass
- Chest pass
- Overhead pass
- One-hand push pass
- Baseball pass

<https://www.youtube.com/watch?v=MRrNi7uHmaY>

<https://www.youtube.com/watch?v=BnvGa0I8bMc>



Useful sites:

<https://www.youtube.com/watch?v=OMewIZMmRCI>

<https://www.youtube.com/watch?v=m2sl6P7UQFw>

<https://www.youtube.com/watch?v=NryYEOkWSgU>

WEEK 2 & Activity -2


Basketball/Passing & Receiving:



Students will be able to learn to develop the range and consistency of passing and receiving the ball accurately.



The Winchester School

Year 3 Family Learning Newsletter **September 2023**




<p>WEEK 3 &</p> <p>Activity -3</p>	<p><u>Basketball/Passing (Give and Go):</u></p> <p>Students will be able to learn to develop the range and consistency of passing accurately while moving.</p> <p><u>Basketball/Lay-up shot:</u></p> <p>Students will learn to develop the range and consistency of layup shot.</p> 	<p>Talk and Encourage your child to do the following:</p>  <p>Encourage your child to take part in Basketball Games, practicing more time with Team mates/pairs will improve the give-and-go, a basic offensive play can be a straight pass, a bounce pass, or a lob pass as the situation.</p> <p>Talk and Encourage your child to do the following:</p> <p>Encourage your child to take part in Basketball Games, while practicing Layup shot, below are the key points to remember</p> <ul style="list-style-type: none"> • Eyes up • Outside long foot step • High inside foot step • Protect the ball & follow through • Practice 	<p><u>Useful sites:</u></p> <p>https://www.youtube.com/watch?v=MQJErnxF4ng</p> <p>https://www.youtube.com/watch?v=O_Z4gkyPNG0</p> <p>https://www.youtube.com/watch?v=MvGx3d_f7Bs</p> <p><u>Useful sites:</u></p> <p>https://www.youtube.com/watch?v=BwR1DPCVsP8</p> <p>https://www.youtube.com/watch?v=q4lqeXob_qg</p> <p>https://www.youtube.com/watch?v=Wp3nQOG4D4o</p>
--	--	---	--



The Winchester School

Year 3 Family Learning Newsletter September 2023




ICT	To learn formatting features, insert picture and alignment in MS- Word .	<p>Good Organizational skills, creative thinking.</p> <p>Encourage your child to explore the different features in MS Word.</p> <p>Guide your child to make a story board with dialogues and background colour.</p>	<p>https://youtu.be/4D8DcstpGEg</p> <p>https://edu.gcfglobal.org/en/word/#</p>
Arabic for Arabs	<p>عندما فقد الملك أحلامه:</p> <p>أن يطبق المتعلم معرفته بقواعد الصوتيات ليقراً الكلمات المألوفة ، ويتهجى الكلمات غير المألوفة ومتعددة المقاطع .</p> <p>أن يفسر التلميذ الكلمات والعبارات المستخدمة في النصوص الأدبية مميراً بين الاستخدامات الحقيقية والمجازية.</p> <p>أن يقرأ المتعلم قراءة جهرية سليمة مراعيًا الضبط السليم .</p> <p>أن يجيب التلميذ عن أسئلة تظهر فهمه للفكر الرئيسة والفرعية مستعيناً بالنص.</p> <p>هل تحلم الحيوانات :</p> <p>أن يفسر التلميذ المفردات الجديدة في النص المعلوماتي</p> <p>أن يقرأ التلميذ النص قراءة سليمة خالية من الأخطاء</p> <p>أن يطرح التلميذ أسئلة عن الفكرة الرئيسة والفكر الفرعية في النص مبدئياً رأييه في المضمون.</p>	<p>يستطيع السيد ولي الأمر أن يساعد الطالب عن طريق: مساعدة الطالب على استخدام الكلمات الجديدة في تعبيراته داخل المنزل.</p> <p>- مساعدة الطالب في كيفية التفكير بأحلامه وطموحاته ودعمه وتحفيزه لمقابلة ومواجهة المشاكل والأزمات .</p> <p>مساعدة الطالب في الربط بين خبراته ومعلوماته السابقة وبين ما يتعرفه من معلومات جديدة.</p> <p>مساعدة الطالب في كيفية جمع كلمات من المحيط الذي حوله .</p> <p>مساعدة التلميذ في تعرف كيفية الحصول على معلومات من خلال مصادر المعرفة المتنوعة (الموسوعات – القصص – أشرطة الفيديو – الشبكة المعلوماتية) .</p> <p>يمكن لولي الأمر الدخول من خلال الرابط المرفق لموقع قناة اللغة العربية والتربية الإسلامية الخاص بمدرسة ونشستر ومتابعة التسجيلات الخاصة بالدروس ومشاركتها مع التلميذ وتدوين ما تعلمه في دفتره المدرسي.</p>	<p>قناة اللغة العربية والتربية الإسلامية</p> <p>بمدرسة ونشستر</p>



The Winchester School

Year 3 Family Learning Newsletter **September 2023**




Arabic for Non-Arabs	THE SCHOOL (المدرسة) To create sentences about the school. To distinguish between the masculine and feminine. To describe a day in school. To create a dialogue about the school. To use propositions correctly. To express opinion about school. To create a sign about the school.	Help your child to link between the picture and the word. Ask your child to draw the things that are found in school. Talk to your ward about the places that are found in the school. Go through the links on the Arabic and Islamic YouTube Channel so that you can help your child learn at home about the topic.	Asafeer reading platform Arabic and Islamic YouTube Channel
Islamic for Arabs	سورة العلق أن يتلو التلميذ السورة تلاوة صحيحة. أن يستنتج التلميذ المعنى الإجمالي للسورة. أن يوضح التلميذ مراحل نمو الإنسان من خلال السورة. بر الوالدين أن يحدد التلميذ مظاهر بر الوالدين . أن يدلل التلميذ على بر الوالدين. أن يستنتج التلميذ ثواب بر الوالدين. حسن الخلق: أن يستنتج التلميذ ما يرشد إليه الحديث الشريف . أن يحدد التلميذ فضل حسن الخلق. أن يعدد التلميذ مكارم الأخلاق.	يساعد ولي الأمر التلميذ في : فهم المعنى الإجمالي للسورة تلاوة السورة شجعه على احترام الوالدين يشجعه على عمل الخير دائماً يشجعه على حب الناس. يشجعه على قراءة القرآن ملتزماً آداب التلاوة يمكن لولي الأمر الدخول من خلال الرابط المرفق لموقع قناة اللغة العربية والتربية الإسلامية الخاص بمدرسة ونشستر ومتابعة التسجيلات الخاصة بالدروس ومشاركتها مع التلميذ وتدوين ما تعلمه في دفتره المدرسي	قناة اللغة العربية والتربية الإسلامية بمدرسة ونشستر



The Winchester School

Year 3 Family Learning Newsletter **September 2023**



Islamic for Non-Arabs	<p>Surat Al-Alaq</p> <p>To recite Surat-ul-Alaq with Tajweed</p> <p>To explain the general meaning and the vocabularies contained in the verses.</p> <p>To apply Qalqalah in my recitation.</p> <p>To analyze the reason for the revelation of the verses (10-19).</p> <p>(The etiquette of Recitation)</p> <p>To explain the etiquette of recitation.</p> <p>To explain the importance of important of following the etiquette of recitation.</p> <p>(Honoring Parents)</p> <p>To explain the importance of honoring parents.</p> <p>To clarify the benefits of honoring parents in Islam.</p>	<p>Talk to your child about honoring parents and why it is important.</p> <p>Ask your child to follow the etiquette of recitation.</p> <p>Encourage your son\daughter to learn Surah-Al-Alaq.</p> <p>Encourage your son/daughter to learn the duaa taught in class.</p> <p>Go through the links on the Arabic and Islamic YouTube channel so that you can help your child learn more at home about the topic.</p>	<p>Arabic and Islamic YouTube Channel</p>
------------------------------	--	---	---